



NEWEX

Experience New

NEWEX INTERNATIONAL CO., LTD

PHILEXI is a trademark of NEWEX INTERNATIONAL CO., LTD

Hongkong Office Address:

FLAT/RM 02, 7/F, SPA CENTRE,
NO.53-55 LOCKHART ROAD,
WAN CHAI, HONG KONG

Sourcing Manager/ Sales Manager: Mr. Justin

Whatsapp/Mobile/Wechat: +8613928822021

Skype ID: liangshizong


Email: justin@philexi.com, justin.liang@newexintl.com

Guangzhou Office Address:

Room 505, BLDG A, Hengda Business
Center, 3rd Bigui Road, Luopu Street,
Panyu District, Guangzhou, China

GMCC 美芝

GMCC 美芝



2024

旋转式压缩机产品手册

Rotary Compressor Product Catalog >>>

本资料相关技术数据仅供参考，实际数据以我司最新的产品规格书为准
The data of this catalog is for reference only, the actual data is subject to the latest specification document



环保纸张 Recyclable
可回收资源 Made From Recycled Content

欲了解最新产品技术信息，请访问GMCC官方网站
For technical details about the latest products, please visit GMCC website

目录 Contents



01

公司简介
COMPANY PROFILE

03

科技驱动
TECHNOLOGY DRIVEN

05

产品命名规则
NAMING RULES

07

产品系列型谱
PRODUCT SERIES
LINEUP

08

产品应用领域
PRODUCT
APPLICATION FIELD

09

环保冷媒压缩机
GREEN REFRIGERANT
COMPRESSOR

18

变频空调压缩机
INV COMPRESSOR

20

R410A定速空调压缩机
R410A AIR-CONDITIONER
COMPRESSOR

25

R22定速空调压缩机
R22 AIR-CONDITIONER
COMPRESSOR

26

T3空调压缩机
T3 AIR-CONDITIONER
COMPRESSOR

29

铝线空调压缩机
ALUMINUM WINDING
AIR CONDITIONER
COMPRESSOR

31

北美风管机压缩机
COMPRESSOR DEDICATED
FOR UNITARY APPLICATION

32

除湿机压缩机
DEHUMIDIFIER
COMPRESSOR

34

制冷量测试条件
REFRIGERATING CAPACITY
TEST CONDITION

35

压缩机标准包装
COMPRESSOR
STANDARD PACKAGE

36

压缩机标准附件
COMPRESSOR
ACCESSORIES

36

联系我们
CONTACT US

关于我们 | About Us

GMCC 美芝 &Welling 威灵 & MR 美仁，作为消费电器核心零部件系统级整体解决方案供应商，坚持绿色创新，持续升级核心科技，为客户提供可靠、绿色、高效、智慧的全品类压缩机、阀、全品类电机和芯片等产品及解决方案，助力行业健康发展、产业持续升级。

GMCC & Welling & MR, as a system-level solution supplier of core components of consumer electronics, adheres to green innovation, continuously upgrades core technology, provides customers with reliable, green, efficient and intelligent products and solutions such as all kinds of compressors, valves, motors and chips, and helps the healthy development of the industry and the continuous upgrading of the industry.

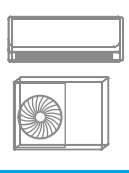


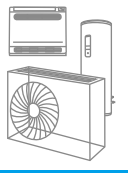
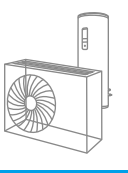




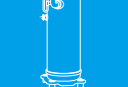





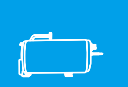
我们的产品应用 | Product

产品广泛应用于家用电器、商用制冷制热和移动制冷等领域，如各类空调、冰箱、洗衣机、冷冻冷藏柜、热泵采暖、热泵热水器、除湿机、干衣机、饮水机、油烟机、洗碗机、吸尘器、冷藏汽车、驻车空调、房车空调等。

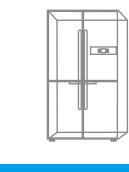
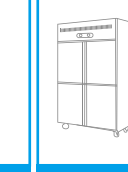
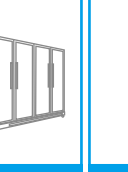

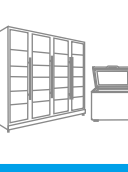
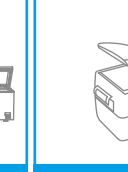






The products are widely used in household appliances, commercial refrigeration and heating, mobile refrigeration and other fields, such as various air conditioners, refrigerators, washing machines, refrigerators, heat pump heating, heat pump water heaters, dehumidifiers, clothes dryers, water dispensers, range hoods, dishwashers, vacuum cleaners, refrigerated cars, parking air conditioners, RV air conditioners, etc.

我们的产品 | Product

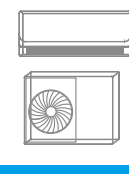
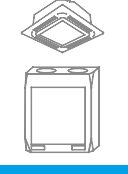
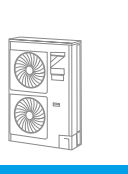
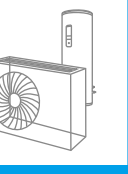




GMCC 旋转&涡旋压缩机
Rotary & Scroll Comp.

							
							
家用空调压缩机 Household A/C Comp.	商用空调压缩机 Commercial A/C Scroll Comp.	除湿机压缩机 Dehumidifier Comp.	热泵采暖压缩机 HP Heating Comp.	热泵热水器压缩机 HP Water Heater Comp.	热泵干衣机压缩机 HP Dryer Comp.	微型压缩机 Micro Comp.	车载空调压缩机 Car A/C Comp.

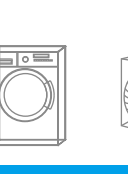

GMCC 往复压缩机
Recip Comp.

					
					
家用冰箱压缩机 Household Refrigerator Comp.	家用冷柜压缩机 Household Freezer Comp.	除湿机压缩机 Dehumidifier Comp.	轻商设备压缩机 Commercial Comp.	车载冰箱压缩机 Car Refrigerator Comp.	房车冰箱压缩机 RV Refrigerator Comp.

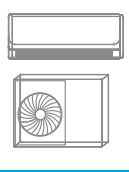
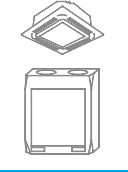

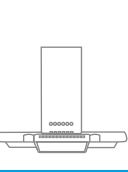
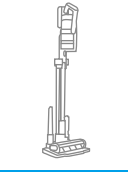




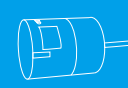
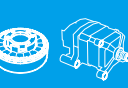





GMCC 电子膨胀阀
EEV

			
			
电子膨胀阀 EEV			

美仁芯片
MR chip

			
			
主控、触控、变频MCU Control, Touch, Motor Control MCU			
智能功率模块 IPM			

Welling 电机
Motor

							
							
家用空调电机 Household A/C Motor and Fan	商用空调电机 Commercial A/C Motor	波轮/滚筒洗衣机电机 Pulsator / Drum Washing Machine Motor	油烟机电机 Range Hood Motor	吸尘器电机 Vacuum Cleaner Motor	洗碗机电泵 Electric Pump for Dishwasher	干衣机电机 Dryer Motor	热泵热水/采暖风机、循环泵 Fan for HP Water Heater and HP Heating, Circulating Water Pump



7亿

空压年研发资金投入
700 M RMB annual R&D
investment on A/C compressor



2400+

空压授权专利
Authorized patents in A/C
compressor technology



10x

2012~2023连续荣获艾普兰奖
Winner of the AWE Award
from 2012-2023



为保持核心科技竞争力，GMCC 持续投入创新，不断在环保、高效、小型、智能和静音等方面进行技术研发和产品升级。

In order to maintain its core technologic competitiveness, GMCC continues to invest in innovation, continues to develop and upgrade its products regarding eco friendliness, efficiency, size, intelligence and noise.



400+

工业机器人
Industrial robots



GMCC 不断提高精益制造水平，创新生产工艺，打造智能工厂，GMCC 生产效率每年提升 10% 以上，平均产出不良率低至 7PPM。

With continuous increased refined manufacturing level, innovative production process, and intelligent plant, GMCC's production efficiency gets more than 10% improvement each year, average output defect rate is as low as 7PPM.




μ级

精密工艺
μ class precision



7PPM

不合格率
Defect rate



环保冷媒应用技术引领全球冷媒替代进程

Environmental-friendly refrigerant application technology
Trend setter for environmental-friendly refrigerant application

- 2004年起研发，2011年签约联合国首个R290压缩机示范线
R&D since 2004. First UN R290 compressor demonstration line signed in 2011



高效节能变频技术，助推全球能效升级

Efficient energy-saving inverter technology
Promoting global energy efficiency level upgrading

- 2003年研发成功直流变频技术
DC inverter technology successfully developed in 2003
- 双缸变频、变频变容、喷气变频等不断升级
Continuous upgrading of double-cylinder inverter, DC Inverter, Variable capacity and EVI



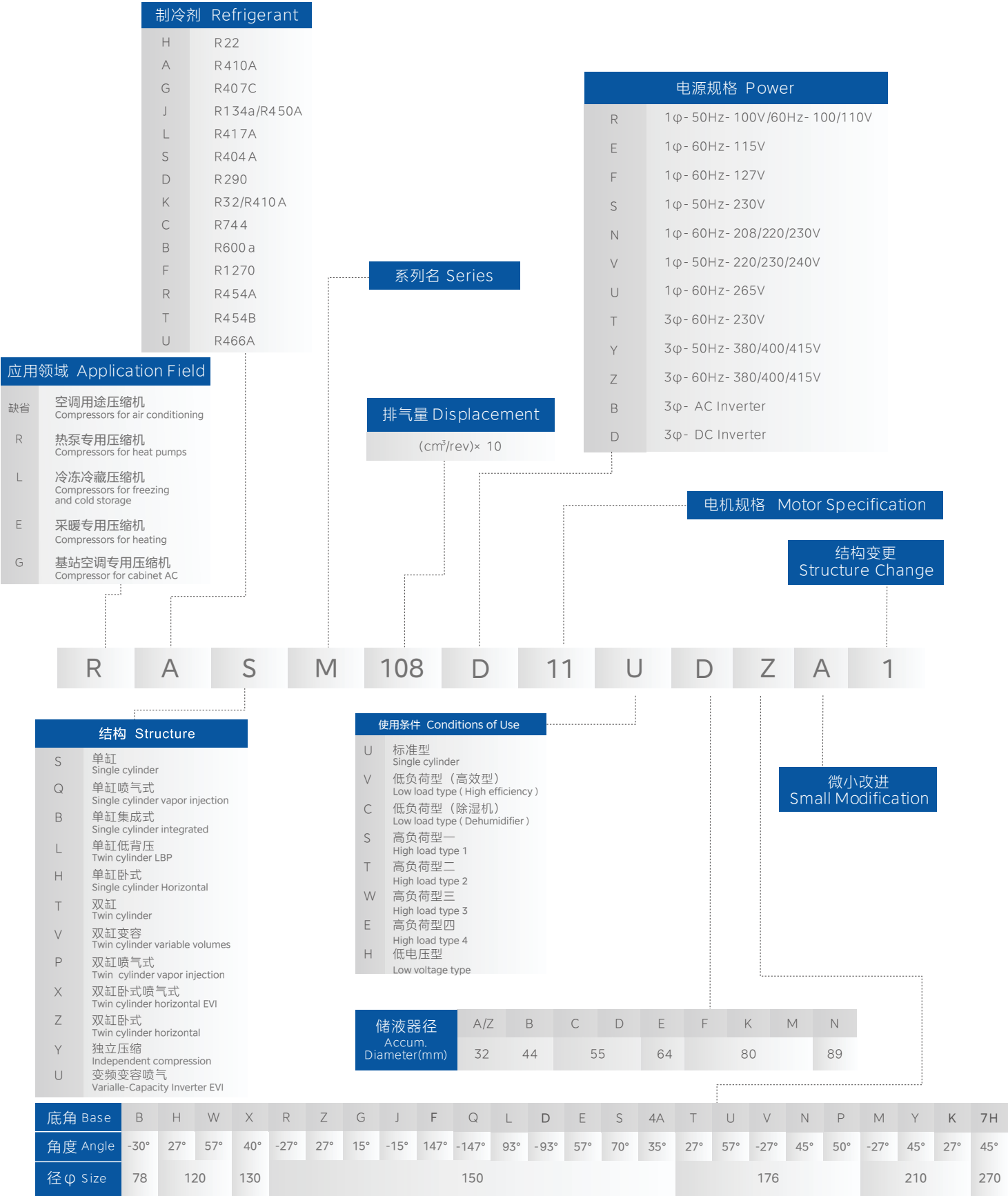
低温热泵采暖技术，助力北方煤改电政策落地

Low-temperature heat pump heating technology
Supporting carbon reduction policy in China

- 喷气增焐技术转子&涡旋应用，极寒迅启
Application of Enhanced Vapor Injection technology in rotary and scroll compressor enables quick start ultra low temperature
- 增效15~20%，助力空气能热泵应用
Increase efficiency by 15-20%, supporting the application of ASHP

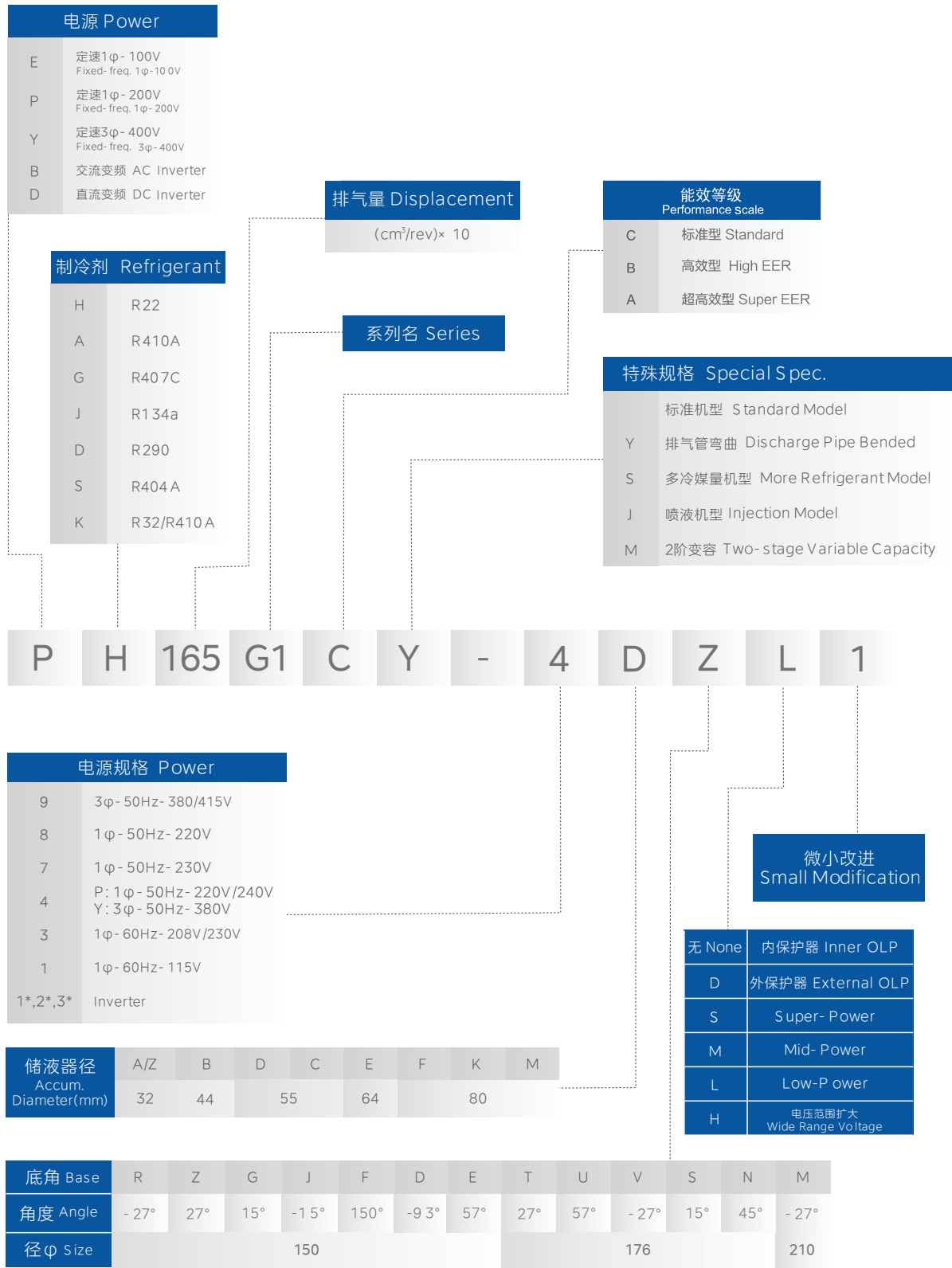
压缩机命名规则（一）

NAMING RULES(A)

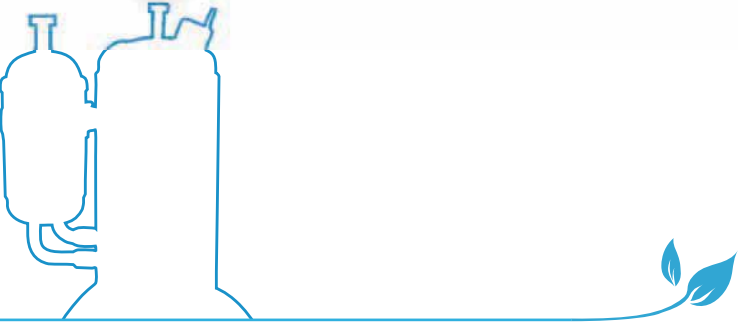


压缩机命名规则（二）

NAMING RULES(B)



产品类别 Type			压缩机能力范围 Compressor capacity range																										认证 Certificate	
冷媒 Refrigerant	频率 Frequency	电压 Voltage	kw	1.0	2.0	3.0	4.0	5.0	6.0	7.0	8.0	9.0	10.0	11.0	12.0	13.0	14.0	15.0	16.0	17.0	18.0	19.0	20.0	21.0	22.0	23.0	24.0	25.0		26.0
			kBtu/h	3.4	6.8	10.2	13.6	17.1	20.5	23.9	27.3	30.7	34.1	37.5	40.9	44.3	47.7	51.2	54.6	58.0	61.4	64.8	68.2	71.6	75.0	78.4	81.8	85.2		88.6
R22	60Hz	208/230V	<div><div></div></div> (8200~20000 BTU/h)																										UL CUL	
R410A	50Hz	220/240V	<div><div></div></div> (3000~59000 BTU/h)																										TUV CCC	
		T3	<div><div></div></div> (12000~36000 BTU/h)																										TUV	
	60Hz	115V	<div><div></div></div> (5000~15500 BTU/h) GX																										UL CUL	
		208/230V	<div><div></div></div> (5300~34000 BTU/h)																										UL CUL	
		T3	<div><div></div></div> (15000~35000 BTU/h)																										TUV	
	DC Inverter		<div><div></div></div> (7000~82000 BTU/h)																										TUV CCC	
R290	50Hz	220/240V	<div><div></div></div> (1400~17000 BTU/h)																										TUV CCC	
	DC Inverter		<div><div></div></div> (9800~15000 BTU/h)																										TUV CCC	
R32	50Hz	220/240V	<div><div></div></div> (3900~58000 BTU/h)																										TUV CCC	
	60Hz	115V	<div><div></div></div> (5000~15500 BTU/h)																										UL CUL	
		208/230V	<div><div></div></div> (4000~35500 BTU/h)																										UL CUL	
	DC Inverter		<div><div></div></div> (7000~88000 BTU/h)																										TUV CCC	
R454B	60Hz	208/230V	<div><div></div></div> (23000~41000 BTU/h)																										UL CUL	
	DC Inverter		<div><div></div></div> (1800~23000 BTU/h)																										UL CUL	



环保冷媒空调压缩机

GREEN REFRIGERANT COMPRESSOR

系列 Series	代表机型 Typical Model	排量 Displ. (cm ³ /rev)	制冷量 Cooling Capacity (W) (Btu/h)	功率 Power (W)	能效比 COP (W/W)	电容 Capacitor (μ F/V)	压缩机高度 Compressor Height (mm)	排气管内径 Discharge Pipe ID (mm)	回气管内径 Suction Pipe ID (mm)	备注 Remark
--------------	-----------------------	--	--	--------------------	---------------------	----------------------------	------------------------------------	------------------------------------	----------------------------------	--------------

R 290

1φ- 50Hz- 220/240V

测试条件: ASH Test Condition: ASH

S K	DSK31V11UZW	3.1	420	1433	228	1.84	15/370	183	6.53	6.53	▲
	DSK40V11UZW	4.0	545	1860	255	2.14	15/370	183	6.53	6.53	▲
	DSK50V11UZW	5.0	705	2405	270	2.61	15/370	214	6.53	9.8	▲
S N	DSN86V11UZDX	8.6	1300	4436	440	2.95	15/370	225	6.53	9.8	
	DSN98V11UZZS	9.8	1480	5050	475	3.12	25/370	250	6.53	9.8	
	DSN118V12UZDX	11.8	1740	5935	562	3.10	20/370	250	6.53	9.8	
S M	DSM155V12UDZ	15.5	2275	7762	685	3.32	25/370	292	8.1	9.8	
	DSM155V13UCZH	15.5	2300	7847	708	3.25	25/370	260	8.1	9.8	
	DSM165V14UDZA	16.4	2400	8189	745	3.22	25/370	270	8.1	9.8	
	DSM165V12UDZ	16.4	2455	8376	732	3.35	25/370	292	8.1	9.8	
	DSM170V13UCZH	16.9	2525	8615	765	3.30	30/370	260	8.1	9.8	
	DSM180V11UCZB	17.9	2655	9059	810	3.28	25/370	275	8.1	9.8	
	DSM225V1UDZ	22.5	3315	11311	1010	3.28	35/370	300	8.1	9.8	
	DSM240V1UDZ	24.0	3560	12147	1080	3.30	35/370	300	8.1	9.8	
	DSM250V1UDZ	25.0	3735	12744	1125	3.32	35/370	300	8.1	9.8	
S F	DSF340V1UFT	34.0	5080	17333	1530	3.32	40/400	320	8.1	12.9	▲

测试条件: GX Test Condition: GX

S M	DSM135V11VDZ	13.3	2240	7643	510	4.39	20/370	292	8.1	9.8	
-----	--------------	------	------	------	-----	------	--------	-----	-----	-----	--

1φ- 50Hz- 230V

测试条件: ASH Test Condition: ASH

S G	DSG310S1UFT	30.8	4640	15832	1345	3.45	55/400	305	9.8	12.9	
	DSG320S1UFT	31.8	4755	16224	1390	3.42	55/400	305	9.8	12.9	

单缸变频 DC Inverter Single Cylinder

测试条件: SEE R60 Test Condition:SEE R60

S M	DSM165D19UDZ	16.5	2885	9844	725	3.98	-	290	8.1	9.8	
	DSM180D19UDZ	17.9	3150	10748	788	4.00	-	290	8.1	9.8	
S N	DSN180D54UEZ3	18.0	3120	10645	735	4.24	-	250	8.1	12.9	▲
	DSN210D54UEZ3	21.0	3705	12641	872	4.25	-	250	8.1	12.9	▲

双缸变频 DC Inverter Twin Cylinder

测试条件: SEE R60 Test Condition:SEE R60

T N	DTN180D32UFZ	18.1	3180	10850	785	4.05	-	280	8.1	12.9	
	DTN210D32UFZ	20.9	3680	12556	897	4.10	-	280	8.1	12.9	
	DTN210D54UEZ3	20.9	3675	12539	882	4.16	-	280	8.1	12.9	
	DTN250D32UFZ	25.0	4380	14945	1085	4.05	-	280	8.1	12.9	

备注：带▲的产品为正在开发的产品
Remarks: " ▲ "under developing

环保冷媒空调压缩机

GREEN REFRIGERANT COMPRESSOR

系列 Series	代表机型 Typical Model	排量 Displ. (cm ³ /rev)	制冷量 Cooling Capacity (W) (Btu/h)	功率 Power (W)	能效比 COP (W/W)	电容 Capacitor (μ F/V)	压缩机高度 Compressor Height (mm)	排气管内径 Discharge Pipe ID (mm)	回气管内径 Suction Pipe ID (mm)	备注 Remark
--------------	-----------------------	--	--	--------------------	---------------------	----------------------------	------------------------------------	------------------------------------	----------------------------------	--------------

R 454 B

单缸变频 DC Inverter Single Cylinder

测试条件: SEER60 Test Condition:SEER60

S K	TSK66D15UDZ3	6.6	1850	6312	485	3.81	-	200	8.1	9.8	▲
	TSK75D35UEZA3	7.5	2110	7199	540	3.91	-	238	8.1	9.8	▲
	TSK89D35UEZ3	8.9	2510	8564	635	3.95		238	8.1	9.8	▲
	TSK103D33UEZ3	10.3	2900	9895	725	4.00		260	8.1	9.8	▲
S N	TSN108D34UFZ3	10.8	3000	10236	760	3.95		250	8.1	12.9	▲
	TSN140D58UFZ	14.0	3935	13427	960	4.10		260	8.1	12.9	▲

R 454 B

双缸变频 DC Inverter Twin Cylinder

测试条件: SEER60 Test Condition: SEER60

T N	TTN110D42UFZ	11.0	3050	10407	775	3.94	-	250	8.1	12.9	▲
	TTN130D53UFZ3	13.1	3625	12369	930	3.90		270	8.1	12.9	▲
	TTN150D35UFT4	14.9	4100	13989	1065	3.85		280	8.1	12.9	▲
TM	TTM240D57UM*	24.0	6610	22553	1890	3.50		300	9.8	16.2	▲
TF	TTF310D43UM*	30.6	8710	29718	2430	3.58		365	9.8	16.2	▲
T Q	TTQ440D1UMU*	43.8	12580	42925	3386	3.72		435	12.9	16.2	▲
	TTQ480D1UNU*	48.0	13500	46064	3648	3.70		435	12.9	22.2	▲

备注：带▲的产品为正在开发的产品
Remarks: " ▲ "under developing

环保冷媒空调压缩机
GREEN REFRIGERANT COMPRESSOR

系列 Series	代表机型 Typical Model	排量 Displ. (cm ³ /rev)	制冷量 Cooling Capacity (W) (Btu/h)	功率 Power (W)	能效比 COP (W/W)	电容 Capacitor (μF/V)	压缩机高度 Compressor Height (mm)	排气管内径 Discharge Pipe ID (mm)	回气管内径 Suction Pipe ID (mm)	备注 Remark
--------------	-----------------------	--	--	--------------------	---------------------	---------------------------	------------------------------------	------------------------------------	----------------------------------	--------------

R 32/R410A

单缸变频 DC Inverter Single Cylinder

测试条件: SEE R60 Test Condition:SEE R60

SK	KSK53D15UEZ3	5.3	1620	5527	442	3.66	-	200	8.1	9.8	
	KSK66D15UDZ3	6.6	2020	6892	540	3.74	-	200	8.1	9.8	
	KSK66D22UEZ31	6.6	2045	6978	538	3.80	-	240	8.1	9.8	▲
	KSK75D12UEZ31	7.5	2300	7848	612	3.76	-	200	8.1	9.8	▲
	KSK75D35UEZA3	7.5	2325	7933	602	3.86	-	240	8.1	9.8	
	KSK82D22UEZA31	8.2	2560	8735	670	3.82	-	260	6.15	8.1	▲
	KSK89D32UEZA31	8.9	2795	9537	728	3.84	-	240	8.1	9.8	▲
	KSK89D35UEZ3	8.9	2790	9519	715	3.90	-	240	8.1	9.8	
	KSK103D32UEZ31	10.3	3245	11072	850	3.82	-	240	8.1	9.8	▲
	KSK103D26UEZD3	10.3	3240	11055	840	3.86	-	240	8.1	9.8	
	KSK103D33UEZ3	10.3	3255	11106	830	3.92	-	270	8.1	9.8	
	KSN98D21UEZB31	9.8	3070	10475	784	3.92	-	250	8.1	9.8	▲
SN	KSN98D21UEZD31	9.8	3070	10475	784	3.92	-	232	8.1	9.8	▲
	KSN98D27UER31	9.8	3070	10475	779	3.94	-	250	8.1	9.8	
	KSN98D31UEZ31	9.8	3070	10475	775	3.96	-	255	8.1	9.8	
	KSN98D64UFZ3	9.8	3070	10475	763	4.02	-	260	8.1	12.9	
	KSN98D66UFZ3	9.8	3070	10475	758	4.05	-	260	8.1	12.9	
	KSN108D42UEZ31	10.3	3230	11021	812	3.98	-	250	8.1	9.8	▲
	KSN108D34UEZ3	10.8	3410	11635	865	3.94	-	250	8.1	9.8	
	KSN108D54UFZ3	9.8	3380	11533	840	4.02	-	260	8.1	12.9	
	KSN120D33UFZ3	12.0	3730	12727	970	3.85	-	250	8.1	12.9	▲
	KSN120D53UFZ3	12.0	3730	12727	945	3.95	-	250	8.1	12.9	
	KSN140D33UFZ3	14.0	4350	14842	1130	3.85	-	250	8.1	12.9	
	KSN140D53UFZ3	14.0	4350	14842	1100	3.95	-	260	8.1	12.9	
	KSN140D43UFZ31	14.0	4350	14842	1108	3.93	-	260	8.1	12.9	▲

备注: 带▲的产品为正在开发的产品
Remarks: "▲"under developing



空调新能效专用变频压缩机
DC INVERTER COMPRESSOR FOR A/C
NEW ENERGY EFFICIENCY

- 1、高效: 压缩机能效提升8%, 系统APF能效提升6%, 满足新一级能效;
- 2、静音: 压缩机噪音下降3dB, 6倍频噪音递减4~5dB, 气流脉动递减50%, 系统听感更优。

1. HIGH EFFICIENCY: COMPRESSOR COP INCREASED BY 8%, AIR-CONDITIONER APF INCREASED BY 6%, MEET THE UPDATED FIRST CLASS ENERGY REGULATION.

2. QUIET: COMPRESSOR NOISE DROPS BY 3DB, 6 OCTAVE NOISE DECREASING 4~5DB, AIRFLOW PULSATION DECREASING 50%, BETTER FOR AIR-CONDITIONER AUDIO IMPRESSION.

环保冷媒空调压缩机
GREEN REFRIGERANT COMPRESSOR

系列 Series	代表机型 Typical Model	排量 Displ. (cm ³ /rev)	制冷量 Cooling Capacity (W) (Btu/h)	功率 Power (W)	能效比 COP (W/W)	电容 Capacitor (μF/V)	压缩机高度 Compressor Height (mm)	排气管内径 Discharge Pipe ID (mm)	回气管内径 Suction Pipe ID (mm)	备注 Remark
--------------	-----------------------	--	--	--------------------	---------------------	---------------------------	------------------------------------	------------------------------------	----------------------------------	--------------

R 32/R410A

双缸变频 DC Inverter Twin Cylinder

测试条件: SEER60 Test Condition:SEER60

TK	KTK115D33UFZ3	11.5	3475	11857	935	3.72	-	260	8.1	12.9	
	KTK130D43UFE3	13.1	4035	13767	1055	3.82	-	260	8.1	12.9	
TN	KTN130D53UFZ3	13.1	4015	13699	1035	3.88	-	270	8.1	12.9	
	KTN150D35UFT4	14.9	4720	16105	1240	3.81	-	280	8.1	12.9	
	KTN150D53UFZ3	14.9	4600	15695	1180	3.90	-	270	8.1	12.9	
	KTN150D43UFZ31	14.9	4600	15695	1185	3.88	-	270	8.1	12.9	▲
	KTN150D63UFZ3	14.9	4600	15695	1165	3.95	-	270	8.1	12.9	
TM	KTN180D61UFZ3	18.0	5730	19551	1558	3.68	-	280	9.8	12.9	▲
	KTN210D61UFUC3	21.2	6675	22775	1815	3.68	-	280	9.8	12.9	
	KTM180D43UMT	17.6	5600	19107	1520	3.68	-	300	9.8	16.2	
	KTM180D68UFT	17.6	5560	18971	1485	3.74	-	300	9.8	12.9	
	KTM210D35UMT3	21.2	6650	22690	1725	3.85	-	300	9.8	16.2	▲
	KTM225D43UMT	22.5	7180	24498	1920	3.74	-	300	9.8	16.2	
	KTM240D43UKUA2	24.0	7630	26034	2030	3.76	-	280	9.8	12.9	
TF	KTM240D63UMT	24.0	7740	26409	2040	3.80	-	300	9.8	16.2	▲
	KTM240D46UKT2	24.0	7577	25853	2030	3.73	-	300	9.2	12.9	
	KTM310D86UMTA	30.6	9820	33506	3690	3.65	-	325	9.8	16.2	▲
	KTF310D43UMT	30.8	10010	34154	2765	3.62	-	333	9.8	16.2	
TQ	KTF400D64UMTA	39.8	13095	44654	3540	3.70	-	355	9.8	16.2	
	KTF420D64UMVA	41.5	13450	45891	3700	3.64	-	355	9.8	16.2	
	KTF420D62UMTA	41.5	13630	46506	3535	3.86	-	355	9.8	16.2	▲
	KTQ420D1UMU	41.5	13700	46744	3700	3.70	-	405	9.8	16.2	
	KTQ650D41UNT3	64.7	22000	75064	5450	4.04	-	430	12.9	22.2	▲
	KTQ650D48UNT3	64.7	22000	75064	5550	3.96	-	430	12.9	22.2	▲铝线
	KTQ750D50UNT3	74.6	26000	88712	6450	4.03	-	455	16.2	22.2	▲
	KTQ750D55UNT3	74.6	26000	88712	6550	3.97	-	455	16.2	22.2	▲铝线

备注: 带▲的产品为正在开发的产品
Remarks: "▲"under developing



R32 环保冷媒双缸小型化压缩机
R32 TWIN-CYLINDER DC INVERTER COMPRESSOR

- 1、小径化;
- 2、高APF;
- 3、低噪音、低振动;
- 4、高频化、大压缩比。

1. MINIMUM SIZE ;
2. HIGH APF ENERGY EFFICIENCY ;
3. LOW NOISE AND VIBRATION ;
4. HIGH FREQUENCY AND LARGE COMPRESSION RATIO .

环保冷媒空调压缩机

GREEN REFRIGERANT COMPRESSOR

系列 Series	代表机型 Typical Model	排量 Displ. (cm ³ /rev)	制冷量 Cooling Capacity (W) (Btu/h)	功率 Power (W)	能效比 COP (W/W)	电容 Capacitor (μ F/V)	压缩机高度 Compressor Height (mm)	排气管内径 Discharge Pipe ID (mm)	回气管内径 Suction Pipe ID (mm)	备注 Remark
--------------	-----------------------	--	--	--------------------	---------------------	----------------------------	------------------------------------	------------------------------------	----------------------------------	--------------

R32

1φ- 50Hz- 220/240V

测试条件: GX Test Condition: GX

SK	KSK44V11VAEA	4.4	1210	4129	362	3.53	15/370	230	8.1	9.8	
	KSK66V11VZZ	6.6	1920	6550	530	3.62	25/370	240	6.53	9.8	
SN	KSN40V11VAZ3	4.0	1150	3924	298	3.85	10/370	230	8.1	9.8	
	KSN54V11VZZ3	5.4	1630	5562	410	3.98	15/370	230	8.1	9.8	
	KSN68V11VBZ	6.8	2020	6892	518	3.90	25/370	250	8.1	9.8	
	KSN78V11VDZ	7.8	2350	8018	600	3.92	25/370	250	8.1	9.8	
	KSN86V11VDZ	8.6	2550	8700	658	3.88	25/370	250	8.1	9.8	
	KSN89V11VEZ3	8.9	2675	9127	655	4.08	25/400	280	8.1	9.8	▲
	KSN92V11VEZ3	9.2	2780	9485	688	4.04	25/400	280	8.1	9.8	▲
SM	KSN98V11VEZ3	9.8	3020	10304	722	4.18	25/400	280	8.1	9.8	▲
	KSM85V05VDZ3	8.5	2590	8837	645	4.02	25/370	288	8.1	9.8	
	KSM89V05VDZ3	8.9	2690	9178	672	4.02	25/370	290	8.1	9.8	
	KSM93V05VDZE3	9.2	2775	9468	698	3.98	30/250	285	6.15	8.1	
	KSM99V11VDZ	9.7	2905	9912	695	4.18	25/370	290	8.1	9.8	
	KSM103V11VFT	10.3	3065	10458	725	4.22	25/370	292	8.1	12.9	
	KSM106V1VFT	10.6	3180	10850	755	4.22	25/370	290	8.1	12.9	
	KSM113V2VFTL	11.3	3440	11737	815	4.22	35/370	290	8.1	12.9	
	KSM125V2VFTL	12.5	3835	13085	905	4.24	35/370	290	8.1	12.9	
	KSM133V2VFTL	13.3	4090	13955	970	4.22	40/370	290	8.1	12.9	
SF	KSF160V01VFTC3	16.1	4970	16958	1155	4.30	45/400	314	8.1	12.9	
	KSF170V01VFTB	17.0	5260	17947	1355	3.88	35/370	314	8.1	12.9	
	KSF180V1VFP	18.0	5565	18988	1295	4.30	45/370	314	9.8	12.9	
	KSF190V1VETB	19.1	5835	19909	1370	4.26	45/450	314	8.1	12.9	
	KSF195V1VFT	19.6	6025	20557	1400	4.30	45/370	314	8.1	12.9	
	KSF200V1VKUB	19.9	6130	20916	1440	4.26	45/450	336	8.1	12.9	
SG	KSG240V1VMP	23.8	7450	25419	1695	4.40	45/400	310	9.8	16.2	
	KSG280V1VMU	28.0	8620	29411	2060	4.18	65/400	344	9.8	16.2	
	KSG290V1VMU	28.9	9055	30896	2050	4.34	55/400	310	9.8	16.2	
SQ	KSQ300V1VMU	29.7	9225	31476	2120	4.35	60/400	380	9.8	16.2	
TG	KTG250V1VMP	25.2	7715	26324	1835	4.20	60/400	350	9.8	16.2	
	KTG270V2VMP	26.8	8390	28627	1980	4.24	65/400	350	9.8	16.2	
	KTG275V2VMP	27.4	8520	29070	2040	4.18	65/400	350	9.8	16.2	
	KTG275V2VMP2	27.4	8370	28558	2040	4.10	65/400	350	9.8	16.2	▲
TQ	KTG290V1VMU2	29.2	10885	37140	2640	4.12	60/400	350	9.8	16.2	▲
	KTQ420V1VMU	42.0	13045	44510	3070	4.25	80/400	405	9.8	16.2	

备注：带▲的产品为正在开发的产品
Remarks: * ▲ *under developing

环保冷媒空调压缩机

GREEN REFRIGERANT COMPRESSOR

系列 Series	代表机型 Typical Model	排量 Displ. (cm ³ /rev)	制冷量 Cooling Capacity (W) (Btu/h)	功率 Power (W)	能效比 COP (W/W)	电容 Capacitor (μ F/V)	压缩机高度 Compressor Height (mm)	排气管内径 Discharge Pipe ID (mm)	回气管内径 Suction Pipe ID (mm)	备注 Remark
--------------	-----------------------	--	--	--------------------	---------------------	----------------------------	------------------------------------	------------------------------------	----------------------------------	--------------

R32

1φ- 50Hz- 220/240V

测试条件: ARI Test Condition: ARI

SN	KSN93V11UDZ1	9.2	2300	7848	850	2.70	25/370	261	8.1	9.8	
SM	KSM89V13UDZK	8.9	2195	7489	770	2.70	25/370	270	8.1	9.8	
	KSM93V11UDZ	9.2	2250	7677	790	2.85	25/370	292	8.1	9.8	
	KSM95V13UDZK	9.5	2365	8069	830	2.85	25/370	270	8.1	9.8	
	KSM120V1UFE	12.0	3025	10321	1050	2.88	35/370	292	8.1	12.9	
SF	KSF180V1UKPC3	18.0	4665	15917	1545	3.02	55/370	336	9.8	12.9	
	KSF190V1UFPB	19.0	4850	16548	1670	2.90	40/400	314	9.8	16.2	
	KSF205V1UETH	20.5	5270	17981	1840	2.86	60/400	314	9.8	12.9	
	KSF210V1UFPB3	21.0	5455	18612	1805	3.02	60/400	314	9.8	12.9	▲
SG	KSF215V1UFTB3	21.5	5585	19056	1875	2.98	55/400	314	9.8	12.9	
	KSG165V1UMT	16.7	4285	14620	1440	2.98	40/400	310	9.8	16.2	
	KSG185V1UKU	18.5	4775	16292	1605	2.98	40/400	310	9.8	12.9	
TQ	KSG230V1UKU	22.9	5945	20284	1980	3.00	45/400	310	9.8	12.9	
	KTQ290V1UMT	29.0	7260	24771	2575	2.82	60/400	405	9.8	16.2	
	KTQ330V1UMT	33.0	8370	28558	2910	2.88	80/400	405	9.8	16.2	

备注：带▲的产品为正在开发的产品
Remarks: * ▲ *under developing

环保冷媒空调压缩机

GREEN REFRIGERANT COMPRESSOR

系列 Series	代表机型 Typical Model	排量 Displ. (cm ³ /rev)	制冷量 Cooling Capacity (W) (Btu/h)	功率 Power (W)	能效比 COP (W/W)	电容 Capacitor (μ F/V)	压缩机高度 Compressor Height (mm)	排气管内径 Discharge Pipe ID (mm)	回气管内径 Suction Pipe ID (mm)	备注 Remark
--------------	-----------------------	--	--	--------------------	---------------------	----------------------------	------------------------------------	------------------------------------	----------------------------------	--------------

R 32

1φ - 50Hz - 230V

测试条件: GX Test Condition: GX

S M	KSM113S1VFE	11.3	3465	11823	825	4.20	35/370	290	8.1	12.9	
S F	KSF155S1VETB3	15.6	4785	16326	1135	4.22	45/400	300	9.8	12.9	
	KSF155S2VFPC3	15.6	4820	16446	1090	4.42	45/400	314	9.8	12.9	▲
	KSF160S2VFPC3	16.1	5085	17350	1140	4.46	45/400	314	9.8	12.9	
	KSF165S1VFTB3	16.5	5110	17435	1195	4.28	45/400	314	8.1	12.9	
	KSF165S2VFPC3	16.5	5125	17487	1150	4.46	45/400	314	9.8	12.9	
	KSF170S1VEPA	17.0	5230	17845	1200	4.36	45/400	314	8.1	12.9	
	KSF170S2VFPC3	17.0	5240	17879	1175	4.46	45/400	314	9.8	12.9	
	KSF175S2VFPC3	17.5	5390	18391	1215	4.44	45/400	314	8.1	12.9	
	KSF180S1VFPA	18.0	5535	18885	1265	4.38	45/400	314	9.8	12.9	
	KSF180S1VFP3	18.0	5600	19107	1265	4.42	45/400	314	9.8	12.9	
	KSF190S2VFPC3	19.1	5885	20080	1320	4.46	45/400	314	9.8	12.9	
	KSF200S2VFPC3	20.0	6125	20899	1380	4.44	45/400	314	9.8	12.9	
	KSF210S2VFPC3	21.0	6505	22195	1460	4.46	55/400	314	9.8	12.9	
	KSG165S1VMT	16.5	5185	17691	1200	4.32	40/400	310	9.8	16.2	
S G	KSG175S1VKP	17.5	5455	18612	1225	4.45	40/400	310	9.8	12.9	
	KSG180S1VKP	18.0	5575	19022	1260	4.42	40/400	310	9.8	12.9	
	KSG195S1VKU	19.6	6065	20694	1395	4.35	40/400	310	9.8	12.9	
	KSG200S1VMP	20.2	6315	21547	1430	4.42	40/400	310	9.8	16.2	
	KSG210S1VMP	21.1	6610	22553	1495	4.42	40/400	310	9.8	16.2	
	KSG220S1VMP	22.0	6850	23372	1565	4.38	40/400	310	9.8	16.2	
	KSG230S1VMU	22.9	7110	24259	1655	4.30	40/400	310	9.8	16.2	
	KSG240S1VKT	23.8	7200	24566	1665	4.32	55/400	310	9.8	12.9	
	KSG250S1VMU	25.0	7715	26324	1815	4.25	60/400	340	9.8	16.2	

备注：带▲的产品为正在开发的产品
Remarks: " ▲ "under developing

环保冷媒空调压缩机

GREEN REFRIGERANT COMPRESSOR

系列 Series	代表机型 Typical Model	排量 Displ. (cm ³ /rev)	制冷量 Cooling Capacity (W) (Btu/h)	功率 Power (W)	能效比 COP (W/W)	电容 Capacitor (μ F/V)	压缩机高度 Compressor Height (mm)	排气管内径 Discharge Pipe ID (mm)	回气管内径 Suction Pipe ID (mm)	备注 Remark
--------------	-----------------------	--	--	--------------------	---------------------	----------------------------	------------------------------------	------------------------------------	----------------------------------	--------------

R 32

3φ - 50Hz - 380V

测试条件: ARI Test Condition: ARI

T Q	KTQ290Y1UMT	29.0	7170	24464	2510	2.86	-	405	9.8	16.2	
	KTQ375Y1UMU	37.5	9765	33318	3310	2.95	-	405	9.8	16.2	
	KTQ330Y1UMT	33.0	8115	27688	2840	2.86	-	405	9.8	16.2	
	KTQ390Y1UMT	39.0	9800	33438	3380	2.90	-	405	9.8	16.2	
	KTQ440Y1UMTA	43.8	11235	38334	3815	2.94	-	405	9.8	16.2	
	KTQ480Y3UMU3	48.0	12450	42479	4175	2.98	-	405	9.8	16.2	▲
	KTQ495Y1UMT2	49.5	12580	42923	4338	2.90	-	405	9.8	16.2	
	KTQ580Y1UMU3	58.0	15000	51180	5245	2.86	-	405	9.8	16.2	▲
T W	KTW590Y1UNYC	59.0	15795	53893	5365	2.94	-	440	12.9	19.3	
	KTW630Y1UNMA	63.0	16960	57868	5775	2.94	-	440	12.9	22.2	

备注：带▲的产品为正在开发的产品
Remarks: " ▲ "under developing

环保冷媒空调压缩机

GREEN REFRIGERANT COMPRESSOR

系列 Series	代表机型 Typical Model	排量 Displ. (cm ³ /rev)	制冷量 Cooling Capacity (W) (Btu/h)	功率 Power (W)	能效比 COP (W/W)	电容 Capacitor (μF/V)	压缩机高度 Compressor Height (mm)	排气管内径 Discharge Pipe ID (mm)	回气管内径 Suction Pipe ID (mm)	备注 Remark
--------------	-----------------------	--	--	--------------------	---------------------	---------------------------	------------------------------------	------------------------------------	----------------------------------	--------------

R32

1φ- 60Hz- 115V

测试条件: GX Test Condition: GX

S K	KSK44E11VAJA	4.4	1550	5289	395	3.92	35/250	230	8.1	9.8	
	KSK66E11VZZX	6.6	2415	8240	622	3.88	45/250	230	6.53	9.8	
S N	KSN42E11VAJB3	4.2	1485	5067	362	4.10	35/250	230	8.1	9.8	
	KSN50E12VAZB3	5.0	1775	6056	430	4.12	35/250	250	8.1	9.8	
	KSN54E11VAJB3	5.4	1950	6653	470	4.15	40/250	250	8.1	9.8	
	KSN78E11VBZC1	7.8	2875	9810	685	4.20	50/250	250	8.1	9.8	
	KSN84E12VBDB1	8.4	3115	10628	760	4.10	50/250	250	8.1	9.8	
S M	KSM103E12VEZF	10.3	3775	12880	900	4.20	70/250	270	8.1	12.9	
	KSM120E1VET	12.0	4450	15183	1040	4.28	70/250	290	8.1	12.9	

1φ- 60Hz- 115V

测试条件: ARI Test Condition: ARI

S N	KSN68E11UZDX	6.8	2035	6943	755	2.70	45/250	235	6.53	9.8	
	KSN78E13UZDS1	7.8	2345	8001	855	2.74	50/250	250	6.53	9.8	
	KSN86E11UZD	8.6	2595	8854	960	2.70	50/250	250	8.1	9.8	
S M	KSM93E12UDZ	9.3	2730	9315	975	2.80	65/250	280	8.1	9.8	
	KSM95E12UDZL	9.5	2910	9929	1005	2.90	70/250	290	8.1	9.8	
	KSM99E11VEZ	9.7	3545	12096	840	4.22	70/250	290	8.1	12.9	
	KSM106E2UDZK	10.6	3290	11225	1115	2.95	70/250	270	8.1	9.8	
	KSM113E01UDZ	11.3	3450	11771	1325	2.60	70/250	290	8.1	9.8	
	KSM113E1UDZ	11.3	3415	11652	1185	2.88	70/250	292	8.1	9.8	

R32

1φ- 60Hz- 208~230V

测试条件: GX Test Condition: GX

S N	KSN66N11VEZB1	6.6	2380	8120	588	4.05	20/370	250	8.1	9.8	
	KSN82N13VDZB1	8.2	2975	10045	706	4.21	20/400	250	8.1	9.8	
S F	KSF150N1VETB3	15.0	5565	18988	1260	4.42	50/400	314	8.1	12.9	
	KSF155N2VETB3	15.5	5765	19670	1310	4.40	50/400	314	8.1	12.9	
	KSF160N1VET	16.0	6075	20728	1380	4.40	45/370	314	8.1	12.9	
	KSF230N1VKTB	23.0	8700	29684	1995	4.36	55/400	314	8.1	12.9	
S G	KSG230N1VMT	22.9	8525	29087	1930	4.42	60/400	310	9.8	16.2	
	KSG280N1VMT	27.9	10625	36253	2395	4.44	60/400	340	9.8	16.2	
S Q	KSQ280N1VMT	28.0	10390	35451	2350	4.42	60/400	380	9.8	16.2	

1φ- 60Hz- 208~230V

测试条件: ARI Test Condition: ARI

S K	KSK46N11UAJA	4.6	1335	4555	518	2.58	15/400	230	8.1	9.8	
S N	KSN54N11UAJB3	5.3	1565	5340	575	2.72	15/400	230	8.1	9.8	

R32 T3

1φ- 50Hz- 220/ 240V

测试条件: ASH Test Condition: ASH

S G	KSG240V1SMV	24.0	6190	21120	2090	2.96	55/400	310	9.8	16.2	
	KSG180V1SFT	18.0	4500	15354	1555	2.89	55/400	305	9.8	12.9	

变频空调压缩机

INVERTER COMPRESSOR

系列 Series	代表机型 Typical Model	排量 Displ. (cm ³ /rev)	制冷量 Cooling Capacity (W) (Btu/h)	功率 Power (W)	能效比 COP (W/W)	电容 Capacitor (μF/V)	压缩机高度 Compressor Height (mm)	排气管内径 Discharge Pipe ID (mm)	回气管内径 Suction Pipe ID (mm)	备注 Remark
--------------	-----------------------	--	--	--------------------	---------------------	---------------------------	------------------------------------	------------------------------------	----------------------------------	--------------

R410A

双缸变频 DC Inverter Twin Cylinder

测试条件: SEER60 Test Condition:SEER60

T F	ATF310D43UMT	30.8	9490	32380	2600	3.65	-	333	9.8	16.2	
	ATF400D64UMV	39.8	12285	41916	3365	3.65		365	9.8	16.2	
T Q	ATQ360D1UMU	36.3	11200	38214	3040	3.68		406	9.8	16.2	
	ATQ420D1UMU	41.5	12960	44220	3485	3.72		406	9.8	16.2	
	ATQ420D2UMU	41.5	12960	44220	3430	3.78		406	9.8	16.2	
	ATQ420D1UNU1	41.9	13040	44492	3435	3.80		406	9.8	22.2	
	ATQ580D66UNT	57.9	18750	63975	4910	3.82		430	12.9	22.2	
	ATQ650D41UNT3	64.7	20500	69946	5350	3.83		430	12.9	22.2	▲
	ATQ650D48UNT3	64.7	20500	69946	5400	3.80		430	12.9	22.2	▲铝线
	ATQ750D55UNT3	74.6	24000	81888	6315	3.80		455	16.2	22.2	▲铝线

备注：带▲的产品为正在开发的产品
Remarks: " ▲ "under developing

变频空调压缩机
INVERTER COMPRESSOR

系列 Series	代表机型 Typical Model	排量 Displ. (cm ³ /rev)	制冷量 Cooling Capacity (W) (Btu/h)	功率 Power (W)	能效比 COP (W/W)	电容 Capacitor (μ F/V)	压缩机高度 Compressor Height (mm)	排气管内径 Discharge Pipe ID (mm)	回气管内径 Suction Pipe ID (mm)	备注 Remark
--------------	-----------------------	--	--	--------------------	---------------------	----------------------------	------------------------------------	------------------------------------	----------------------------------	--------------

R410A

变频变容 Variable Volumes DC-I NV Compress or

测试条件: SEER60 Test Condition:SEER60

V M	AVM115D6UFZ	11.5	3350	11430	830	4.04	-	268	8.1	12.9	
-----	-------------	------	------	-------	-----	------	---	-----	-----	------	--

R32

独立压缩机 I- CCC Compress or

测试条件: SEER60 Test Condition:SEER60

Y N	KYN103D52UFZ	9.71+0.46	3130	10680	820	3.82	-	280	8.1	12.9	▲
-----	--------------	-----------	------	-------	-----	------	---	-----	-----	------	---

R410A

变频喷气 Enhanced Vapor Injection DC-INV Compressor

测试条件: SEER60 Test Condition:SEER60

N	EAQN108D22UFZA	10.8	3160	10782	855	370	-	262	8.1	12.9	
	EAPN150D30UFZ	14.9	4345	14825	1170	370	-	280	8.1	12.9	
M	EAPM240D57UMTR	24.0	7060	24089	1995	354	-	300	9.8	16.2	
	EAPM310D85UMTR	30.6	9080	30981	2550	356	-	325	9.8	16.2	
F	EAPF420D64UMUR	41.9	13600	46403	3560	382	-	365	9.8	16.2	
Q	EAPQ420D1UMUA	41.9	12900	44015	3565	362	-	405	9.8	16.2	
	EAPQ440D1UMUA	43.8	13580	46335	3770	360	-	435	12.9	16.2	
	EAPQ580D66UNTR	58.0	19660	67080	4915	400	-	430	12.9	16.2	
	EAPQ650D41UNT3	64.7	20500	69946	5350	383	-	430	12.9	22.2	▲
	EAPQ750D50UNT3	74.6	24000	81888	6234	385	-	455	16.2	22.2	▲

R32

变频喷气 Enhanced Vapor Injection DC-INV Compressor

测试条件: SEER60 Test Condition:SEER60

M	EKPM240D57UMTR	24.0	7435	25368	2100	354	-	300	9.8	16.2	
	EKPM310D85UMTR	30.6	9635	32875	2650	364	-	325	9.8	16.2	
F	EKPF420D64UMUR	41.9	13970	47666	3695	378	-	365	9.8	16.2	
Q	EKPQ580D66UNTR	58.0	19370	66090	5020	386	-	430	12.9	16.2	

变频变容喷气增焓全能耦合压缩机

COUPLING COMPRESSOR WITH VARIABLE
DISPLACEMENT & DC INVERTER & VAPOR
INJECTION TECHNOLOGIES

- 1、-15℃环境温度制热量提升 85%，并实现 50℃出风；
- 2、快速制冷制热，时间减少一半；
- 3、无余隙差异化喷气高效运行、高 APF 能效；
- 4、2 倍容量，半速运行，实现大能力同时避免高频噪音问题。

1. THE HEATING CAPACITY HAS IMPROVED BY 85% AT THE AMBIENT TEMPERATURE OF -15℃, AND THE OUTLET AIR TEMPERATURE UP TO 50℃;
2. ACHIEVING RAPID COOLING AND HEATING, SAVING HALF THE TIME ;
3. VARIABLE VAPOR INJECTION TECHNOLOGY ACHIEVES HIGN EFFICIENCY OPERATION ;
4. DOUBLE DISPLACMENT MAKES HALF-SPEED RUNNING ACHIEVING LOW NOISE AT LARGE CAPACITY OPERATION.



R410A定速空调压缩机
R410A AIR-CONDITIONER COMPRESSOR

系列 Series	代表机型 Typical Model	排量 Displ. (cm ³ /rev)	制冷量 Cooling Capacity (W) (Btu/h)	功率 Power (W)	能效比 COP (W/W)	电容 Capacitor (μ F/V)	压缩机高度 Compressor Height (mm)	排气管内径 Discharge Pipe ID (mm)	回气管内径 Suction Pipe ID (mm)	备注 Remark
--------------	-----------------------	--	--	--------------------	---------------------	----------------------------	------------------------------------	------------------------------------	----------------------------------	--------------

R410A

1φ- 60Hz- 208~230V

测试条件: ASH Test Condition: ASH

S N	ASN53N1UAJ3	5.3	1570	5357	520	3.02	15/370	230	8.1	9.8	
	ASN68N1UDZ	6.8	2060	7029	676	3.05	20/370	250	8.1	9.8	
	ASN82N1UDZ	8.2	2515	8581	853	2.95	25/370	250	8.1	9.8	
	ASN89N1UDZ	8.9	2730	9315	895	3.05	25/370	250	8.1	9.8	
S M	ASM93N11UEZ	9.3	2675	9127	885	3.02	35/370	290	8.1	12.9	
	ASM103N11UFZ	10.3	3030	10338	970	3.12	35/370	297	8.1	12.9	
	ASM106N1UFT	10.6	3200	10918	1015	3.15	35/370	297	8.1	12.9	
	ASM113N1UFZ	11.3	3380	11533	1073	3.15	40/370	292	8.1	12.9	
	ASM120N1UFZ	12.0	3560	12147	1128	3.15	40/370	290	8.1	9.8	
	ASM130N1UDZ	13.0	3870	13204	1270	3.05	40/370	292	8.1	9.8	
	ASM135N1UEZ	13.3	4060	13853	1290	3.15	40/370	297	8.1	12.9	
S F	ASF140N1UFT	13.9	4175	14245	1355	3.08	40/370	292	8.1	12.9	
	ASF155N1UKT	15.6	4665	15917	1465	3.18	50/400	340	8.1	12.9	
	ASF160N1UEP	16.1	4775	16292	1510	3.16	55/400	314	9.8	12.9	
	ASF165N1UFTB	16.5	4995	17043	1570	3.18	50/400	314	8.1	12.9	
	ASF200N1UKP	19.9	5975	20387	1880	3.18	55/450	336	9.8	12.9	
S G	ASG210N1UFTB	21.0	6325	21581	1990	3.18	55/450	314	8.1	12.9	
	ASG270N1UMP	27.1	8220	28047	2620	3.14	55/400	310	9.8	16.2	
T G	ATG330N1UMU	32.7	10000	34120	3335	3.00	65/400	400	9.8	16.2	
S Q	ASQ330N1UMU	33.1	10065	34342	3290	3.06	60/400	380	9.8	16.2	

1φ- 60Hz- 208~230V

测试条件: GX Test Condition: GX

S N	ASN58N12VDZ1	5.8	1910	6515	480	3.98	20/370	250	8.1	9.8	
	ASN68N2VDZB1	6.8	2320	7916	568	4.08	20/370	250	8.1	9.8	
	ASN76N1VDZ1	7.6	2600	8871	650	4.00	20/370	250	8.1	9.8	
	ASN82N2VDZ1	8.2	2815	9605	690	4.08	20/370	250	8.1	9.8	
S M	ASN84N1VBZB1	8.3	2865	9775	695	4.12	20/370	250	8.1	9.8	
	ASM103N11VEZ	10.3	3565	12164	838	4.25	35/370	290	8.1	12.9	
	ASM106N1VEZ	10.6	3680	12556	860	4.28	35/370	297	8.1	12.9	
M2	ASM120N1VDZ	12.0	4160	14194	990	4.20	40/370	292	8.1	9.8	
	PA155M2A-3ETL1	15.7	5395	18408	1250	4.32	45/370	303	9.8	12.9	
	PA160M2A-3ETL	16.0	5630	19210	1325	4.25	45/400	303	9.8	12.9	
S G	ASG195N1VKP	19.6	6845	23355	1575	4.35	40/400	310	9.8	12.9	
	ASG280N1VMP	27.9	10025	34205	2260	4.44	60/400	310	9.8	16.2	

R410A定速空调压缩机

R410A AIR-CONDITIONER COMPRESSOR

系列 Series	代表机型 Typical Model	排量 Displ. (cm ³ /rev)	制冷量 Cooling Capacity (W) (Btu/h)	功率 Power (W)	能效比 COP (W/W)	电容 Capacitor (μ F/V)	压缩机高度 Compressor Height (mm)	排气管内径 Discharge Pipe ID (mm)	回气管内径 Suction Pipe ID (mm)	备注 Remark
--------------	-----------------------	--	--	--------------------	---------------------	----------------------------	------------------------------------	------------------------------------	----------------------------------	--------------

R410A

1φ- 50Hz- 220~240V

测试条件: GX Test Condition: GX

S N	ASN46V1VAZ1	4.6	1250	4265	320	3.90	15/370	238	8.1	9.8	
	ASN58V1VZZ1	5.8	1625	5545	411	3.95	20/370	238	8.1	9.8	
S M	ASM89V1VFZ	8.9	2485	8479	592	4.20	20/370	290	8.1	12.9	
	ASM93V11VDZ	9.3	2570	8769	615	4.18	25/370	290	8.1	9.8	
	ASM99V1VFZ	9.8	2780	9485	650	4.28	25/370	292	8.1	12.9	
	ASM103V11VDZ	10.3	2900	9895	675	4.30	25/370	292	8.1	9.8	
	ASM113V1VDZ	11.3	3215	10970	745	4.32	30/370	292	8.1	9.8	
	ASM120V1VFT	12.0	3445	11754	805	4.28	30/370	292	8.1	12.9	
	ASM125V1VFT	12.5	3610	12317	845	4.27	35/370	292	8.1	12.9	
	ASM130V1VDZ	13.0	3760	12829	885	4.25	35/370	292	8.1	9.8	
	ASM135V1VFT	13.3	3870	13204	900	4.30	35/370	295	8.1	12.9	
	ASM140V1VFT	13.9	4060	13853	945	4.30	35/370	292	8.1	12.9	
S G	PA196G2C-4KTL	19.6	5670	19346	1335	4.25	55/400	310	9.8	12.9	
	PA216G2C-4FTL	21.4	6165	21035	1440	4.28	55/400	320	9.8	12.9	
	ASG289V1VMP	28.9	8450	28831	1930	4.38	45/400	310	9.8	16.2	
S Q	ASQ330V1VMU	33.0	9485	32363	2195	4.32	55/400	380	9.8	16.2	▲

备注：带▲的产品为正在开发的产品
Remarks: " ▲ "under developing

R410A定速空调压缩机

R410A AIR-CONDITIONER COMPRESSOR

系列 Series	代表机型 Typical Model	排量 Displ. (cm ³ /rev)	制冷量 Cooling Capacity (W) (Btu/h)	功率 Power (W)	能效比 COP (W/W)	电容 Capacitor (μ F/V)	压缩机高度 Compressor Height (mm)	排气管内径 Discharge Pipe ID (mm)	回气管内径 Suction Pipe ID (mm)	备注 Remark
--------------	-----------------------	--	--	--------------------	---------------------	----------------------------	------------------------------------	------------------------------------	----------------------------------	--------------

R410A

1φ- 50Hz- 220/240V

测试条件: ASH Test Condition:ASH

S K	ASK40V11UAZ	4.0	930	3173	365	2.55	15/370	230	8.1	9.8	
S N	ASN68V1UZZ1	6.8	1695	5783	585	2.90	20/370	250	8.1	9.8	
	ASN76V1UDZ1	7.6	1890	6449	630	3.00	25/370	250	8.1	9.8	
	ASN82V1UDZ	8.2	2035	6943	690	2.95	25/370	250	8.1	9.8	
	ASN86V1UDZ	8.6	2140	7302	725	2.95	25/370	250	8.1	9.8	
S M	ASM99V2UDZ	9.8	2395	8172	788	3.04	25/370	292	8.1	9.8	
M2	PA170M2C-4ET2	17.1	4190	14296	1385	3.03	35/400	300	8.1	12.9	
	PA185M2C-4FT2	18.5	4495	15337	1500	3.00	35/400	300	8.1	12.9	
	PA200M2A-4ET2	20.0	5000	17060	1695	2.95	40/370	314	9.8	12.9	
	PA215M2AS-4KU	21.5	5355	18271	1845	2.90	50/400	314	9.8	12.9	
	PA225M2CS-4KU2	22.4	5500	18766	1835	3.00	50/370	340	8.1	12.9	
	PA240M2CS-4KU1	23.9	5840	19926	1980	2.95	50/370	340	8.1	12.9	
S F	ASF205V1UEUB	20.5	5160	17606	1655	3.12	45/400	314	8.1	12.9	
	ASF205V1UKTB3	20.5	5085	17350	1620	3.14	55/400	314	9.8	12.9	
	ASF205V2UKTH3	20.5	5205	17759	1635	3.18	55/400	314	8.1	12.9	▲
	ASF210V2UFTB3	21.0	5310	18118	1670	3.18	55/400	314	8.1	12.9	▲
S G	ASG230V1UKT	22.9	5785	19738	1830	3.16	45/400	310	9.8	12.9	
	ASG270V1UMT	27.1	6880	23475	2175	3.16	45/400	310	9.8	16.2	
	ASG280V1UMP	27.9	7065	24106	2340	3.02	60/400	310	9.8	16.2	
S Q	ASQ330V1UMT	33.1	8330	28422	2740	3.04	70/400	380	9.8	16.2	
T G	ATG330V1UMP	32.7	8230	28081	2815	2.92	65/400	380	9.8	16.2	
T Q	ATQ375V1UMU	37.7	9615	32806	3255	3.05	75/400	405	9.8	16.2	
	ATQ390V1UMT	38.9	9825	33523	3190	3.08	70/400	405	9.8	16.2	

备注：带▲的产品为正在开发的产品
Remarks: " ▲ "under developing

R410A定速空调压缩机

R410AAIR-CONDITIONER COMPRESSOR

系列 Series	代表机型 Typical Model	排量 Displ. (cm ³ /rev)	制冷量 Cooling Capacity (W) (Btu/h)	功率 Power (W)	能效比 COP (W/W)	电容 Capacitor (μ F/V)	压缩机高度 Compressor Height (mm)	排气管内径 Discharge Pipe ID (mm)	回气管内径 Suction Pipe ID (mm)	备注 Remark
--------------	-----------------------	--	--	--------------------	---------------------	----------------------------	------------------------------------	------------------------------------	----------------------------------	--------------

R410A

3φ- 50Hz- 380V

测试条件: ASH Test Condition:ASH

S Q	ASQ280Y1UMP	28.0	6930	23645	2200	3.15	-	380	9.8	16.2	▲
	ASQ330Y1UMP	33.0	8190	27944	2645	3.10	-	380	9.8	16.2	▲
T Q	ATQ290Y1UMT	29.0	7075	24140	2345	3.02	-	405	9.8	16.2	
	ATQ375Y1UMU2	37.7	9420	32141	3055	3.08	-	405	9.8	16.2	
	ATQ440Y1UMT	43.8	10895	37174	3610	3.02	-	405	9.8	16.2	
	ATQ480Y1UNT	48.0	11960	40808	4020	3.08	-	405	9.8	22.2	
T W	ATW550Y2UNYA	55.0	13770	46983	4555	3.02	-	460	12.9	22.2	
	ATW590Y1UNK	59.0	15265	52084	5090	3.00	-	460	12.9	22.2	
	ATW630Y1UNMA	63.4	16465	56179	5340	3.08	-	460	12.9	22.2	

3φ- 60Hz- 380V

测试条件: ASH Test Condition: ASH

T Q	ATQ420Z1UMT	41.9	12460	42514	4155	3.00	-	405	9.8	16.2	▲
	ATQ440Z1UMT	44.0	13050	44527	4405	2.96	-	405	9.8	16.2	
T W	ATW550Z2UNKB	55.1	17390	59335	5800	3.00	-	460	12.9	22.2	

3φ- 60Hz- 220V

测试条件: ASH Test Condition: ASH

T Q	ATQ440T1UMT	44.0	13185	44987	4460	2.96	-	405	9.8	16.2	
T W	ATW550T1UNKB	55.1	17300	59028	5800	2.98	-	405	9.8	16.2	▲

备注：带▲的产品为正在开发的产品
Remarks: " ▲ "under developing

R410A定速空调压缩机

R410AAIR-CONDITIONER COMPRESSOR

系列 Series	代表机型 Typical Model	排量 Displ. (cm ³ /rev)	制冷量 Cooling Capacity (W) (Btu/h)	功率 Power (W)	能效比 COP (W/W)	电容 Capacitor (μ F/V)	压缩机高度 Compressor Height (mm)	排气管内径 Discharge Pipe ID (mm)	回气管内径 Suction Pipe ID (mm)	备注 Remark
--------------	-----------------------	--	--	--------------------	---------------------	----------------------------	------------------------------------	------------------------------------	----------------------------------	--------------

R410A

1φ- 60Hz- 115V

测试条件: GX Test Condition: GX

S K	ASK44E1VAJ	4.4	1480	5050	378	3.92	35/250	230	8.1	9.8	
	ASK53E1VAJ	5.3	1825	6227	465	3.92	35/250	230	8.1	9.8	
S N	ASN45E2VAJ3	4.5	1510	5152	360	4.20	35/250	238	8.1	9.8	
	ASN53E2VAJ3	5.3	1805	6155	435	4.15	35/250	230	8.1	9.8	
	ASN68E12VAZB1	6.8	2260	7710	560	4.04	50/250	250	8.1	9.8	
	ASN71E1VBZ	7.1	2445	8342	596	4.10	45/250	245	8.1	9.8	
	ASN76E11VZDA1	7.6	2550	8700	638	4.00	45/250	280	8.1	9.8	
	ASN81E1VBZB1	8.0	2720	9281	660	4.12	50/250	250	8.1	9.8	
	ASN83E1VBZ1	8.3	2845	9707	690	4.12	50/250	245	8.1	9.8	
	ASN86E1VBZ	8.6	2990	10202	725	4.12	50/250	250	8.1	9.8	
S M	ASM100E11VEZ	9.9	3425	11686	800	4.28	70/250	290	8.1	12.9	
	ASM103E12VEZ	10.3	3525	12027	835	4.22	70/250	290	8.1	12.9	
	ASM106E2VEZ	10.6	3700	12624	865	4.28	70/250	297	8.1	12.9	
	ASM113E3UFZK	11.3	3450	11771	1105	3.12	70/250	270	8.1	12.9	ASH
	ASM120E1UFZ	12.0	3580	12215	1155	3.10	70/250	290	8.1	12.9	ASH
	ASM127E1VET	12.7	4485	15303	1048	4.28	70/250	290	8.1	12.9	
	ASM130E1VET	13.0	4535	15473	1075	4.22	70/250	292	8.1	12.9	

1φ- 60Hz- 127V

测试条件: GX Test Condition: GX

S N	ASN86F1VBZ1	8.6	2985	10185	762	3.92	45/250	245	8.1	9.8	
-----	-------------	-----	------	-------	-----	------	--------	-----	-----	-----	--

1φ- 60Hz- 127V

测试条件: ASH Test Condition: ASH

S M	ASM113F1UDRC	11.3	3420	11669	1120	3.05	60/250	270	8.1	9.8	
-----	--------------	------	------	-------	------	------	--------	-----	-----	-----	--

R 22定速空调压缩机

R22 AIR-CONDITIONER COMPRESSOR

系列 Series	代表机型 Typical Model	排量 Displ. (cm ³ /rev)	制冷量 Cooling Capacity (W) (Btu/h)	功率 Power (W)	能效比 COP (W/W)	电容 Capacitor (μ F/V)	压缩机高度 Compressor Height (mm)	排气管内径 Discharge Pipe ID (mm)	回气管内径 Suction Pipe ID (mm)	备注 Remark
--------------	-----------------------	--	--	--------------------	---------------------	----------------------------	------------------------------------	------------------------------------	----------------------------------	--------------

R 22

1φ- 60Hz- 208~230V

测试条件: ASH Test Condition:ASH

SM	HSM130N12UEZ	13.0	2750	9383	846	3.25	30/370	292	8.1	12.9	
	HSM165N11UEZ	16.5	3500	11942	1060	3.30	40/370	292	8.1	12.9	
	HSM170N2UFZ	16.9	3540	12078	1115	3.17	40/370	292	8.1	12.9	
M2	PH210M2A-3FT	20.9	4610	15729	1365	3.38	45/370	292	8.1	12.9	
	PH250M2A-3FTU2	24.8	5285	18032	1625	3.25	40/370	292	8.1	12.9	
	PH260M2AS-3KUU1	26.1	5625	19193	1815	3.10	40/370	333	9.8	12.9	

测试条件: GX Test Condition:GX											
S N	HSN102N1VDZ	10.2	2415	8240	575	4.20	15/370	255	8.1	9.8	
S M	HSM145N2VDT	14.6	3480	11874	830	4.19	35/370	292	8.1	9.8	

T 3空调压缩机

T3 AIR-CONDITIONER COMPRESSOR

系列 Series	代表机型 Typical Model	排量 Displ. (cm ³ /rev)	制冷量 Cooling Capacity (W) (Btu/h)	功率 Power (W)	能效比 COP (W/W)	电容 Capacitor (μ F/V)	压缩机高度 Compressor Height (mm)	排气管内径 Discharge Pipe ID (mm)	回气管内径 Suction Pipe ID (mm)	备注 Remark
--------------	-----------------------	--	--	--------------------	---------------------	----------------------------	------------------------------------	------------------------------------	----------------------------------	--------------

R 410A

1φ- 50Hz- 2 20/240V

测试条件: ASH Test Condition: ASH

SM	ASM140V1SFT	13.9	3500	11942	1200	2.92	40/370	290	8.1	12.9	▲
SF	ASF180V1SKP	18.0	4500	15354	1475	3.05	50/450	336	9.8	12.9	
	ASF190V1SFVB	19.1	4820	16446	1585	3.04	45/400	314	8.1	12.9	
	ASF205V1SKVB3	20.5	5085	17350	1620	3.14	55/400	336	9.8	12.9	
SG	ASF210V1SETB3	21.0	5345	18237	1715	3.12	55/400	336	9.8	12.9	
	ASG180V1SFP	18.0	4550	15525	1430	3.18	40/400	310	9.8	12.9	
	ASG190V1SKT	19.1	4750	16207	1530	3.10	40/400	310	9.8	12.9	
	ASG210V1SKT	21.1	5295	18067	1710	3.10	45/400	310	9.8	12.9	
	ASG225V1SKP	22.6	5665	19329	1825	3.10	45/400	310	9.8	12.9	
	ASG230V1SKP	22.9	5740	19585	1840	3.12	45/400	310	9.8	12.9	
	ASG240V1SFT	23.8	6015	20523	1930	3.12	55/400	310	9.8	12.9	
	ASG250V1SMT	25.1	6380	21769	2045	3.12	45/400	310	9.8	16.2	
SQ	ASG265V1SFT	26.4	6530	22280	2135	3.06	55/400	310	9.8	16.2	
	ASG280V1SMP	27.9	7075	24140	2320	3.05	60/400	310	9.8	16.2	
	ASQ290V1SMT	29.0	7355	25095	2335	3.15	60/400	380	9.8	16.2	
TQ	ASQ310V1SMP	30.9	7880	26887	2500	3.15	60/400	380	9.8	16.2	
	ATG330V1SMP	32.7	8280	28251	2815	2.94	65/400	380	9.8	16.2	
	ATQ330V2SMP2	32.7	8160	27842	2780	2.94	75/400	380	9.8	16.2	
	ATQ360V1SMP	36.6	9250	31561	3065	3.02	80/400	405	9.8	16.2	
	ATQ420V1SMT	41.9	10435	35604	3520	2.96	90/400	405	12.9	16.2	

备注：带▲的产品为正在开发的产品
Remarks: " ▲ "under developing

T3空调压缩机

T3 AIR-CONDITIONER COMPRESSOR

系列 Series	代表机型 Typical Model	排量 Displ. (cm³/rev)	制冷量 Cooling Capacity (W) (Btu/h)	功率 Power (W)	能效比 COP (W/W)	电容 Capacitor (μ F/V)	压缩机高度 Compressor Height (mm)	排气管内径 Discharge Pipe ID (mm)	回气管内径 Suction Pipe ID (mm)	备注 Remark
--------------	-----------------------	---------------------------	--	--------------------	---------------------	----------------------------	------------------------------------	------------------------------------	----------------------------------	--------------

R410A

1φ- 50Hz- 230V测试条件: ASH Test Condition: ASH

M2	PA150M2A-7FTS1	15.0	3745	12778	1240	3.02	35/400	303	9.8	12.9	
SG	ASG230S1SMP	22.9	5845	19943	1875	3.12	45/400	310	9.8	16.2	
	ASG240S1SMT	23.8	6050	20643	1950	3.10	45/400	310	9.8	16.2	
TG	ATG250S1SMP	25.2	6400	21837	2135	3.00	60/400	380	9.8	16.2	
SQ	ASQ300S1SMT	30.0	7540	25726	2415	3.12	60/400	380	9.8	16.2	
	ASQ330S1SMT	33.0	8495	28985	2875	2.95	70/400	380	9.8	16.2	

1φ- 60Hz- 230V测试条件: ASH Test Condition: ASH

SF	ASF150N1SKT	14.9	4510	15388	1420	3.18	50/100	340	8.1	12.9	▲
	ASF155N1SKT	15.5	4660	15900	1465	3.18	50/100	340	8.1	12.9	
	ASF160N1SKP	16.0	4850	16548	1525	3.18	50/400	336	9.8	12.9	
	ASF160N1SETB	16.0	4890	16685	1540	3.18	50/400	314	8.1	12.9	
	ASF165N1SETB	16.5	5040	17196	1585	3.18	50/400	314	8.1	12.9	
	ASF170N1SETB3	17.0	5195	17725	1635	3.18	50/400	323	8.1	12.9	
	ASF180N1SKPB3	18.0	5455	18612	1715	3.18	60/400	313	9.8	12.9	
	ASF185N1SFTB3	18.5	5650	19278	1775	3.18	55/400	323	8.1	12.9	▲
	ASF190N1SKTB3	19.0	5870	20028	1845	3.18	60/400	323	8.1	12.9	▲
	ASF195N1SFTB3	19.5	5905	20148	1865	3.15	60/400	323	8.1	12.9	▲
SG	ASF205N1SKTB3	20.5	6200	21154	1970	3.15	60/400	340	8.1	12.9	▲
	ASG170N1SKT	17.0	5145	17555	1610	3.20	60/400	310	9.8	12.9	
	ASG185N1SKP	18.5	5565	18988	1770	3.14	60/400	310	9.8	12.9	
	ASG190N1SKP	19.1	5800	19790	1825	3.18	40/400	310	9.8	12.9	
	ASG195N1SKT	19.6	5975	20387	1880	3.18	40/400	310	9.8	12.9	
	ASG200N1SKT	20.2	6120	20881	1945	3.15	40/400	310	9.8	12.9	
	ASG205N1SKT	20.5	6245	21308	1980	3.15	40/400	310	9.8	12.9	
	ASG210N1SFT	21.1	6315	21547	2035	3.10	40/400	310	9.8	12.9	
	ASG230N1SKP	22.9	7000	23884	2200	3.18	60/400	310	9.8	12.9	
	ASG235N1SKT	23.5	7180	24498	2260	3.18	60/400	310	9.8	12.9	
	ASG240N1SMU	23.8	7300	24908	2315	3.15	40/400	310	9.8	16.2	
	ASG250N1SMP	25.1	7705	26289	2410	3.20	60/400	344	9.8	16.2	
	ASG280N1SMP	27.9	8390	28627	2720	3.08	60/400	310	9.8	16.2	

3φ- 50Hz- 380V测试条件: ASH Test Condition: ASH

TQ	ATQ420Y1TMT	41.9	10470	35724	3490	3.00	-	405	9.8	16.2	▲
----	-------------	------	-------	-------	------	------	---	-----	-----	------	---

备注：带▲的产品为正在开发的产品
Remarks: " ▲ "under developing

T3空调压缩机

R22 AIR-CONDITIONER COMPRESSOR

系列 eries	代表机型 Typical Model	排量 Displ. (cm³/rev)	制冷量 Cooling Capacity (W) (Btu/h)	功率 Power (W)	能效比 COP (W/W)	电容 Capacitor (μ F/V)	压缩机高度 Compressor Height (mm)	排气管内径 Discharge Pipe ID (mm)	回气管内径 Suction Pipe ID (mm)	备注 Remark
-------------	-----------------------	---------------------------	--	--------------------	---------------------	----------------------------	------------------------------------	------------------------------------	----------------------------------	--------------

R410A

T3单缸变频 T3 DC Inverter Single Cylinder测试条件: SEER60 Test Condition:SEER60

SN	ASN108D22TFZ	10.8	3270	11157	850	3.85	-	250	8.1	9.8	
	ASN140D35TFZ	14.0	4175	14245	1085	3.85	-	260	8.1	9.8	

T3双缸变频 T3 DC Inverter Twin Cyllinder测试条件: SEER60 Test Condition:SEER60

TM	ATM180D63TMT	17.6	5225	17828	1405	3.72	-	300	9.8	16.2	▲
	ATM240D63TMT	24.0	7225	24652	1925	3.75	-	300	9.8	16.2	▲
TF	ATF235D22TMTA	23.5	7135	24345	1970	3.62	-	333	9.8	16.2	
	ATF250D43TMT	25.0	7635	26051	2090	3.65	-	333	9.8	16.2	
	ATF310D43TMT	30.8	9490	32380	2600	3.65	-	333	9.8	16.2	
	ATF310D46TMT	30.8	9425	32139	2535	3.72	-	333	9.8	16.2	
TQ	ATQ420D1TMU	41.5	12960	44220	3485	3.72	-	406	9.8	16.2	
	ATQ420D1SN5A1	41.9	12930	44117	3455	3.74	-	406	9.8	22.2	
	ATQ420D2SNU1	41.9	12930	44117	3420	3.78	-	406	9.8	22.2	

备注：带▲的产品为正在开发的产品
Remarks: " ▲ "under developing

高效、静音中东向T3专用频压缩机

T3 DC INVERTER COMPRESSOR FOR MIDDLE EAST

- 1、机械部和电机部结构优化及材料升级，满足中东极端高温环境，确保产品的可靠性；
2、高频率转速运行，低频12rps稳定上油，高频120rps极速制冷。

- 1.STRUCTURAL OPTIMIZATION AND MATERIAL UPGRADE OF THE MECHANICAL PARTS, MEETING THE EXTREME HIGH TEMPERATURE ENVIRONMENTS IN MIDDLE EAST AND ENSURING THE RELIABILITY;
2. HIGH FREQUENCY OPERATION, STABLE LU BRICANT SUPPLY AT LOW FREQUENCY OF 12RPS, AND FAST COOLING AT HIGH FREQUENCY OF 120HZ.



铝线空调压缩机

ALUMINUM WINDING AIR CONDITIONING COMPRESSOR

系列 Series	代表机型 Typical Model	排量 Displ. (cm ³ /rev)	制冷量 Cooling Capacity (W) I (Btu/h)	功率 Power (W)	能效比 COP (W/W)	电容 Capacitor (μ F/V)	压缩机高度 Compressor Height (mm)	排气管内径 Discharge Pipe ID (mm)	回气管内径 Suction Pipe ID (mm)	备注 Remark
--------------	-----------------------	--	---	--------------------	---------------------	----------------------------	------------------------------------	------------------------------------	----------------------------------	--------------

R 22

1φ- 50Hz-220/240V

测试条件: ASH Test Condition: ASH

SM	HSM150V03UDZ	15.1	2675	9127	905	2.96	30/370	290	8.1	9.8	
	HSM165V03UDZA	16.4	2915	9946	965	3.02	30/370	285	8.1	9.8	

1φ- 50Hz-220V

测试条件: GX Test Condition: GX

SM	HSM215V03VDZ	21.4	4225	14416	1155	3.66	50/370	300	8.1	9.8	
----	--------------	------	------	-------	------	------	--------	-----	-----	-----	--

R 410A

1φ- 50Hz-220/240V

测试条件: GX Test Condition: GX

SN	ASN89V02VDZ	8.9	2570	8769	738	3.48	30/370	250	8.1	9.8	
	ASN86V01VEZE	8.6	2445	8342	710	3.44	25/370	250	6.15	8.1	
	ASN82V01VZD	8.2	2375	8104	690	3.44	25/370	250	8.1	9.8	▲
SM	ASM140V01VDZE	13.9	4060	13853	1110	3.66	45/370	285	6.15	8.1	

测试条件: ASH Test Condition: ASH

SN	ASN76V13UZDC1	7.6	1900	6483	702	2.70	25/370	250	6.53	9.8	▲
SM	ASM103V01UDZE	10.3	2540	8666	900	2.82	30/370	285	6.15	8.1	
	ASM103V01UDZ	10.3	2545	8684	890	2.86	30/370	290	8.1	9.8	

1φ- 60Hz-208/230V

测试条件: GX Test Condition: GX

SM	ASM125N01VDZB	12.4	4325	14757	1065	4.06	50/370	285	6.15	8.1	
----	---------------	------	------	-------	------	------	--------	-----	------	-----	--

测试条件: ASH Test Condition: ASH

SM	ASM113N01UDZ	11.3	3345	11413	1145	2.92	45/370	290	8.1	9.8	
SF	ASF165N03UFT	16.5	5040	17196	1670	3.02	45/400	303	8.1	12.9	

铝线空调压缩机

ALUMINUM WINDING AIR AIR CONDITIONING COMPRESSOR

系列 Series	代表机型 Typical Model	排量 Displ. (cm ³ /rev)	制冷量 Cooling Capacity (W) I (Btu/h)	功率 Power (W)	能效比 COP (W/W)	电容 Capacitor (μ F/V)	压缩机高度 Compressor Height (mm)	排气管内径 Discharge Pipe ID (mm)	回气管内径 Suction Pipe ID (mm)	备注 Remark
--------------	-----------------------	--	---	--------------------	---------------------	----------------------------	------------------------------------	------------------------------------	----------------------------------	--------------

R 32

1φ- 50Hz-220 ~240V

测试条件: GX Test Condition: GX

SN	KSN62V01UBZ	6.2	1650	5630	692	2.38	30/370	250	8.1	9.8	▲
	KSN89V01VDZ	8.9	2705	9229	720	3.76	20/370	250	8.1	9.8	
SM	KSM130V01VDZ	13.0	3970	13546	1055	3.76	40/370	290	8.1	9.8	▲

1φ- 60Hz-11 5V

测试条件: GX Test Condition: GX

SN	KSN43E01VAJE3	4.3	1532	5227	395	3.88	35/370	230	6.2	8.1	
	KSN60E01VBD3	6.0	2200	7506	585	3.76	50/250	230	8.1	9.8	
	KSN66E01VBD3	6.6	2410	8223	638	3.78	55/250	230	8.1	9.8	
	KSN78E01VAZC1	7.8	2930	9997	805	3.64	60/250	250	8.1	9.8	
SM	KSM113E01UDZ	11.3	3450	11771	1325	2.60	70/250	290	8.1	9.8	

R 290

1φ- 50Hz-220/240V

测试条件: ASH Test Condition: ASH

SN	DSN86V01UZDX	8.6	1280	4367	442	2.90	20/370	235	6.53	9.8	
	DSN118V01UZDX	11.8	1750	5971	580	3.05	20/370	260	6.53	9.8	
	DSN121V01UZDX	12.1	1825	6227	620	2.94	20/370	260	6.53	9.8	
SM	DSM155V01UCZC	15.5	2290	7813	725	3.16	30/370	270	8.1	9.8	▲
	DSM160V01UCZC	16.0	2335	7967	740	3.16	30/370	270	8.1	9.8	▲
	DSM170V01UCZB	16.9	2500	8530	790	3.16	30/370	275	8.1	9.8	▲
	DSM215V01UDZ	21.4	3155	10765	1030	3.06	30/370	300	8.1	9.8	▲
	DSM220V01UDZ	22.3	3285	11208	1045	3.14	30/370	300	8.1	9.8	▲
	DSM225V01UDZ	22.5	3300	11260	1070	3.08	30/370	300	8.1	9.8	▲

备注：带▲的产品为正在开发的产品
Remarks: " ▲"under developing

北美风管机压缩机

COMPRESSOR DEDICATED FOR UNITARY APPLICATION

系列 eries	代表机型 Typical Model	排量 Displ. (cm³/rev)	制冷量 Cooling Capacity (W) (Btu/h)	功率 Power (W)	能效比 COP (W/W)	电容 Capacitor (μ F/V)	压缩机高度 Compressor Height (mm)	排气管内径 Discharge Pipe ID (mm)	回气管内径 Suction Pipe ID (mm)	备注 Remark
-------------	-----------------------	---------------------------	--	--------------------	---------------------	-----------------------------	------------------------------------	------------------------------------	----------------------------------	--------------

R 454 B/R410A

1 φ -60Hz-230V

测试条件: DOE - B Test Condition: DOE - B

SG	TSG170N1SK7H	16.9	6310	21530	1044	6.04	60/450	310	9.8	12.9	▲
	TSG205N2SK7H	20.5	7685	26221	1247	6.16	55/400	310	9.8	12.9	▲
	TSG265N1SMU	26.4	10000	34120	1610	6.21	60/400	310	9.8	16.2	▲
SQ	TSQ310N1VMT	31.9	11740	40057	1948	6.03	60/400	380	9.8	16.2	▲
TG	TTG210N1VMP2	21.2	7850	26784	1323	5.92	60/400	376	9.8	16.2	▲
	TTG230N1VMP2	23.1	8630	29445	1495	5.76	60/400	376	9.8	16.2	▲
	TTG330N1VMP2	32.7	12250	41797	2150	5.68	60/400	402	9.8	16.2	▲
TQ	TTQ360N1VM*	36.9	13620	46470	2355	5.78	60/400	405	9.8	16.2	▲
	TTQ420N1VM*	41.9	15915	54295	2840	5.60	90/400	405	9.8	16.2	▲
TW	TTW510NIVN*	51.1	20100	68580	3535	5.70	90/400	459	12.9	22.2	▲

R 454 B

双缸变频 DC Inverter Twin Cylinder

测试条件: SEER60 Test Condition:SEER60

TM	ETPM240D57UM*	24.0	6610	22553	1890	3.50	-	300	9.8	16.2	▲
TF	ETPF310D43UM*	30.6	8710	29718	2430	3.58	-	365	9.8	16.2	▲
TQ	ETPQ440D1UMU*	43.8	12580	42925	3386	3.72	-	435	12.9	16.2	▲
	ETPQ480D1UNU*	48.0	13500	46064	3648	3.70	-	435	12.9	22.2	▲

备注：带▲的产品为正在开发的产品
Remarks: " ▲ "under developing

北美风管机用转子压缩机

ROTARY COMPRESSOR DEDICATED FOR UNITARY APPLICATION

- 1、搭载创新压差启动技术后，其能够根据压缩机压力状况，实现快速启动；
- 2、具备高效、长寿命、可靠等特点。

1. EQUIPPED WITH INNOVATIVE DIFFERENTIAL PRESSURE START TECHNOLOGY, CAN REALIZE QUICK START ACCORDING TO THE COMPRESSOR PRESSURE CONDITION;
2. HIGH EFFICIENCY, LONG LIFE, HIGH RELIABILITY.



除湿机压缩机

DEHUMIDIFIER COMPRESSOR

系列 Series	代表机型 Typical Model	排量 Displ. (cm³/rev)	制冷量 Cooling Capacity (W) (Btu/h)	功率 Power (W)	能效比 COP (W/W)	电容 Capacitor (μ F/V)	压缩机高度 Compressor Height (mm)	排气管内径 Discharge Pipe ID (mm)	回气管内径 Suction Pipe ID (mm)	备注 Remark
--------------	-----------------------	---------------------------	--	--------------------	---------------------	-----------------------------	------------------------------------	------------------------------------	----------------------------------	--------------

R410A

1 φ - 60Hz- 115V

测试条件: GX Test Condition:GX

SK	ASK32E11VZDX	3.2	1030	3514	290	3.55	25/370	210	6.53	9.8	▲
	ASK43E11VZDX	4.3	1380	4709	375	3.68	35/370	210	6.53	9.8	▲
	ASK68E11VZF	6.8	2330	7950	605	3.85	45/250	235	6.53	9.8	
SN	ASN84E12VBDB1	8.3	2820	9622	685	4.12	50/250	250	8.1	9.8	
	ASN86E11VBD1	8.6	2970	10134	725	4.10	50/250	248	8.1	9.8	

测试条件: DOE Test Condition: DOE

SK	ASK31E11CZDX	3.1	1000	3410	208	4.81	25/250	205	6.53	9.8	
	ASK37E11CZZX	3.7	1225	4180	245	5.00	35/250	215	6.53	9.8	▲
	ASK42E11CZDX	4.2	1390	4740	265	5.25	35/250	210	6.53	9.8	
	ASK49E11CZZX	4.9	1640	5590	308	5.32	35/250	235	6.53	9.8	
	ASK50E11CZZX	5.0	1675	5260	322	5.20	25/250	215	6.53	9.8	▲
	ASK57E11CZZX	5.7	1905	6500	350	5.44	35/250	235	6.53	9.8	
	ASK66E11CZZX	6.6	2290	7810	420	5.46	40/250	245	6.53	9.8	
	ASK66E02CZGB3	6.6	2290	7810	425	5.40	40/250	225	6.53	9.8	铝线
SN	ASN69E11CBD3	6.9	2410	8220	405	5.96	40/250	250	8.1	9.8	

R 32

1 φ - 60Hz- 115V

测试条件: DOE Test Condition:DOE

SK	KSK31E21CZDX3	3.1	1044	3562	235	4.44	35/250	210	6.53	9.8	铝线
	KSK40E11CZDX	4.0	1415	4828	270	5.24	35/250	210	6.53	9.8	
	KSK46E11CZDX	4.6	1645	5613	313	5.26	35/250	210	6.53	9.8	
	KSK66E01CZZX3	6.6	2395	8150	435	5.50	40/250	240	6.53	9.8	铝线
SN	KSN49E21CZDX3	4.9	1760	6005	325	5.42	35/250	235	6.53	9.8	铝线
	KSN57E21CZDX3	5.7	2055	7012	370	5.55	15/370	235	6.53	9.8	铝线
	KSN65E21CBDX3	6.5	2320	7916	425	5.46	15/370	235	6.53	9.8	铝线
	KSN69E11CBD3	6.9	2480	8462	425	5.84	40/250	250	8.1	9.8	

小型化除湿机专用压缩机

DEDICATED COMPRESSOR FOR MINIATURIZED DEHUMIDIFIER

- 1、小型化设计，满足紧凑结构；
- 2、内置保护设计，增加安全性。

1. MINIATURIZED DESIGN TO MEET COMPACT STRUCTURE;
2. INNER OLP DESIGN TO INCREASE SAFETY.



除湿机压缩机

DEHUMIDIFIER COMPRESSOR

系列 Series	代表机型 Typical Model	排量 Displ. (cm³/rev)	制冷量 Cooling Capacity (W) (Btu/h)	功率 Power (W)	能效比 COP (W/W)	电容 Capacitor (μ F/V)	压缩机高度 Compressor Height (mm)	排气管内径 Discharge Pipe ID (mm)	回气管内径 Suction Pipe ID (mm)	备注 Remark
--------------	-----------------------	---------------------------	--	--------------------	---------------------	----------------------------	------------------------------------	------------------------------------	----------------------------------	--------------

R410A

1φ- 50Hz- 220V

测试条件: GX Test Condition: GX

SK	ASK31V11VZDX	3.1	785	2675	235	3.34	15/370	220	6.53	9.8	
	ASK32V11VZDX	3.2	825	2815	258	3.20	15/370	210	6.53	9.8	
	ASK46V13VZDX	4.6	1272	4340	359	3.54	15/370	220	6.53	9.8	

测试条件: ASH Test Condition: ASH

SN	ASN76V13UZDX1	7.6	1910	6517	655	2.92	20/370	242	6.53	9.8	
	ASN86V1UZDA1	8.6	2190	7472	750	2.92	25/370	252	8.1	9.8	
	ASN89V1UZDA1	8.9	2270	7745	778	2.92	25/370	252	8.1	9.8	

R410A

1φ- 60Hz- 230V

测试条件: GX Test Condition: GX

SK	ASK31N11VZDX	3.1	945	3220	270	3.50	20/370	220	6.53	9.8	
	ASK34N11VZWX	3.4	1110	3785	315	3.52	20/370	217	6.53	9.8	▲

R 134a

1φ- 50Hz- 220V

1φ- 60Hz- 115V

测试条件: ASH Test Condition: ASH

SK	JSK75V14UZWX	7.5	884	3015	318	2.72	15/370	217	6.53	9.8	
	JSK64V16UZH	6.4	735	2508	288	2.55	15/370	183	6.53	6.53	

R410A

单缸变频 DC Inverter Single Cylinder

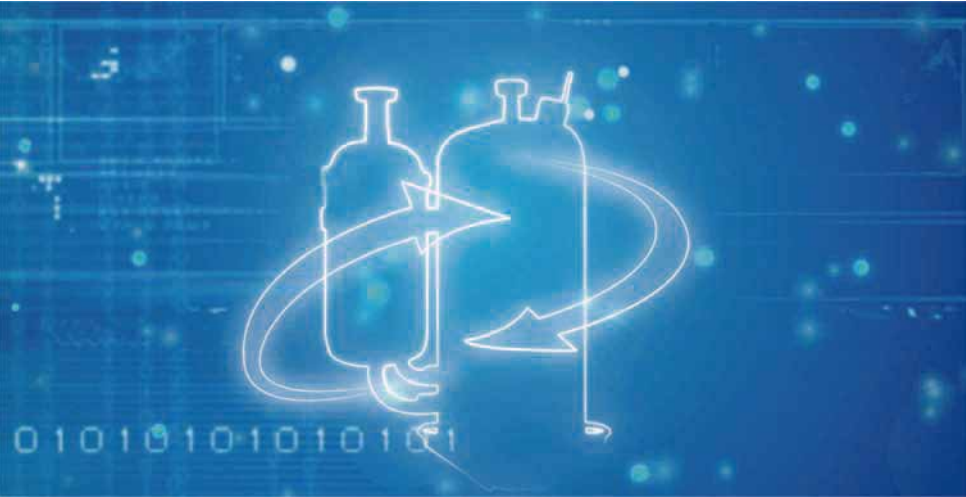
测试条件: SEE R60 Test Condition:SEE R60

SK	ASK89D53UEDF	8.9	2670	9110	688	3.88	—	257	6.53	9.8	
----	--------------	-----	------	------	-----	------	---	-----	------	-----	--

制冷量测试条件

REFRIGER ATING CAPACITY TEST CONDITION

机种系列 Compressor Series	定速机种 Fixed speed type					直流变频 DC Inverter
测定电源 At Nominal Power Supply						专用变频器, 60rps时 Inverter Driving at 60rps
测试条件 Test Condition	ARI	GX	ASH	DOE	DOE-B	SEER60
冷凝温度 Condensing Temp.℃	54.4	46.0	54.4	32.0	37.8	42.3
过冷液温度 Sub-cooled Liquid Temp.℃	46.1	41.0	46.1	25.0	29.4	34.3
蒸发温度 Evaporating Temp.℃	7.2	10.0	7.2	5.0	10.0	2.7
吸气温度 Suction Temp.℃	18.3	18.0	35.0	18.0	21.1	12.8
环境温度 Ambient Temp.℃	35.0	35.0	35.0	35.0	35.0	35.0
排气温度 Discharge Temp.℃			85.0			
	■	●	◆	◎	◇	输入功率包含 变频器功率 Includ. Inverter Power
备注 Remarks	● 对应高效产品 For higher efficiency products ◆ 强制空冷 Forced Air Cooling ◎ 北美除湿机专用集中测试工况 N.A. dehumidifiers test condition ◇ 美式风管机专用测试工况 N.A. unitary AC test condition					



压缩机标准包装

COMPERSOR S TANDANRD PACKAGE

依据运输要求，分为出口包装和内销包装，分别见右图：

We have export and domestic package types, see the right pictures

20英尺集装箱=20箱

20-foot container=20Boxes

出口包装

Export Packing

内销包装

Domestic Packing

箱体尺寸																
Package Dimensions	1	2	3	4	5	6	7	8	9	10	11	12	13	14		
出口 (内销) Export (Domestic)	L(m)	1.144(1.100)	1.144(1.100)	1.144(1.100)	1.144(1.100)	1.144(1.100)	1.144(1.122)	1.144(1.122)	1.144(1.122)	1.144(1.122)	1.144(1.122)	1.144(1.122)	1.144(1.122)	1.144(1.122)		
	W(m)	1.108(1.100)	1.108(1.100)	1.108(1.100)	1.108(1.100)	1.108(1.100)	1.108(1.086)	1.108(1.086)	1.108(1.086)	1.108(1.086)	1.108(1.086)	1.108(1.086)	1.108(1.086)	1.108(1.086)		
	H(m)	0.794~1.052	0.758~0.798	0.947~1.034	0.762~0.85	0.834~0.854	0.977~1.031	0.834~0.852	0.748~0.838	0.746~0.796	0.8~0.848	0.748~0.852	0.76~0.988	0.736~1.05	0.83~0.977	
每箱净重/毛重(Kg) Qty/Gr.Wt./Box	30-108 SK	120/737~863														
	76-150 SN		80/717~817													
	45-108 SN			120/929~1169												
	89-215 SM(φ150)				80/700~1084											
	103-220 SM(φ176)					60/642~822										
	55-108 G0C						120/995~1145									
	125-215 G1(φ150)							80/839~1079								
	130-195 G1(φ176)								60/757~823							
	82-180 X1(φ150)									80/789~1047						
	108-180 X1(φ176)										60/727~799					
	79-130 M1(φ150)											80/695~1015				
	108-130 M1C												60/556~733			
	110-210 S1(φ150)													80/751~847		
	130-340 X2/M2														60/846~1152	
	251-530 X3															48/905~1270
	180-440 G2															

注：重量一栏为包装机种的毛重区间，以上数据仅供参考。（单位：千克）



















Note: Gr. Wt. The range of Gross Weight is the weight when packing models, the above data could only be used as a reference; Unit:kg.

本资料中数据如有变更，恕不通知。

Data can be subject to change without notice.

压缩机标准附件

COMPERSOR ACCESSORIES

标准附件 Access ories		内保护器定速机种 Internal OLP Fixed-frequency Model	外保护器定速机种 External OLP Fixed-frequency Model	对应变频机种 AC /DC Inverter Model	
				需感温器 Needing thermal sensor	不需感温器 No thermal sensor
端子罩 Terminal Cover					
					
					
端子垫片 Terminal Packing					
					
					
端子螺母 Terminal Nut					
端子螺母垫片 Terminal Nut Washer					
外置保护器 External OLP					
感温器 Thermal Sensor					
橡胶垫 Rubber Cushion (3 Pcs)	