



NEWEX
Experience New

NEWEX INTERNATIONAL CO., LTD

PHILEXI is a trademark of NEWEX INTERNATIONAL CO., LTD

Hongkong Office Address:

FLAT/RM 02, 7/F, SPA CENTRE,
NO.53-55 LOCKHART ROAD,
WAN CHAI, HONG KONG

Sourcing Manager/ Sales Manager: Mr. Justin

Whatsapp/Mobile/Wechat: +8613928822021

Skype ID: liangshizong

Email: justin@philexi.com, justin.liang@newexintl.com

Guangzhou Office Address:

Room 505, BLDG A, Hengda Business
Center, 3rd Bigui Road, Luopu Street,
Panyu District, Guangzhou, China



2024



专心致质 创芯超越

FOCUS ON QUALITY, CREATE CORE AND SURPASS

珠海凌达压缩机有限公司

ZHUHAI LANDA COMPRESSOR CO., LTD.



新兴市场用压缩机

COMPRESSOR FOR EMERGING MARKETS

珠海凌达压缩机有限公司 ZHUHAI LANDA COMPRESSOR CO., LTD.

地址：广东省珠海市斗门区龙山工业区龙山大道1号

Add: No 1 Longshan Avenue Longshan Industrial Zone Doumen District Zhuhai Guangdong China

目录

CONTENTS



企业简介

COMPANY PROFILE

企业概况 01
Enterprise Profile

企业荣誉 02
Enterprise Honors

发展历程 03
Development History



产品介绍

PRODUCT INTRODUCTION

产品命名规则05 Naming Rules	车用 - 驻车24 Vehicle-Parking
旋转式压缩机测试工况07 Test Conditions	车用 - 房车26 Vehicle-RV
热泵 - 采暖09 Heat pump-Heating	车用 - 物流车28 Vehicle-Logistics vehicle
热泵 - 热水12 Heat pump-Hot water	特殊 - 机柜30 Special-Cabinet
热泵 - 烘干16 Heat pump-Drying	特殊 - 便携式设备32 Special-Portable equipment
冷冻冷藏19 Refrigeration	特殊 - 储能33 Special-Energy storage
车用 - 大巴车23 Vehicle-Bus	压缩机包装35 Packaging of Compressor
	压缩机标准附件36 Compressor Standard Accessories

企业概况

ENTERPRISE PROFILE

珠海凌达压缩机有限公司始建于 1985 年，是一家集研发、生产、销售、服务于一体的压缩机专业生产企业，同时也是我国家用空调压缩机行业较早且少有的具有规模化、专业化的民族企业。2004 年成为珠海格力电器股份有限公司全资控股子公司。

凌达致力于成为引领压缩机行业的卓越绿色企业，目前拥有珠海、合肥、郑州、武汉、重庆五大生产基地，三个办事处，公司现有员工 7000 余人，其中技术管理人员 1000 余人，专职从事研发人员有 600 余人，压缩机年产能达 6300 万台。



Zhuhai Landa Compressor Co.,Ltd was founded in 1985, integrating R & D, production, sales, services, became one of the earliest, biggest leading professional compressor enterprises in China's household air conditioning compressor industry.In 2004, it became a wholly-owned subsidiary of Gree Electric Appliances, Inc. of Zhuhai.

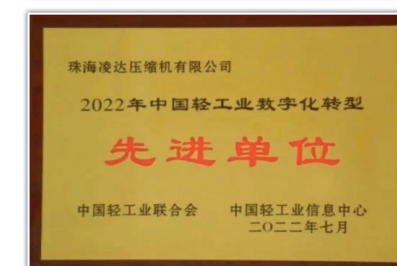
Landa is committed to becoming an excellent green enterprise leading the compressor industry, currently has 5 production bases in Zhuhai, Hefei, Zhengzhou, Wuhan and Chongqing, and 3 offices in Foshan, Mianyang and Ningbo.Landa has more than 7,000 employees, including over 1,000 employees working in technical management, more than 600 specializing in R&D, and an annual production capacity of 63 million pieces.

企业荣誉

ENTERPRISE HONOR

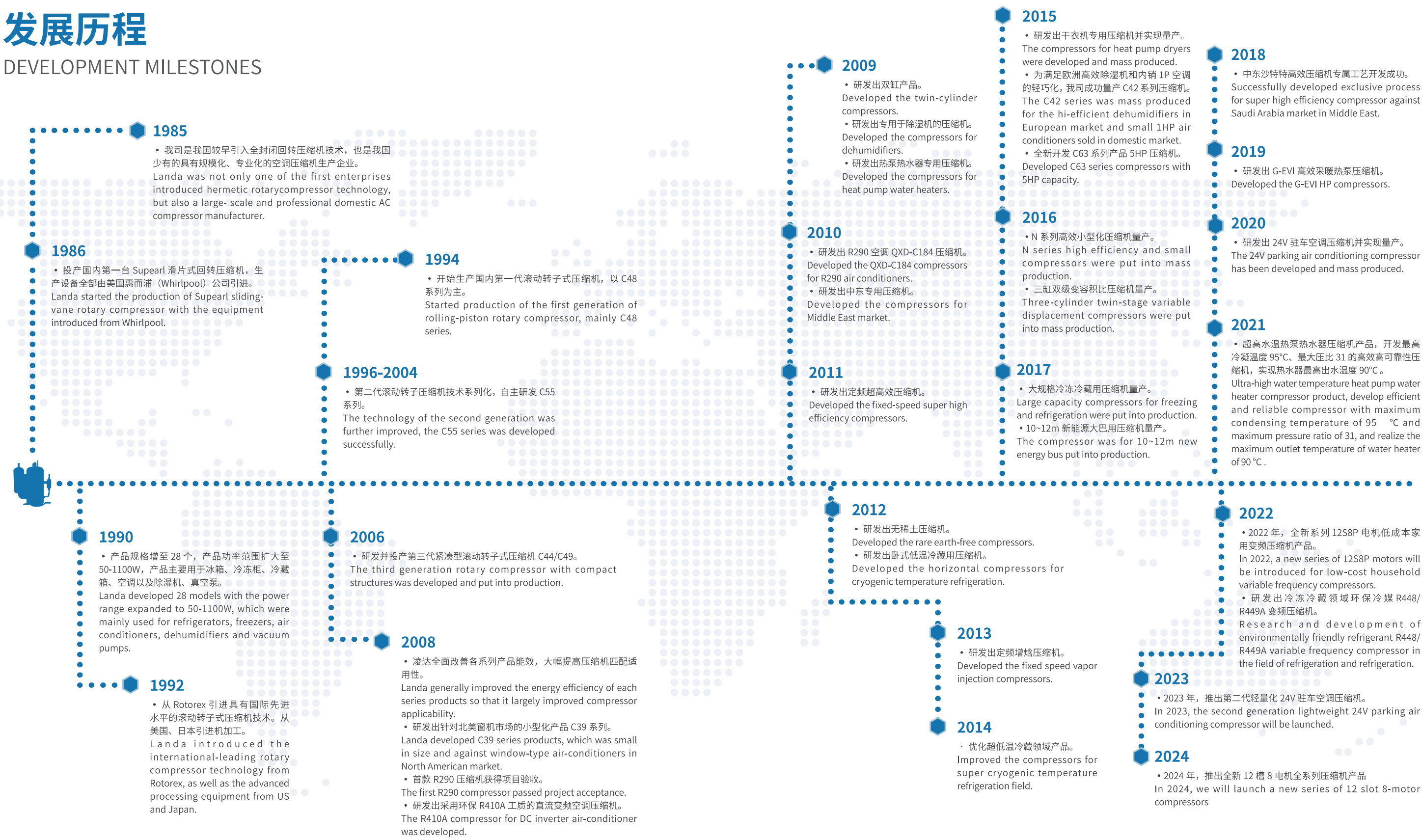
经过不懈的努力，公司近三年来获得国家、省市区级荣誉近 60 项，包括“全国质量奖”、“国家知识产权示范企业”、“中国轻工业百强企业”、“中国冷暖智造极智奖”、“高新技术企业”、“广东省诚信示范企业”、“广东省政府质量奖”、“广东省重点企业技术中心”、“广东省工程技术研究中心”、“广东省名牌产品”、“珠海市市长质量奖”等多项荣誉。

After years of commitment and efforts, the company has won nearly 60 national, provincial and municipal honors in the past three years, including National Quality Award, National Intellectual Property Demonstration Enterprise, China's Top 100 Light Industry Enterprises, China Cooling and Heating Intelligent Manufacturing Extreme Intelligence Award, High-tech Enterprise, Guangdong Province Integrity Demonstration Enterprise, Guangdong Provincial Government Quality Award, Guangdong Key Enterprise Technology Center, Guangdong Engineering Technology Research Center, Guangdong Famous Brand Products, Zhuhai Mayor Quality Award and many other honors.



发展历程

DEVELOPMENT MILESTONES

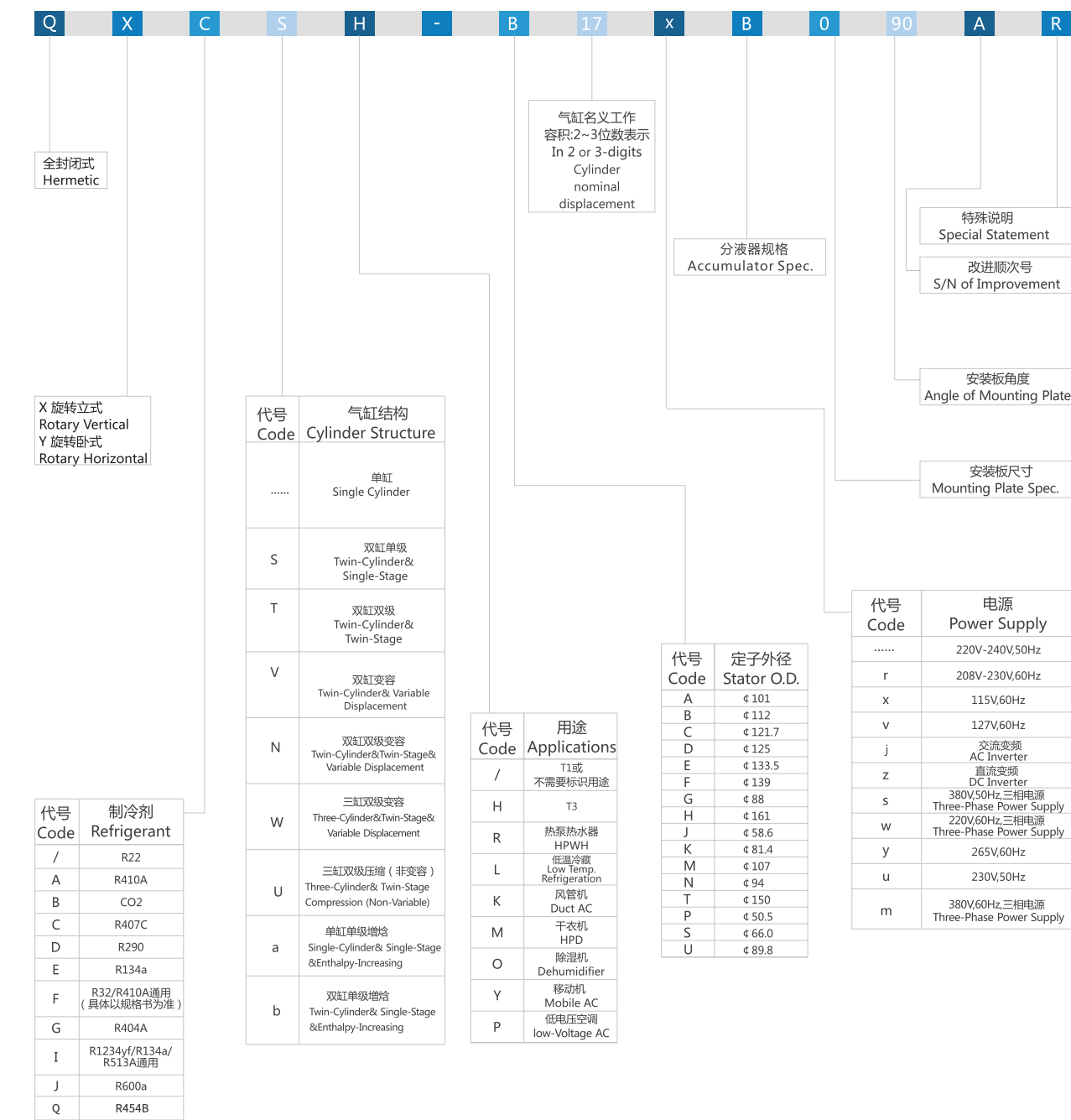


产品命名规则

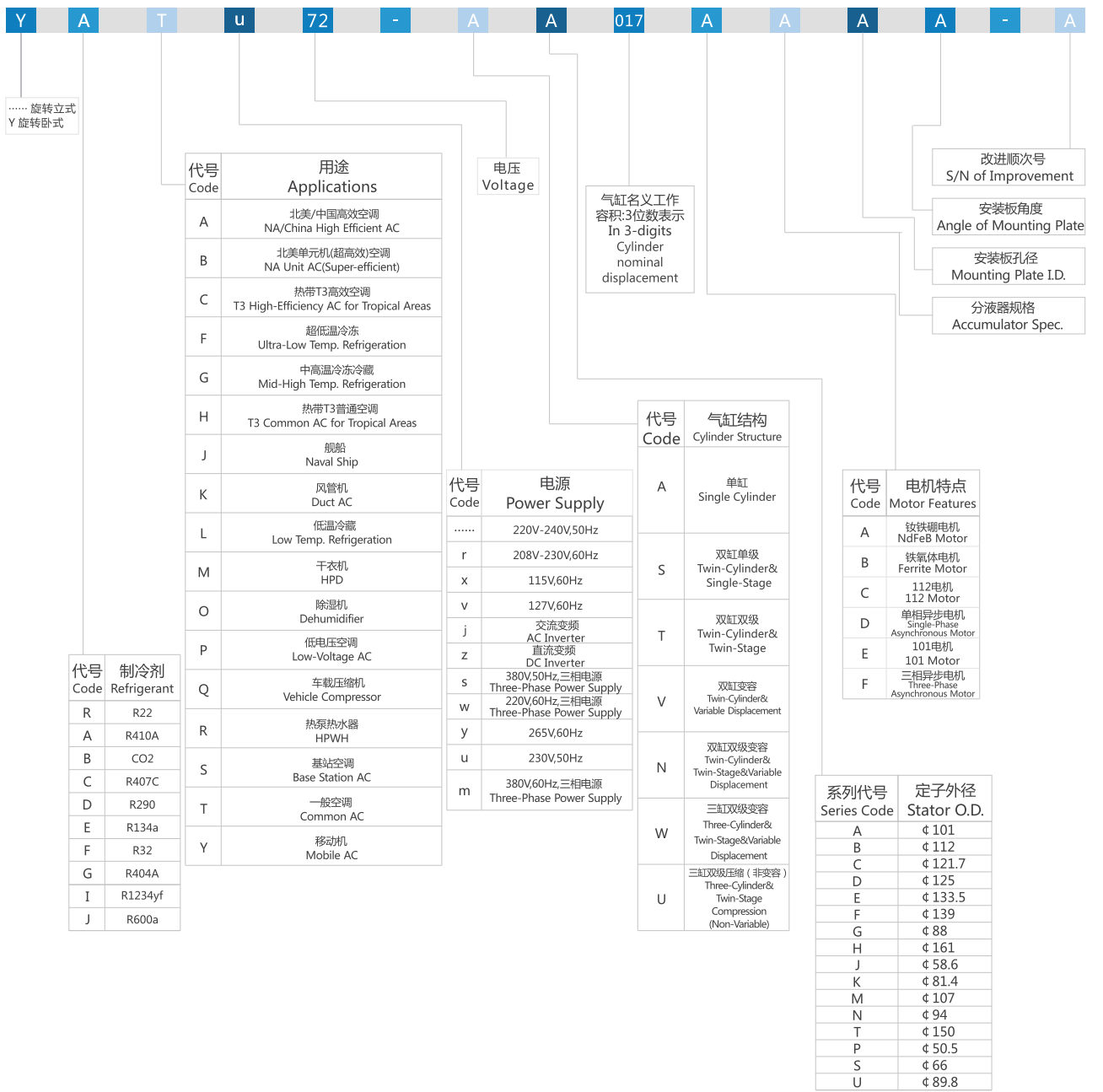
NAMING RULES

旋转压缩机 ROTARY COMPRESSOR

· 命名规则一 Naming Rules I



· 命名规则二 Naming Rules II



旋转式压缩机测试工况

TEST CONDITIONS

适用工况 Applicable Working Conditions	冷凝温度°C Condensing Temp.	蒸发温度°C Evaporating Temp.	过冷度°C Supercooling Degree	吸气温度°C Suction Temp.	环境温度°C Ambient Temp.
ASHRAE/T	54.4	7.2	8.3	35	35
国标高能效工况 GB Hi-efficiency Working Condition	46	7.2	8.3	18.3	35
干衣机工况 HPD Working Condition	70	25	9	35	35
冷冻冷藏工况 Freezing/Refrigeration Condition	54.4	-23.3	22.2	18.3	32.2
变频工况 Inverter Condition	46	10	5	18	35
热泵工况 Heat Pump Condition	60	10	50	20	35

类别 Classification	频率 /Hz Frequency	冷凝温度（露点温度）/°C Condensing Temp.	蒸发温度（露点温度）/°C Evaporating Temp.	过冷度 /°C Supercooling Degree	吸气温度 /°C Suction Temp.	环境温度 /°C Ambient Temp.
新国标工况 New national standard working condition	20	36±0.2	20±0.1	5±0.2	28±0.5	35±1
	40	49±0.2	10.5±0.1	8±0.2	24±0.5	35±1
	60	46±0.2	7.2±0.1	8.3±0.2	18.3±0.5	35±1
	80	49±0.2	3±0.1	8±0.2	16±0.5	35±1
	100	45±0.2	-7±0.1	5±0.2	8±0.5	35±1
普通工况 Normal working condition	50（定频） (fixed speed)	54.4±0.2	7.2±0.1	8.3±0.2	35±0.5	35±1

热泵压缩机

HEAT PUMP COMPRESSOR



热泵 - 采暖

Heat pump-Heating

· 型谱 Type spectrum

产品类别 Product Category		压缩机能力范围 Capacity range											
冷媒 Refrigerant	电源 Power	BTU/h	1706	8530	15354	21154.4	29002	35826	42650	49474	56298	63122	69946
		W	500	2500	4500	6200	8500	10500	12500	14500	16500	18500	20500
R410A	DC inverter	15000-1283000BTU/h											
R32	DC inverter	21400-134100BTU/h											
R290	DC inverter	33100-97200BTU/h											

R410A EVI DC inverter

系列 Series	压缩机型号 Model	排量 Displ.(cc)	热量 Capacity (Btu/h)	制热量 Heating capacity (W)	功率 Power (W)	COP (W/W)	电容 Capacitor (μF)	测试工况 test conditions	压缩机高度 Compressor Height (mm)	排气管内径 Discharge Pipe ID (mm)	回气管内径 Sucition Pipe ID (mm)
A	ARz-AA106	10.6	15211	4458	1125	3.96	60Hz	ASHRAE/T	258.3	8.2	12.87
	QXAaR-A106z	10.6	15146	4439	1125	3.95	60Hz	ASHRAE/T	250.3	8.2	12.87
N	ARz-SN150	15	21066	6174	1564	3.95	60Hz	ASHRAE/T	312.3	8.2	12.87
A	QXAaR-A139z	13.9	19762	5792	1498	3.86	60Hz	ASHRAE/T	281.3	8.2	12.2

· 产品明细规格 Product specification

R32/R410A DC inverter

系列 Series	压缩机型号 Model	排量 Displ.(cc)	热量 Capacity (Btu/h)	制热量 Heating capacity (W)	功率 Power (W)	COP (W/W)	电容 Capacitor (μF)	测试工况 test conditions	压缩机高度 Compressor Height (mm)	排气管内径 Discharge Pipe ID (mm)	回气管内径 Sucition Pipe ID (mm)
B	FTz-SB238	23.8	40300	11820	2180	4.42	60HZ	变频工况 Inverter Condition	303.4	9.7	16.2
D	QXFS-D280z	28	41550	12180	2340	5.2	60Hz	国标高能效 GB Hi-efficiency Working Condition	377	9.7	16.2
	QXFS-D388z	38.6	65160	18880	3528	5.35	66Hz	国标高能效 GB Hi-efficiency Working Condition	427	12.2	16.2
	QXFS-D40z	40	65500	18980	3450	5.5	64Hz	国标高能效 GB Hi-efficiency Working Condition	412	12.2	16.2
F	QXFS-F428z	42.8	63390	18580	3650	5.09	60Hz	国标高能效 GB Hi-efficiency Working Condition	396.5	12.2	16.2
	QXAS-F65z	65	97200	28490	5990	4.76	60HZ	国标高能效 GB Hi-efficiency Working Condition	418.5	16.2	19.3
H	QXFS-H80z	80	134050	39290	7490	5.25	60Hz	国标高能效 GB Hi-efficiency Working Condition	532	16.2	22.4

R32/R410a EVI DC inverter

系列 Series	压缩机型号 Model	排量 Displ. (cc)	热量 Capacity (Btu/h)	制热量 Heating capacity (W)	功率 Power (W)	COP (W/W)	电容 Capacitor (μF)	测试工况 test conditions	压缩机高度 Compressor Height (mm)	排气管内径 Discharge Pipe ID (mm)	回气管内径 Sucition Pipe ID (mm)
M	QXFb-M180zX170	18.0	21103	6185	1500	4.13	60Hz	国标高能效 GB Hi-efficiency Working Condition	258.8	9.2	12.2
	ARz-CM320	32	38021.5	11150	2720	4.1	60Hz	国标高能效 GB Hi-efficiency Working Condition			
B	QXFb-B238z	23.8	26886	7880	2085	3.78	60Hz	ASHRAE/T	309.2	9.7	12.2
D	QXFb-D280z	28	40070	11745	2245	5.23	60Hz	国标高能效 GB Hi-efficiency Working Condition	377	9.7	16.2
	ARz-SF420	42	61484	18020	4500	4	60Hz	ASHRAE/T	407.5	9.7	16.2
H	QXFb-H80z	80	117700	34500	8300	4.15	60Hz	ASHRAE/T	450	16.2	22.3
	ARz-SH840	84	128280	37600	7843	4.79	60Hz	国标高能效 GB Hi-efficiency Working Condition	528.7	16.2	19.3

R290 DC inverter											
系列 Series	压缩机型号 Model	排量 Displ. (cc)	热量 Capacity (Btu/h)	制热量 Heating capacity (W)	功率 Power (W)	COP (W/W)	电容 Capacitor (μF)	测试工况 test conditions	压缩机高度 Compressor Height (mm)	排气管内径 Discharge Pipe ID (mm)	回气管内径 Sucition Pipe ID (mm)
M	※QXDS-M180zX170	18	13084	3835	830	4.62	60HZ	变频性能 Variable frequency performance	303.5	9.2	12.87
	QXDS-M240zX170	24	17059	5000	1111	4.5	60HZ	国标高能效 GB Hi-efficiency Working Condition	277.5	9.2	12.2
F	QXDS-F65z	65	97200	28490	5990	4.76	60HZ	国标高能效 GB Hi-efficiency Working Condition	418.5	16.2	19.3

备注：型号带“※”，代表开发中。“▲”代表推荐机型。

Note: A model with “※” is under development.

A model with “▲” is the recommended model.

热泵 - 热水

Heat pump-Hot water

· 型谱 Type spectrum

产品类别 Product Category		压缩机能力范围 Capacity range											
冷媒 Refrigerant	电源 Power	BTU/h	1706	8530	15354	22178	29002	35826	42650	49474	56298	63122	122832
		W	500	2500	4500	6500	8500	10500	12500	14500	16500	18500	36000
R410A	220-240V 50Hz	8600-51300BTU/h											
	DC Inverter	30000-123200BTU/h											
R290	220-240V 50Hz	2700-4700BTU/h											
	DC Inverter	5500-13100BTU/h											
R22	220-240V 50Hz	6900-21000BTU/h											
R134a	220-240V 50Hz	4200-15200BTU/h											

· 产品明细规格 Product specification

R410A EVI [1φ]220-240V 50Hz

系列 Series	压缩机型号 Model	排量 Displ.(cc)	热量 Capacity (Btu/h)	制热量 Heating capacity (W)	功率 Power (W)	COP (W/W)	电容 Capacitor (μF)	测试工况 test conditions	压缩机高度 Compressor Height (mm)	排气管内径 Discharge Pipe ID (mm)	回气管内径 Sucition Pipe ID (mm)
D	AR-TD159	15.9	18493	5420	1420	3.82	45uF/450V	ASHRAE/T	377.5	9.7	12.2
	AR-TD200	20	23321	6835	1785	3.83	45uF/450V	ASHRAE/T	382.5	9.7	12.2
F	AR-TF310	31	37157	10930	2890	3.78	60uF/450V	ASHRAE/T	417	9.7	16.2
H	ARs-TH420	42	51248	15020	3900	3.85	/	ASHRAE/T	494	12.87	16.2
	AR-TH420	42	51180	15000	3920	3.83	75uF/450V	ASHRAE/T	508.7	9.7	16.2

R410A EVI DC Inverter											
系列 Series	压缩机型号 Model	排量 Displ.(cc)	热量 Capacity (Btu/h)	制热量 Heating capacity (W)	功率 Power (W)	COP (W/W)	电容 Capacitor (μF)	测试工况 test conditions	压缩机高度 Compressor Height (mm)	排气管内径 Discharge Pipe ID (mm)	回气管内径 Sucition Pipe ID (mm)
D	ATz-TD200AFAA	20	30025	8800	2360	3.73	60Hz	ASHRAE/T	362	9.7	12.2
	ATz-TF310ANAB-A	31	48791	14300	3700	3.86	60Hz	ASHRAE/T	405	9.7	16.2

R290 T1 [1ϕ]220-240V 50Hz											
系列 Series	压缩机型号 Model	排量 Displ.(cc)	热量 Capacity (Btu/h)	制热量 Heating capacity (W)	功率 Power (W)	COP (W/W)	电容 Capacitor (μF)	测试工况 test conditions	压缩机高度 Compressor Height (mm)	排气管内径 Discharge Pipe ID (mm)	回气管内径 Sucition Pipe ID (mm)
A	QXDR-A058	5.8	2799	820	270	3.04	10uF/450V	ASHRAE/T	203	6.2	9.7
	QXDR-A088	8.8	4642	1360	425	3.20	20uF/450V	ASHRAE/T	219	6.2	9.7

R290 DC inverter											
系列 Series	压缩机型号 Model	冷量 Capacity (Btu/h)	热量 Capacity (Btu/h)	制冷量 Refrigerating capacity (W)	功率 Power (W)	COP (W/W)	电容 Capacitor (μF)	测试工况 test conditions	压缩机高度 Compressor Height (mm)	排气管内径 Discharge Pipe ID (mm)	回气管内径 Sucition Pipe ID (mm)
C35	QXD-G088zD170	8.8	5530	1620	395	4.1	/	新国标 New national standard	277	6.2	9.2
C37	QXDS-N150zX170	15	10410	3050	701	4.35	/	新国标 New national standard	275	8.2	12.2
C42	QXDS-M180zX170	18	13096	3835	830	4.62	/	新国标 New national standard	294.8	9.2	12.87

R22 T1 [1ϕ]220-240V 50Hz											
系列 Series	压缩机型号 Model	排量 Displ.(cc)	热量 Capacity (Btu/h)	制热量 Heating capacity (W)	功率 Power (W)	COP (W/W)	电容 Capacitor (μF)	测试工况 test conditions	压缩机高度 Compressor Height (mm)	排气管内径 Discharge Pipe ID (mm)	回气管内径 Sucition Pipe ID (mm)
B	QXR-B120	12	6909	2025	730	2.77	25	热泵工况 Heat Pump Condition	280	9.7	12.2
	QXR-B15	15	8803	2580	940	2.75	35	热泵工况 Heat Pump Condition	269	9.7	12.2
	QXR-B160	16	9304.524	2727	1027	2.68	35	热泵工况 Heat Pump Condition	259	8.2	9.7
	QXR-B217	21.7	12965.6	3800	1365	2.78	45	热泵工况 Heat Pump Condition	281	9.7	12.2
C	QXR-C193	19.3	10580	3100	1030	3.01	35	ASHRAE/T	297	9.7	12.2
	QXR-C238	23.8	13822	4050	1460	2.7	35	热泵工况 Heat Pump Condition	297	9.7	12.2
F	QXR-F232	23.2	13477	3950	1290	3.05	50	ASHRAE/T	326	9.7	12.87
	QXR-F305	30.7	17913	5250	1690	3.12	60	ASHRAE/T	326	9.7	16.2
	QXR-F36	35.6	20916	6130	1975	3.1	50	ASHRAE/T	343	9.7	16.2

备注：型号带“※”,代表开发中。“▲”代表推荐机型。

Note: A model with “※” is under development.

A model with “▲” is the recommended model.

R134a T1 [1φ]220-240V 50Hz											
系列 Series	压缩机型号 Model	排量 Displ.(cc)	热量 Capacity (Btu/h)	制热量 Heating capacity (W)	功率 Power (W)	COP (W/W)	电容 Capacitor (μF)	测试工况 test conditions	压缩机高度 Compressor Height (mm)	排气管内径 Discharge Pipe ID (mm)	回气管内径 Sucition Pipe ID (mm)
B	QXER-B109	10.9	4260	1250	410	3.05	25uF/450V	ASHRAE/T	275	9.7	12.2
	QXER-B122	12.2	4910	1440	472	3.05	25uF/450V	ASHRAE/T	275	9.7	12.2
C	QXER-C18	18.0	7160	2100	700	3.00	30uF/450V	ASHRAE/T	297	9.7	12.2
F	QXER-F36	35.6	15174	4450	1450	3.06	50uF/450V	ASHRAE/T	343	9.7	16.2

R410A T1 [1φ]220-240V 50Hz											
系列 Series	压缩机型号 Model	排量 Displ.(cc)	热量 Capacity (Btu/h)	制热量 Heating capacity (W)	功率 Power (W)	COP (W/W)	电容 Capacitor (μF)	测试工况 test conditions	压缩机高度 Compressor Height (mm)	排气管内径 Discharge Pipe ID (mm)	回气管内径 Sucition Pipe ID (mm)
B	QXAR-B106	10.6	8699	2551	978	2.61	35uF/450V	热泵工况 Heat Pump Condition	293	9.7	12.2
C	QXAR-C145	14.5	11594	3400	1295	2.54	35uF/450V	热泵工况 Heat Pump Condition	332	9.7	12.2

备注：型号带“※”，代表开发中。“▲”代表推荐机型。

Note: A model with “※” is under development.

A model with “▲” is the recommended model.

热泵 - 烘干

Heat pump-Drying

· 型谱 Type spectrum

产品类别 Product Category		压缩机能力范围 Capacity range											
冷媒 Refrigerant	电源 Power	BTU/h	1706	8530	15354	22178	29002	35826	42650	49474	56298	63122	122832
		W	500	2500	4500	6500	8500	10500	12500	14500	16500	18500	36000
R134a	220-240V 50Hz	4800-10400BTU/h											
	DC Inverter	3500-3600BTU/h											
R290	220-240V 50Hz	4300-5900BTU/h											

· 产品明细规格 Product specification

R134a T1 [1φ]220-240V 50Hz											
系列 Series	压缩机型号 Model	排量 Displ.(cc)	冷量 Capacity (Btu/h)	制冷量 Refrigerating capacity (W)	功率 Power (W)	COP (W/W)	电容 Capacitor (μF)	测试工况 test conditions	压缩机高度 Compressor Height (mm)	排气管内径 Discharge Pipe ID (mm)	回气管内径 Sucition Pipe ID (mm)
A	QXEM-A081	8.1	4808.1	1410	425	3.32	15uF/450V	干衣机工况 HPD Working Condition	203	6.2	9.7
	QXEM-A104	10.4	6240.3	1830	580	3.15	15uF/450V	干衣机工况 HPD Working Condition	208	6.2	9.7
	QXEM-A115	11.5	6871.15	2015	630	3.2	20uF/450V	干衣机工况 HPD Working Condition	208	6.2	9.7
B	QXEM-B18	17.5	10338	3030	930	3.26	35μF/450V	干衣机工况 HPD Working Condition	280	9.7	12.2

R134a DC inverter

系列 Series	压缩机型号 Model	排量 Displ.(cc)	冷量 Capacity (Btu/h)	制冷量 Refrigerating capacity (W)	功率 Power (W)	COP (W/W)	电容 Capacitor (μF)	测试工况 test conditions	压缩机高度 Compressor Height (mm)	排气管内径 Discharge Pipe ID (mm)	回气管内径 Sucition Pipe ID (mm)
K	ETz-SK075AP	7.5	3583	1050	350	3.00	/	ASHRAE/T	164.5	6.2	8.2
	QXESM-K075zP275	7.5	3583	1050	350	3.00	/	ASHRAE/T	164.5	6.2	8.2

R290 T1 [1φ]220-240V 50Hz

系列 Series	压缩机型号 Model	排量 Displ.(cc)	冷量 Capacity (Btu/h)	制冷量 Refrigerating capacity (W)	功率 Power (W)	COP (W/W)	电容 Capacitor (μF)	测试工况 test conditions	压缩机高度 Compressor Height (mm)	排气管内径 Discharge Pipe ID (mm)	回气管内径 Sucition Pipe ID (mm)
N	※QXDM-N062	6.2	4386	1285	395	3.25	15uF/450V	干衣机工况 HPD Working Condition	215	8.2	9.7
	※QXDM-N065	6.5	4596	1347	409	3.29	15uF/450V	干衣机工况 HPD Working Condition	219	8.2	9.7
	※QXDM-N068	6.9	4843	1420	430	3.30	15uF/450V	干衣机工况 HPD Working Condition	223	8.2	9.7
A	※QXDM-A062	6.2	4420	1295	390	3.32	15uF/450V	干衣机工况 HPD Working Condition	203	8.2	9.7
	※QXDM-A081	8.1	5802	1700	500	3.40	20uF/450V	干衣机工况 HPD Working Condition	213	8.2	9.7

备注：型号带“※”，代表开发中。“▲”代表推荐机型。

Note: A model with “※” is under development.

A model with “▲” is the recommended model.

冷冻冷藏压缩机

REFRIGERATION COMPRESSOR



冷冻冷藏

Refrigeration

· 型谱 Type spectrum

产品类别 Product Category			压缩机能力范围 Capacity range											
应用领域 Application area	冷媒 Refrigerant	电源 Power	BTU/h	2047	5459	8871	12283	15695	19107	22519	25931	29343	32755	48000
			W	600	1600	2600	3600	4600	5600	6600	7600	8600	9600	14072
冷藏 Refrigerate	R404A	220-240V/50Hz	<div></div> 9900-30000BTU/h											
	R404A/R448A/ R449A	380V/50Hz	9900-48000BTU/h <div></div>											
冷冻 Freeze	R404A	380V/50Hz	<div></div> 10800-22200BTU/h											
		220-240V/50Hz	<div></div> 4000-9600BTU/h											
		DC	<div></div> 6400-6500BTU/h											
	R290	220V-240V/50Hz	<div></div> 4800-4900BTU/h											

· 工况 Operating mode

适用工况 Applicable Working Conditions	冷凝温度°C Condensing Temp.	蒸发温度°C Evaporating Temp.	过冷度°C Supercooling Degree	吸气温度°C Suction Temp.	环境温度°C Ambient Temp.
冷冻冷藏工况 Freezing/refrigeration conditions	54.4	-23.3	22.2	18.3	32.2
ASHRAE/T	54.4	7.2	8.3	35	35

· 产品明细规格 Product specification

冷藏用压缩机 Refrigeration compressor R404A [1φ]220-240V 50Hz

系列 Series	压缩机型号 Model	排量 Displ.(cc)	冷量 Capacity (Btu/h)	制冷量 Refrigerating capacity (W)	功率 Power (W)	COP (W/W)	电容 Capacitor (μF)	测试工况 test conditions	压缩机高度 Compressor Height (mm)	排气管内径 Discharge Pipe ID (mm)	回气管内径 Sucition Pipe ID (mm)
C	MGu160CXSa030	16.8	9961	2921	1052	2.78	35uF/450V	ASHRAE/T	243	9.7	12.2
	MGu238CXSe030	23.8	14834	4350	1500	2.90	35uF/450V	ASHRAE/T	267	9.7	12.2
F	MGu325FXSf050	32.5	19324	5667	2041	2.78	50uF/450V	ASHRAE/T	312	9.7	16.2
	MGu360FXSf050A	35.6	21244	6230	2200	2.83	50uF/450V	ASHRAE/T	327	9.7	12.2
	MGu438FXDe090	43.8	26042	7637	2751	2.78	60uF/450V	ASHRAE/T	337.2	9.7	15.6
	MGu490FXDn050	49.0	29783	8734	3168	2.76	70uF/450V	ASHRAE/T	357.2	9.7	16.2

冷冻用压缩机 Compressors for freezing purposes R404A [1φ]220-240V 50Hz

系列 Series	压缩机型号 Model	排量 Displ. (cc)	冷量 Capacity (Btu/h)	制冷量 Refrigerating capacity (W)	功率 Power (W)	COP (W/W)	电容 Capacitor (μF)	测试工况 test conditions	压缩机高度 Compressor Height (mm)	排气管内径 Discharge Pipe ID (mm)	回气管内径 Sucition Pipe ID (mm)
D	QYGTL-D159Y	15.9	4060	1200	1000	1.20	45uF/450V	冷冻工况 Freezing Working Condition	206	9.7	12.2
	QYGTL-D20Y	20	5260	1540	1270	1.21	45uF/450V	冷冻工况 Freezing Working Condition	206	9.7	12.2
F	QYGSL-F325Y	32.5	8262	2423	1923	1.26	50uF/450V	冷冻工况 Freezing Working Condition	200	9.7	16.2
	QYGSL-F413Y	41.3	9560	2800	2250	1.24	60uF/450V	冷冻工况 Freezing Working Condition	203	9.7	16.2
	QXGTL-F310N050	31	7513	2200	1920	1.15	55uF/450V	冷冻工况 Freezing Working Condition	405	9.7	16.2

冷冻用压缩机 Compressors for freezing purposes

R404A [3φ]380V 50Hz

系列 Series	压缩机型号 Model	排量 Displ. (cc)	冷量 Capacity (Btu/h)	制冷量 Refrigerating capacity (W)	功率 Power (W)	COP (W/W)	电容 Capacitor (μF)	测试工况 test conditions	压缩机高度 Compressor Height (mm)	排气管内径 Discharge Pipe ID (mm)	回气管内径 Sucition Pipe ID (mm)
F	QXGSL-F41sN050	41	10832	3180	2140	1.50	/	冷冻工况 Freezing Working Condition	432	9.7	16.2
	QXGSL-F475sN450	48	12548	3680	2478	1.50	/	冷冻工况 Freezing Working Condition	434	9.7	16.2
H	QXGSL-H84sN345	84	22151	6400	4570	1.40	/	冷冻工况 Freezing Working Condition	495	12.87	19.3

冷冻用压缩机 Compressors for freezing purposes

R290 T1 [1φ]220-240V 50Hz

系列 Series	压缩机型号 Model	排量 Displ. (cc)	冷量 Capacity (Btu/h)	制冷量 Refrigerating capacity (W)	功率 Power (W)	COP (W/W)	电容 Capacitor (μF)	测试工况 test conditions	压缩机高度 Compressor Height (mm)	排气管内径 Discharge Pipe ID (mm)	回气管内径 Sucition Pipe ID (mm)
D	QYDL-D238Y	24	4805	1408	884	1.59	40uF/450V	冷冻工况 Freezing Working Condition	186	12.2	9.7

冷冻用压缩机 Compressors for freezing purposes

R404A DC Inverter

系列 Series	压缩机型号 Model	排量 Displ. (cc)	冷量 Capacity (Btu/h)	制冷量 Refrigerating capacity (W)	功率 Power (W)	COP (W/W)	电容 Capacitor (μF)	测试工况 test conditions	压缩机高度 Compressor Height (mm)	排气管内径 Discharge Pipe ID (mm)	回气管内径 Sucition Pipe ID (mm)
D	QYGTL-D20zY	20.0	6416	1880	1450	1.29	/	冷冻工况 Freezing Working Condition	206	9.7	12.2

冷藏用压缩机 Refrigeration compressor

R404A/R448A/R449A DC Inverter

系列 Series	压缩机型号 Model	排量 Displ. (cc)	冷量 Capacity (Btu/h)	制冷量 Refrigerating capacity (W)	功率 Power (W)	COP (W/W)	电容 Capacitor (μF)	测试工况 test conditions	压缩机高度 Compressor Height (mm)	排气管内径 Discharge Pipe ID (mm)	回气管内径 Sucition Pipe ID (mm)
D	QXGS-D25zX050	25.0	20384	5973	2025	2.95	/	ASHRAE/T	365	9.7	16.2
D	QXGS-D388zX050	38.8	31942	9360	3050	3	/	ASHRAE/T	419	12	16
H	※QXGS-H801zN345	80	66545	19500	6270	3	/	ASHRAE/T	498.7	16.2	22.4


备注：型号带“※”，代表开发中。“▲”代表推荐机型。

Note: A model with “※” is under development.

A model with “▲” is the recommended model.

车用压缩机

VEHICLE COMPRESSOR



车用 - 大巴车

Vehicle-Bus

· 型谱 Type spectrum

产品类别 Product Category		压缩机能力范围 Capacity range											
冷媒 Refrigerant	电源 Power	BTU/h	1706	8530	15354	22178	29002	35826	42650	49474	56298	63122	122832
		W	500	2500	4500	6500	8500	10500	12500	14500	16500	18500	36000
R410A	DC [400~700V]	31000-71300BTU/h											

· 产品明细规格 Product specification

电动大巴空调压缩机 AC compressors for EV R410A DC [400~700V]

系列 Series	压缩机型号 Model	排量 Displ.(cc)	冷量 Capacity (Btu/h)	制冷量 Refrigerating capacity (W)	功率 Power (W)	COP (W/W)	运行频率范围 Frequency Range	测试工况 test conditions	压缩机高度 Compressor Height (mm)	排气管内径 Discharge Pipe ID (mm)	回气管内径 Sucition Pipe ID (mm)
SF	YQz-SF295AY-B	29.5	31031	9100	3030	3.00	30-120Hz	ASHRAE/T	186	9.7	16.2
	YQz-SF428AY-C	42.8	44501	13050	4350	3.00	30-120Hz	ASHRAE/T	189	9.7	16.2
SH	YQz-SH640AY-A	64	71269	20900	6800	3.07	30-85HZ	ASHRAE/T	183	16.2	19.3

电动大巴空调涡旋压缩机 AC scroll compressors for EV R410A DC [400~700V]

系列 Series	压缩机型号 Model	排量 Displ.(cc)	冷量 Capacity (Btu/h)	制冷量 Refrigerating capacity (W)	功率 Power (W)	COP (W/W)	运行频率范围 Frequency Range	测试工况 test conditions	压缩机高度 Compressor Height (mm)	排气管内径 Discharge Pipe ID (mm)	回气管内径 Sucition Pipe ID (mm)
H	QV-AGG-H072zN	72	78498	23000	7600	3.00	20-120Hz	ASHRAE/T	210	16.1	22.4
	QV-AHG-H072zN	72	78498	23000	7600	3.00	20-120Hz	ASHRAE/T	210	16.1	22.4

车用 - 驻车

Vehicle-Parking

· 型谱 Type spectrum

产品类别 Product Category		压缩机能力范围 Capacity range											
冷媒 Refrigerant	电源 Power	BTU/h	1706	8530	15354	22178	29002	35826	42650	49474	56298	63122	122832
		W	500	2500	4500	6500	8500	10500	12500	14500	16500	18500	36000
R134a	DC24V	7500-7700BTU/h											
R410A	DC24V	10000-10100BTU/h											

· 产品明细规格 Product specification

驻车空调压缩机 AC compressors for parking R134a DC 24V

系列 Series	压缩机型号 Model	排量 Displ.(cc)	冷量 Capacity (Btu/h)	制冷量 Refrigerating capacity (W)	功率 Power (W)	COP (W/W)	运行频率范围 Frequency Range	测试工况 test conditions	压缩机高度 Compressor Height (mm)	排气管内径 Discharge Pipe ID (mm)	回气管内径 Sucition Pipe ID (mm)
SM	YEQz24-SM151AY-A	15.1	7615	2230	695	3.21	20-75Hz	ASHRAE/T	140	6.2	12.2
	ETz24-SM151ATBA	15.1	7683	2250	705	3.19	30-65Hz	ASHRAE/T	284.3	8.2	9.7
N	QXES-N150zL135	15	7512	2200	690	3.19	20-76Hz	ASHRAE/T	260.3	8.2	9.7

驻车空调压缩机 AC compressors for parking

R410A DC 24V

系列 Series	压缩机型号 Model	排量 Displ.(cc)	冷量 Capacity (Btu/h)	制冷量 Refrigerating capacity (W)	功率 Power (W)	COP (W/W)	运行频率范围 Frequency Range	测试工况 test conditions	压缩机高度 Compressor Height (mm)	排气管内径 Discharge Pipe ID (mm)	回气管内径 Sucition Pipe ID (mm)
N	※QYAS-N090ZY	9	10074	2950	830	3.55	20-70Hz	国标高能效工况 GB Hi-efficiency Working Condition	117.4	6.5	9.7

备注：型号带“※”，代表开发中。“▲”代表推荐机型。

Note: A model with “※” is under development.

A model with “▲” is the recommended model.

车用 - 房车

Vehicle-RV

· 型谱 Type spectrum

产品类别 Product Category		压缩机能力范围 Capacity range											
冷媒 Refrigerant	电源 Power	BTU/h	1706	8530	15354	22178	29002	35826	42650	49474	56298	63122	122832
		W	500	2500	4500	6500	8500	10500	12500	14500	16500	18500	36000
R410A	115V 60Hz	10000-14500BTU/h											
	220V-240V 50Hz	8500-11500BTU/h											
R32	220V-240V 50Hz	13000-13300BTU/h											

· 产品明细规格 Product specification

房车空调压缩机 AC compressors for RV

R410A [1φ] 115V 60Hz

系列 Series	压缩机型号 Model	排量 Displ.(cc)	冷量 Capacity (Btu/h)	制冷量 Refrigerating capacity (W)	功率 Power (W)	COP (W/W)	电容 Capacitor (μF)	测试工况 test conditions	压缩机高度 Compressor Height (mm)	排气管内径 Discharge Pipe ID (mm)	回气管内径 Sucition Pipe ID (mm)
B	QXA-B102x	10.2	10065.4	2950	990	2.98	60	ASHRAE/T	261.5	9.7	9.7
	QXA-B125x	12.5	12624	3700	1300	2.85	60	ASHRAE/T	254	9.7	9.7
	QXA-B129x	12.9	12966	3800	1320	2.88	60	ASHRAE/T	261.5	9.7	9.7
	QXA-B139x	13.9	14228	4170	1465	2.85	60	ASHRAE/T	261.5	9.7	9.7

房车空调压缩机 AC compressors for RV

R410A [1φ] 220V-240V 50Hz

系列 Series	压缩机型号 Model	排量 Displ.(cc)	冷量 Capacity (Btu/h)	制冷量 Refrigerating capacity (W)	功率 Power (W)	COP (W/W)	电容 Capacitor (μF)	测试工况 test conditions	压缩机高度 Compressor Height (mm)	排气管内径 Discharge Pipe ID (mm)	回气管内径 Sucition Pipe ID (mm)
B	QYA-B106YB	10.6	8530	2500	890	2.8	35	ASHRAE/T	175.4	9.7	12.2
	QYA-B125Y	12.5	10055	2950	1030	2.86	35	ASHRAE/T	174	9.7	12.2
C	QYA-C133YA	13.3	11260	3300	1180	2.8	40	ASHRAE/T	183.4	9.7	12.2

房车空调压缩机 AC compressors for RV

R32 [1φ] DC inverter

系列 Series	压缩机型号 Model	排量 Displ.(cc)	冷量 Capacity (Btu/h)	制冷量 Refrigerating capacity (W)	功率 Power (W)	COP (W/W)	运行频率范围 Frequency Range	测试工况 test conditions	压缩机高度 Compressor Height (mm)	排气管内径 Discharge Pipe ID (mm)	回气管内径 Sucition Pipe ID (mm)
N	※QYFS-N125zY	12.5	13273	3890	1250	3.1	15-80Hz	ASHRAE/T	129.4	6.5	9.7

房车空调压缩机 AC compressors for RV

R32 [1φ] 115V 60Hz

系列 Series	压缩机型号 Model	排量 Displ.(cc)	冷量 Capacity (Btu/h)	制冷量 Refrigerating capacity (W)	功率 Power (W)	COP (W/W)	电容 Capacitor (μF)	测试工况 test conditions	压缩机高度 Compressor Height (mm)	排气管内径 Discharge Pipe ID (mm)	回气管内径 Sucition Pipe ID (mm)
B	※QXF-B095x	9.5	11348	3325	825	4.03	65	高能效工况 Hi-efficiency Working Condition	254	9.7	9.7
	※QXF-B117x	11.7	14266	4180	1115	3.75	60	高能效工况 Hi-efficiency Working Condition	254	9.7	9.7

备注：型号带“※”，代表开发中。“▲”代表推荐机型。

Note: A model with “※” is under development.

A model with “▲” is the recommended model.

车用 - 物流车

Vehicle-Logistics vehicle

· 型谱 Type spectrum

产品类别 Product Category		压缩机能力范围 Capacity range											
冷媒 Refrigerant	电源 Power	BTU/h	1706	8530	15354	22178	29002	35826	42650	49474	56298	63122	122832
		W	500	2500	4500	6500	8500	10500	12500	14500	16500	18500	36000
R134a	DC260~450V	7500-7600BTU/h											

· 产品明细规格 Product specification

电动物流车空调压缩机 AC compressors for electric logistics vehicle

R134a DC260~450V

系列 Series	压缩机型号 Model	排量 Displ.(cc)	冷量 Capacity (Btu/h)	制冷量 Refrigerating capacity (W)	功率 Power (W)	COP (W/W)	运行频率范围 Frequency Range	测试工况 test conditions	压缩机高度 Compressor Height (mm)	排气管内径 Discharge Pipe ID (mm)	回气管内径 Sucition Pipe ID (mm)
M	QXES-M151zT190A	15.1	7581	2220	685	3.24	25-100Hz	ASHRAE/T	282.3	M16, 10.15	M22, 15.5

备注：型号带“※”，代表开发中。“▲”代表推荐机型。

Note: A model with “※” is under development.

A model with “▲” is the recommended model.



特殊压缩机

SPECIAL COMPRESSOR

特殊 - 机柜

Special-Cabinet

· 型谱 Type spectrum

产品类别 Product Category		压缩机能力范围 Capacity range											
冷媒 Refrigerant	电源 Power	BTU/h	1706	8530	15354	22178	29002	35826	42650	49474	56298	63122	122832
		W	500	2500	4500	6500	8500	10500	12500	14500	16500	18500	36000
R134a	220-240V 50Hz/60Hz	7000-14000BTU/h											
	DC 48V	1900-10400BTU/h											

· 产品明细规格 Product specification

R134a T1 [1φ]220-240V 50Hz/60Hz

系列 Series	压缩机型号 Model	排量 Displ.(cc)	冷量 Capacity (Btu/h)	制冷量 Refrigerating capacity (W)	功率 Power (W)	COP (W/W)	电容 Capacitor (μF)	测试工况 test conditions	压缩机高度 Compressor Height (mm)	排气管内径 Discharge Pipe ID (mm)	回气管内径 Suction Pipe ID (mm)
A	QXEM-A115	11.5	4436	1300	468	2.78	20μf/450V	ASHRAE/T	208	6.2	9.7
B	QXEM-B18	17.5	7015	2056	670	3.07	35μF/450V	ASHRAE/T	280	9.7	12.2

R134a T1 [1Φ]220-240V 50Hz											
系列 Series	压缩机型号 Model	排量 Displ.(cc)	冷量 Capacity (Btu/h)	制冷量 Refrigerating capacity (W)	功率 Power (W)	COP (W/W)	电容 Capacitor (μF)	测试工况 test conditions	压缩机高度 Compressor Height (mm)	排气管内径 Discharge Pipe ID (mm)	回气管内径 Sucition Pipe ID (mm)
A	QXEM-A081	8.1	3173	930	326	2.85	15uF/450V	ASHRAE/T	203	6.2	9.7
N	QXEM-N115	11.5	6993	2050	660	3.1	25uF/450V	干衣机工况 HPD Working Condition	216	6.2	9.7
B	QXEM- B222C130	22.1	13885	4070	1140	3.58	40uF/450V	干衣机工况 HPD Working Condition	253.5	9.7	12.2
F	QXEM-F36F030	35.6	14823	4345	1480	2.92	55uF/450V	热泵工况 Heat Pump Condition	303	9.7	16.2

系列 Series	压缩机型号 Model	排量 Displ.(cc)	冷量 Capacity (Btu/h)	制冷量 Refrigerating capacity (W)	功率 Power (W)	COP (W/W)	电容 Capacitor (μF)	测试工况 test conditions	压缩机高度 Compressor Height (mm)	排气管内径 Discharge Pipe ID (mm)	回气管内径 Sucition Pipe ID (mm)
G	ESz48-AG036APCA	3.6	1965	576	190	3.02	/	ASHRAE/T	163	6.2	8.2
A	ESz48-AA088ACBA	8.8	3566	1045	306	3.42	/	ASHRAE/T	276	8.2	9.7
B	ESz48-AB138ACBA	13.8	7097	2080	620	3.35	/	ASHRAE/T	283	8.2	12.87
D	ETz-AD253AEAB	25.3	10372	3040	870	3.50	/	ASHRAE/T	295	9.7	12.2

特殊 - 便携式设备

Special-Portable equipment

· 特点 Features

1. 小巧便携：高度仅 88.5mm，重量仅 0.89KG
- Small and portable: 88.5mm high, weighing 0.89KG.
2. 环保高效：COP 高达 2.72，采用 R134a 环保冷媒
- High efficiency and environmentally friendly: Adopt R134a refrigerant, the COP is as high as 2.72.
3. 高可靠性：超强耐久力，耐高温
- High reliability: Super durability,resistant to high temperatures.
4. 应用范围广：家用设备、商用设备、医疗用冷却系统、军事消防等。
- Application range: Household equipment, commercial equipment, medical cooling system and military fire protection, etc.

· 产品明细规格 Product specification

R134a DC 48V											
系列 Series	压缩机型号 Model	排量 Displ.(cc)	冷量 Capacity (Btu/h)	制冷量 Refrigerating capacity (W)	功率 Power (W)	COP (W/W)	电容 Capacitor (μF)	测试工况 test conditions	压缩机高度 Compressor Height (mm)	排气管内径 Discharge Pipe ID (mm)	回气管内径 Sucition Pipe ID (mm)
P	QXE-P014z	1.4	853	250	92	2.717	/	普通工况 Normal Working Condition	89.7	6.2	6.5

备注：型号带“※”，代表开发中。“▲”代表推荐机型。

Note: A model with “※” is under development.

A model with “▲” is the recommended model.

特殊 - 储能

Special-Energy storage

· 型谱 Type spectrum

产品类别 Product Category		压缩机能力范围 Capacity range											
冷媒 Refrigerant	电源 Power	BTU/h	1706	8530	15354	22178	29002	35826	42650	49474	56298	63122	122832
		W	500	2500	4500	6500	8500	10500	12500	14500	16500	18500	36000
R134a	DC 380V	20400-42300BTU/h											
	380V 50Hz	38660-65170BTU/h											
R410a	DC	33000-75000BTU/h											

· 产品明细规格 Product specification

R134a DC 380V

系列 Series	压缩机型号 Model	排量 Displ.(cc)	冷量 Capacity (Btu/h)	制冷量 Refrigerating capacity (W)	功率 Power (W)	COP (W/W)	电容 Capacitor (μF)	测试工况 test conditions	压缩机高度 Compressor Height (mm)	排气管内径 Discharge Pipe ID (mm)	回气管内径 Sucition Pipe ID (mm)
D	QXESM-D388zX050	38.8	20459	6000	1760	3.4	/	ASHRAE/T	358.5	12.2	16.2
F	QXESM-F428zX450	42.8	22028	6460	2035	3.17	/	ASHRAE/T	309.5	12.2	16.2
	QXESM-F65zX430	65	32598	9560	3020	3.16	/	ASHRAE/T	418.5	16.2	19.3
H	QXESM-H80zN345H	80	42282	12400	3750	3.3	/	ASHRAE/T	450.7	16.2	19.3

R410A DC

系列 Series	压缩机型号 Model	排量 Displ.(cc)	冷量 Capacity (Btu/h)	制冷量 Refrigerating capacity (W)	功率 Power (W)	COP (W/W)	电容 Capacitor (μF)	测试工况 test conditions	压缩机高度 Compressor Height (mm)	排气管内径 Discharge Pipe ID (mm)	回气管内径 Sucition Pipe ID (mm)
C49	QXFS-D280zX070A	28	33403	9790	2330	4.2	/	国标高能效 GB Hi-efficiency Working Condition	363	9.7	16.2
C55	QXAS-F65zN030AA	65	74400	22500	5990	3.76	/	国标高能效 GB Hi-efficiency Working Condition	418.5	16.2	19.3

R410A 380V 50Hz

系列 Series	压缩机型号 Model	排量 Displ.(cc)	冷量 Capacity (Btu/h)	制冷量 Refrigerating capacity (W)	功率 Power (W)	COP (W/W)	电容 Capacitor (μF)	测试工况 test conditions	压缩机高度 Compressor Height (mm)	排气管内径 Discharge Pipe ID (mm)	回气管内径 Sucition Pipe ID (mm)
C63	QXAS-H446sN345A	44.6	38660	11330	3630	3.12	/	普通工况 Normal Working Condition	464	9.7	16.2
	QXAS-H59sN345B	59	51860	15200	4900	3.1	/	普通工况 Normal Working Condition	472	12.87	19.3
	QXAS-H72sN345	72	65170	19100	6200	3.08	/	普通工况 Normal Working Condition	498	12.87	19.3

备注：型号带“※”，代表开发中。“▲”代表推荐机型。

Note: A model with “※” is under development.

A model with “▲” is the recommended model.


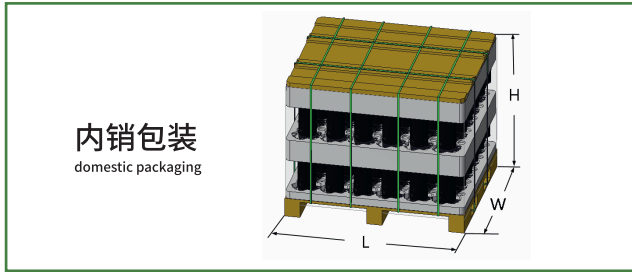
压缩机包装

Packaging of Compressor

依据运输要求, 分为内销包装与出口包装, 分别见下图: Packings are sorted as domestic packaging and export packaging according to the transport requirements, see the figures below.								
系列代号 Series Code	托盘规格 Pallet Spec. L(mm)×W(mm)	每箱数量 Qty. per Box (台 PC)	每箱高度 Height per Box H(mm)			每箱毛重(kg) Gross Weight per Box (kg)		
P	459×314	16	303	~	-	15	~	-
	1170×990	336	614	~	-	363	~	-
K	1150×1100	192	872	~	-	703	~	-
G-120mm底脚 G-120mm Foot	1150×1100	168	850	~	1050	810	~	1120
G-150mm底脚 G-150mm Foot	1150×1100	126	850	~	1050	810	~	900
N	1150×1100	72	740	~	870	580	~	680
A	1150×1100	72	740	~	870	500	~	760
M	1150×1100	72	780	~	980	610	~	900
B-150mm底脚 B-150mm Foot	1150×1100	72	810	~	970	680	~	1020
B-175mm底脚 B-175mm Foot	1150×1100	60	810	~	970	620	~	860
C	1150×1100	60	860	~	940	890	~	1000
D	1150×1100	50	890	~	1120	800	~	1070
E	1150×1100	50	950	~	1120	990	~	1230
F	1150×1100	48	900	~	1210	1010	~	1350
H	1150×1100	20	660	~	760	700	~	820

注: 1) 不含卧式机型, 增焓机型等。
2) 上表为各系列大部分的包装参数, 特殊机型以实际为准

Note: 1) Horizontal models and vapor injection models are not included.
2) The packaging data above applies to most models in each series, that of certain models shall be subject to practice.



压缩机标准附件

Compressor Standard Accessories

标准附件 Standard Accessories		内保护器定速机种 Internal Protector Fixed Speed Model	外保护器定速机种 External Protector Fixed Speed Model	对应变频机种 Corresponding Inverter Model	
				需感温器 With Temp. Sensor	不需感温器 Without Temp. Sensor
端子罩 Terminal Cover		●			●
			●		
				●	
端子垫片 Terminal Gasket		●			●
			●		
				●	
端子螺母 Terminal Nut		●	●	●	●
外置保护器 External Protector			●		
感温器 Temperature Sensor				●	
橡胶垫 Rubber		●	●	●	●
		●	●	●	●