



NEWEX INTERNATIONAL CO., LTD

PHILEXI is a trademark of NEWEX INTERNATIONAL CO., LTD

Hongkong Office Address:

FLAT/RM 02, 7/F, SPA CENTRE,
NO.53-55 LOCKHART ROAD,
WAN CHAI, HONG KONG

Sourcing Manager/ Sales Manager: Mr. Justin

Whatsapp/Mobile/Wechat: +8613928822021

Skype ID: liangshizong

Email: justin@philexi.com, justin.liang@newexintl.com

Guangzhou Office Address:

Room 505, BLDG A, Hengda Business
Center, 3rd Bigui Road, Luopu Street,
Panyu District, Guangzhou, China

- 营业本部
- Sales & Marketing Division
- 海外营业部
- Overseas Sales Department
- 珠海事务所
- Zhuhai Office

样本中所有产品图片仅供参考,以实际订货产品为准。

All of the pictures in catalogues are only for your reference and subject to the actual products.

参数如有变动恕不另行通知

Parameters are subject to change without notice.



本产品由冰山松洋压缩机(大连)有限公司生产销售,本产品的产地为大连,冰山松洋压缩机(大连)有限公司。
“Panasonic”、“松下电器”和“松下”是松下控股株式会社的注册商标,基于松下控股株式会社的许可使用。

This product has been manufactured by and is sold under the responsibility of Sonyo Compressor (Dalian) Co., Ltd. , in DaLian and Sonyo Compressor (Dalian) Co., Ltd. is the warrantor in relation to this product.

“Panasonic”, “松下电器” and “松下” are registered trademark of Panasonic Holdings Corporation and are used under license from Panasonic Holdings Corporation.

冰山松洋压缩机(大连)有限公司

Sonyo Compressor (Dalian) Co., Ltd.

地址：大连市甘井子区东海路78号

Add: No.78 Donghai Road, Gan Jingzi District, Dalian, P.R.China

冰山松洋压缩机(大连)有限公司

Sonyo Compressor (Dalian) Co., Ltd.

目录

CONTENTS

公司介绍	Introduction	02
命名规则	Product Nomenclature	03

工商业空调用 Air-Conditioning Application

产品特点	Product Characteristics	08
产品线	Product Line	09
运行范围	Operation Envelope	10
基本参数	Basic Parameters	11

热泵用 Heat Pump Application

产品特点	Product Characteristics	23
产品线	Product Line	24
运行范围	Operation Envelope	25
基本参数	Basic Parameters	27

冷冻冷藏用 Refrigeration Application

产品特点	Product Characteristics	32
产品线	Product Line	33
运行范围	Operation Envelope	34
基本参数	Basic Parameters	37

轨道列车用 Rail Train Application

产品特点	Product Characteristics	44
产品线	Product Line	45
运行范围	Operation Envelope	45
基本参数	Basic Parameters	46

电动巴士空调用 Electric Bus Application

产品特点	Product Characteristics	48
产品线	Product Line	49
运行范围	Operation Envelope	49
基本参数	Basic Parameters	50

外观图 Outline Graph

外观图	Outline Graph	51
-----	---------------	----

公司介绍

Introduction

冰山松洋压缩机（大连）有限公司前身于1994年9月成立，创始于大连三洋压缩机有限公司，传承于松下压缩机（大连）有限公司，2022年12月6日正式更名为冰山松洋压缩机（大连）有限公司，即日起成为冰山冷热科技股份有限公司全资子公司。公司注册资本4.42亿元，占地面积7.52万平方米，员工1300余人。公司坐落于中国东部沿海重要经济枢纽城市——大连市。

近年来，通过智能制造和领先的品控战略，公司在商用空调、工业、车载、热泵、医用、冷冻冷藏等领域已发展成为全场景应用的综合压缩机制造商。

我们的愿景是成为世界一流的涡旋压缩机企业，以民生需求、社会发展为基础进行技术革新，以“创新和传播冷热技术，改善人类环境”为使命，把压缩机的每一处开发设计精益到细微、运用到极致。在新的环境中，冰山松洋压缩机（大连）有限公司将坚持“以客户为中心，以奋斗者为本，长期坚持艰苦奋斗”的经营理念，开放合作共赢，持续为客户和全社会创造价值。

Sonyo Compressor (Dalian) Co., Ltd. was founded in Sep. 1994 originated in Dalian Sanyo Compressor Co., Ltd. and inherited from Panasonic Appliances Compressor (Dalian) Co., Ltd. then changed to Sonyo Compressor (Dalian) Co., Ltd. on 6th Dec. 2022 which became a Wholly-owned subsidiaries of Dalian Refrigerating Machines Co., Ltd. The total investment is 442 million, covers an area of 75,200 square meters with employs more than 1,300 people. The company is located in Dalian, an important economic hub city in eastern coast of China.

Sonyo has developed into a comprehensive compressor manufacturer for panoramic applications in the fields of commercial air conditioning, industry refrigeration, EV bus, heat pump, medical treatment and other refrigeration solutions through intelligent manufacturing and leading quality control strategy in recent years.

We focus on becoming a world-class scroll compressor enterprise to proceed technological innovation based on the needs of people's life and social development. As a vision of "innovating and promoting refrigeration & heating technology, improving environment" to realize each detail and application of design on compressor approach to subtlety with extreme level. Sonyo Compressor (Dalian) Co., Ltd. will adhere to the business philosophy of "customer-centric, strivers based, long-term hard work", with win-win cooperation to keep creating value for customers and the whole society in the new environment.

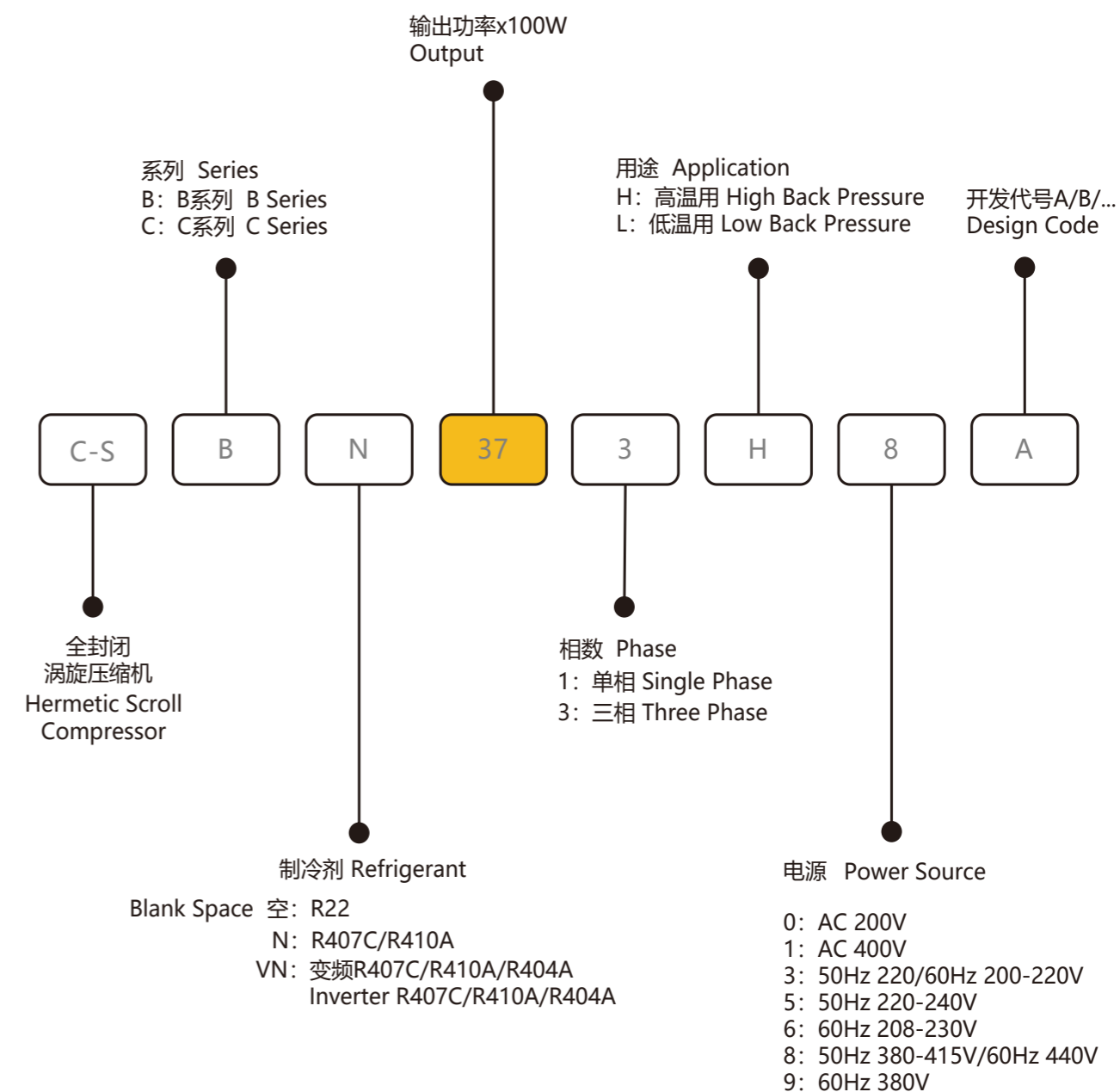


命名规则

Product Nomenclature

功率命名法

Power nomenclature

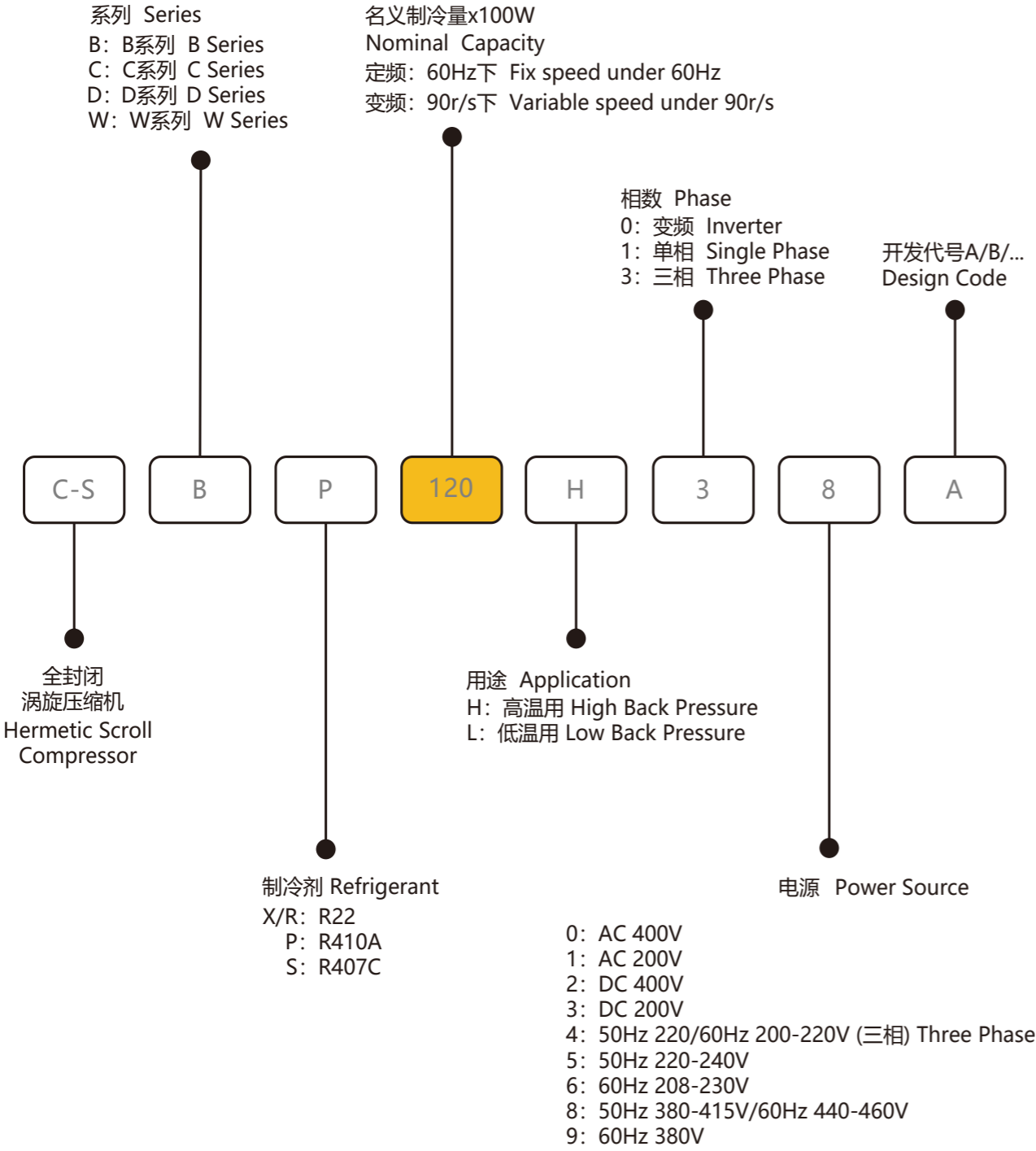


命名规则

Product Nomenclature

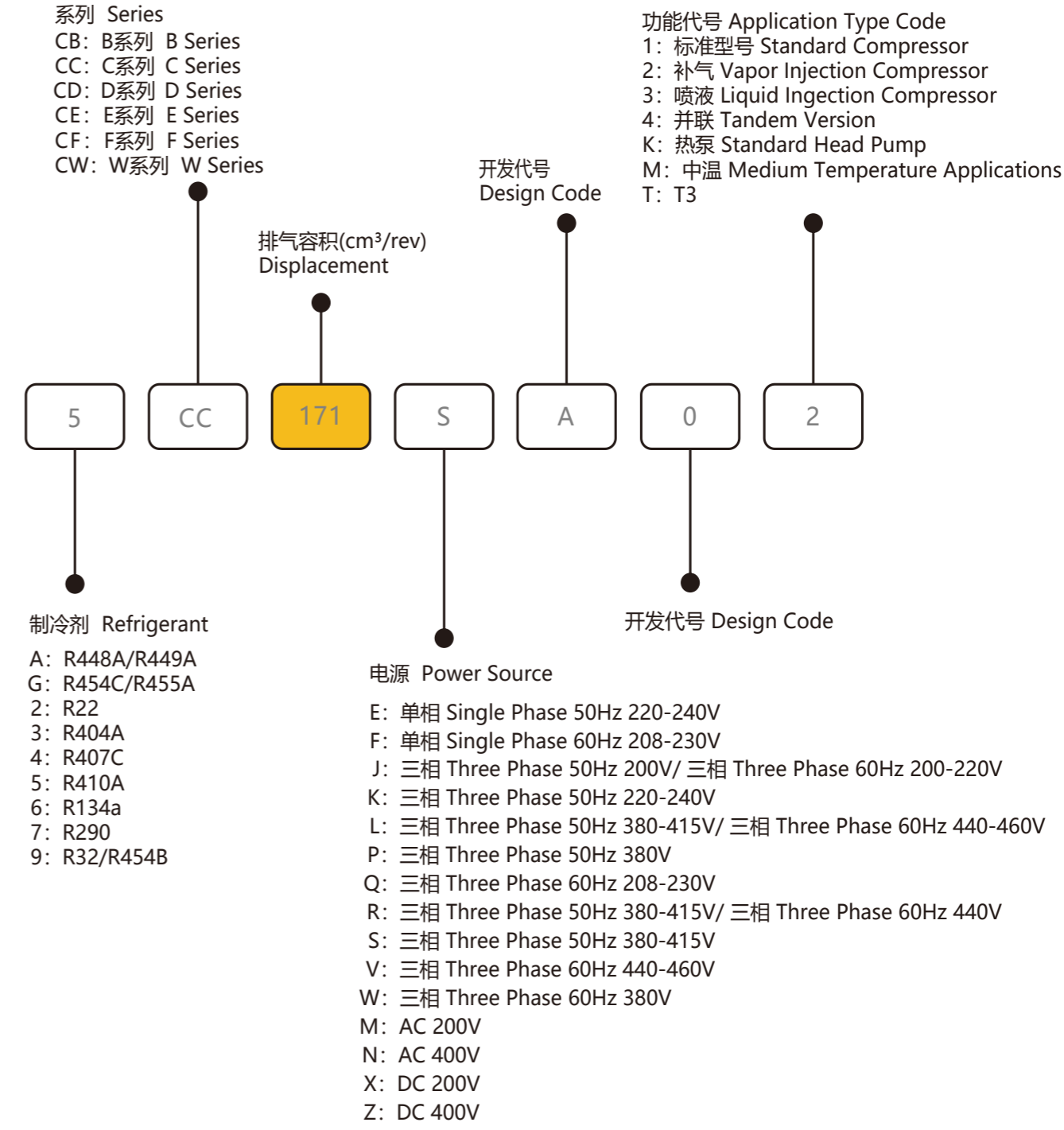
冷量命名法

Nomenclature of cooling capacity



排量命名法 1

Nomenclature of displacement 1

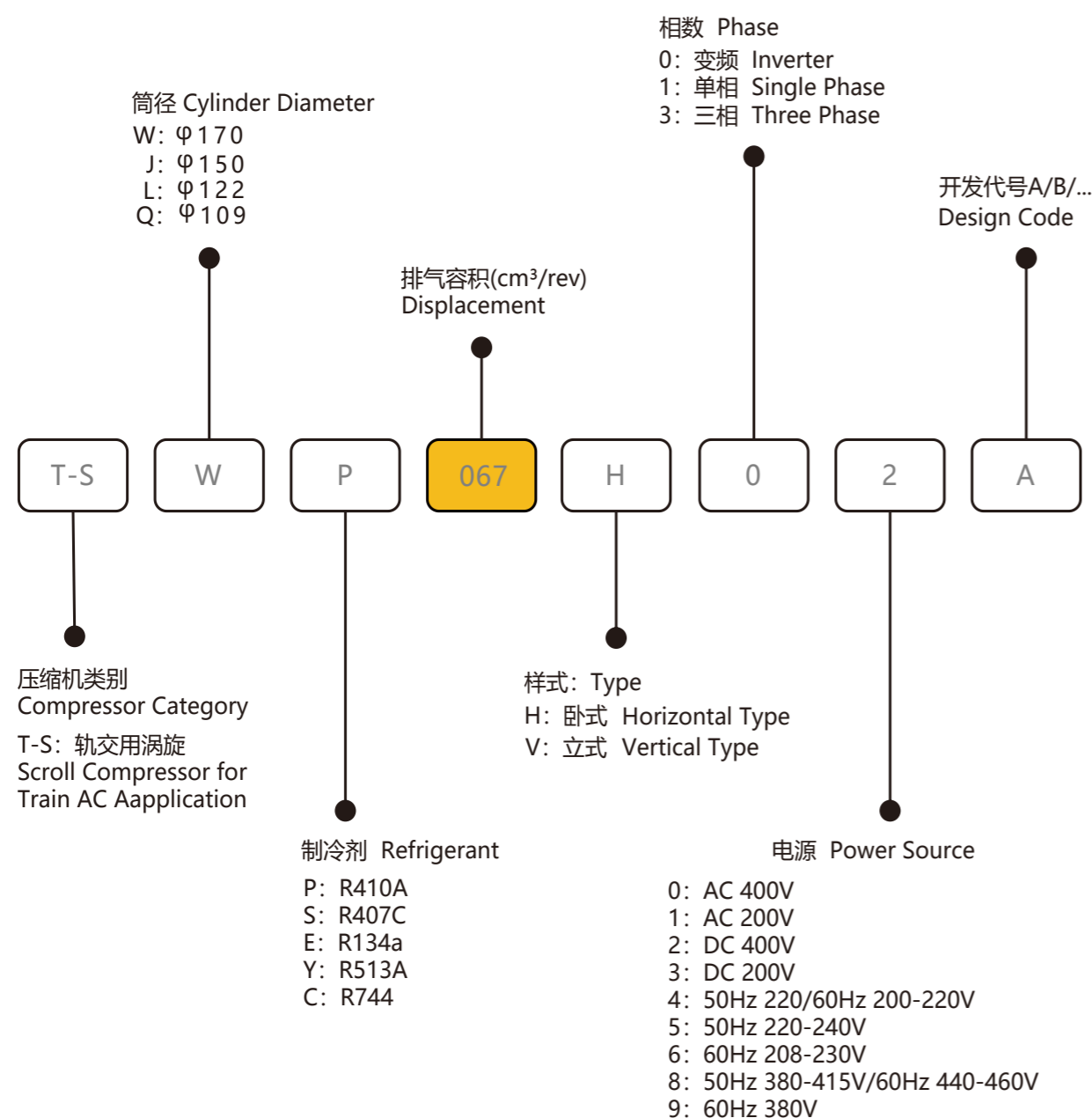


命名规则

Product Nomenclature

排量命名法 2

Nomenclature of displacement 2



工商业空调用

Air-Conditioning Application



产品特点
Product Characteristics

特点

- 适用于R410A/R407C/R22/R32等多种制冷剂。
- 依靠超精密加工及装配，获得更低运行噪音。
- 直接断电内部保护器，可靠保护电机。
- 采用PPS齿顶密封圈，密封动定涡旋齿顶间隙，提高能效。
- 机构简单、稳定可靠。

Features

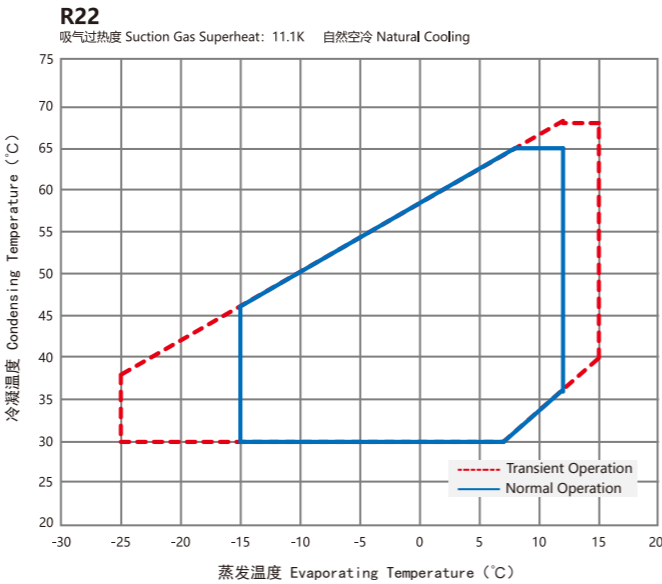
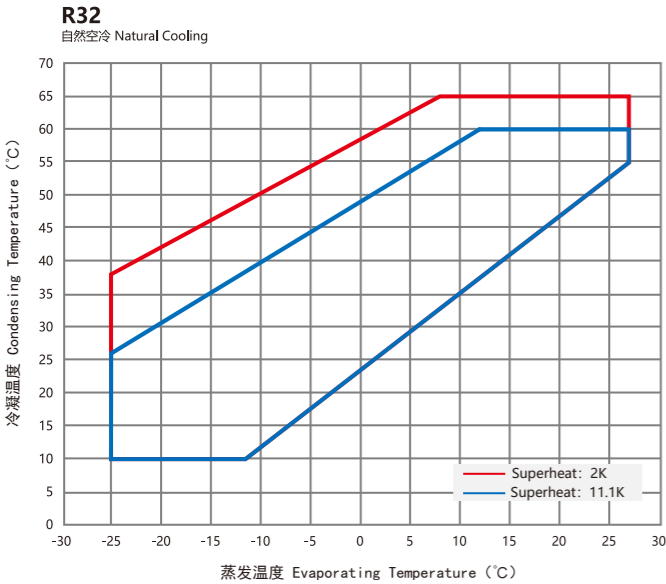
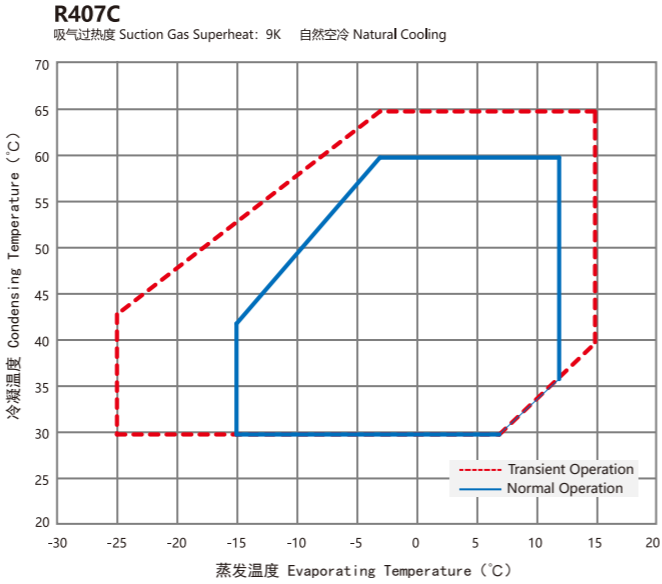
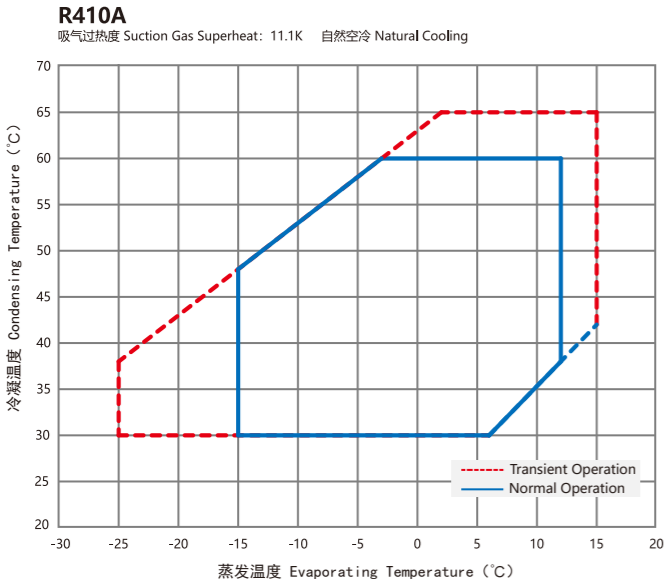
- Refrigerant R410A/R407C/R22/R32.
- Lower sound level by ultra-precision machining and assembly technologie.
- Direct power breakdown for motor protection.
- PPS tip seal , improve the sealing performance and efficiency.
- Simple structure , high reliability.

产品线
Product Line

制冷剂 Refrigerant	电源 Power	额定功率 Output (HP)																							
		3	4	5	6	7	8	9	10	11	12	13	14	15	16	17	18	19	20	21	22	23	24	25	
R410A	单相Single Phase	3.1-7HP																							
	三相Three Phase	3-7HP					8-15HP										18-25HP								
	DC Inverter	42.3-120cc																							
R407C	单相Single Phase	3.5-5.8HP																							
	三相Three Phase	3-7HP					7.7-12HP																		
R22	单相Single Phase	3.1-5.8HP																							
	三相Three Phase	3.1-7HP					7.7-12HP																		
R32/R454B	单相Single Phase	3.5-5.5HP																							
	三相Three Phase	3.5-7HP					8-15HP																		



运行范围
Operation Envelope



不同机型的运行范围稍有区别，详见规格书。
The operation envelope of different models is slightly different, please see the specifications.

基本参数
Basic Parameters

R410A

50Hz 380-415V/60Hz 440-460V

相 Phase	额定功率 Out Put	排气量 Displacement	压缩机型号 Compressor Model	50Hz				60Hz				外观图代号 Outline Graph Code	备注 Remark
	HP	cm³/rev		制冷量	Capacity	COP		制冷量	Capacity	COP			
				kW	kBTU/h	W/W	BTU/Wh	kW	kBTU/h	W/W	BTU/Wh		
3	3.5	40	C-SBP120H38A	10.0	34.1	2.86	9.8	12.2	41.7	2.94	10.0	A	Single
			C-SBP120H38B	10.0	34.1	2.86	9.8	12.2	41.7	2.94	10.0	At	Tandem
			C-SBN303H8D	9.80	33.5	2.68	9.2	12.2	41.7	2.87	9.8	A	Single
			C-SBN303H8H	9.80	33.5	2.68	9.2	12.2	41.7	2.87	9.8	At	Tandem
	3.7	42	C-SBP130H38A	10.9	37.2	2.91	9.9	13.3	45.4	3.02	10.3	A	Single
			C-SBP130H38B	10.9	37.2	2.91	9.9	13.3	45.4	3.02	10.3	At	Tandem
	4	46	C-SBP140H38A	11.7	39.9	2.93	10.0	14.3	48.8	3.01	10.3	A	Single
			C-SBP140H38B	11.7	39.9	2.93	10.0	14.3	48.8	3.01	10.3	At	Tandem
	4.6	52	C-SBP160H38C	13.2	45.0	3.07	10.5	16.0	54.6	3.08	10.5	A	Single
			C-SBN353H8D	13.0	44.4	2.80	9.6	16.2	55.3	2.97	10.1	A	Single
			C-SBN353H8H	13.0	44.4	2.80	9.6	16.2	55.3	2.97	10.1	At	Tandem
			C-SBP160H38A	13.2	45.1	2.87	9.8	16.2	55.3	2.98	10.2	A	Single
			C-SBP160H38B	13.2	45.1	2.87	9.8	16.2	55.3	2.98	10.2	At	Tandem
			C-SBN373H8D	14.1	48.1	2.97	10.1	17.1	58.4	3.05	10.4	A	Single
	5	56	C-SBN373H8H	14.1	48.1	2.97	10.1	17.1	58.4	3.05	10.4	At	Tandem
			C-SBP170H38A	14.2	48.5	2.99	10.2	17.3	59.1	3.04	10.4	A	Single
			C-SBP170H38B	14.2	48.5	2.99	10.2	17.3	59.1	3.04	10.4	At	Tandem
			C-SDP180H38B	14.5	49.5	3.02	10.3	-	-	-	-	Rt	Tandem
			5.5	60	C-SBP185H38A	15.2	51.9	2.92	10.0	18.7	63.8	3.07	10.5
	6	67	C-SBN453H8D	16.4	56.0	2.85	9.7	20.3	69.3	3.01	10.3	A	Single
			C-SBN453H8H	16.4	56.0	2.85	9.7	20.3	69.3	3.01	10.3	At	Tandem
			C-SBP205H38A	16.8	57.4	3.00	10.2	20.6	70.3	3.10	10.6	A	Single
			C-SBP205H38B	16.8	57.4	3.00	10.2	20.6	70.3	3.10	10.6	At	Tandem
			C-SDP205H38B	16.9	57.7	2.91	10.0	-	-	-	-	Qt	Tandem
	6.8	76	C-SBP235H38A	19.9	67.9	3.04	10.4	24.2	82.6	3.12	10.6	A	Single
			C-SBP235H38B	19.9	67.9	3.04	10.4	24.2	82.6	3.12	10.6	At	Tandem
	7	77	C-SBN523H8D	19.2	65.6	2.84	9.7	-	-	-	-	A	Single
			C-SBN523H8H	19.2	65.6	2.84	9.7	-	-	-	-	At	Tandem
			C-SDP225H38B	18.6	63.5	2.91	10.0	-	-	-	-	Qt	Tandem
	8	89	C-SCP270H38A	22.8	77.8	3.14	10.7	27.6	94.2	3.15	10.8	E	Single
			C-SCP270H38B	22.8	77.8	3.14	10.7	27.6	94.2	3.15	10.8	Et	Tandem
	10	104	C-SCP315H38A	26.4	90.1	3.16	10.8	31.9	108.8	3.16	10.8	E	Single
C-SCP315H38B			26.4	90.1	3.16	10.8	31.9	108.8	3.16	10.8	Et	Tandem	
C-SCP315H38M			27.1	92.5	3.15	10.8	-	-	-	-	-	Single	
11	120	C-SCP360H38A	30.3	103.4	3.14	10.7	-	-	-	-	E	Single	
		C-SCP360H38B	30.3	103.4	3.14	10.7	36.6	124.9	3.16	10.8	Et	Tandem	
		C-SCP360H38M	31.5	107.5	3.21	11.0	-	-	-	-	-	Single	
12	128	C-SCP400H38M	33.0	112.6	3.20	10.9	-	-	-	-	-	Single	
	132	C-SCP400H38A	32.8	111.9	3.01	10.3	-	-	-	-	E	Single	
		C-SCP400H38B	32.8	112.6	3.01	10.3	-	-	-	-	Et	Tandem	
12.5	141	C-SCP420H38M	36.1	123.2	3.22	11.0	-	-	-	-	-	Single	
13	149	C-SCP435H38B	37.6	128.4	3.11	10.7	-	-	-	-	Ft	Tandem	
15	171	C-SCP510H38B	43.9	149.9	3.18	10.9	-	-	-	-	Lt	Tandem	
18	208	5CF208SA01	57.5	196.2	3.28	11.2	-	-	-	-	-	Single	
20	227	5CF227SA01	63.0	215.1	3.32	11.4	-	-	-	-	-	Single	
25	277	5CF277SA01	74.1	253.0	3.32	11.4	-	-	-	-	-	Single	

测试条件: 冷凝温度54.4℃, 蒸发温度7.2℃, 过冷度8.3K, 过热度11.1K
Rating Condition: Condensing Temperature54.4℃, Evaporating Temperature7.2℃, Sub Cooling8.3K, Superheat11.1K
备注Remark: Single表示单机机型; Tandem表示并联机型

基本参数
Basic Parameters

R410A

60Hz 208-230V/230V

相 Phase	额定功率 Out Put	排气量 Displacement	压缩机型号 Compressor Model	60Hz				外观图代号 Outline Graph Code	备注 Remark
				制冷量 Capacity		COP			
	HP	cm³/rev		kW	kBTU/h	W/W	BTU/Wh		
1	3.1	35	C-SBP105H16A	10.5	35.8	2.76	9.4	A	Single
	3.5	40	C-SBP120H16A	12.1	41.3	2.81	9.6	A	Single
	3.7	42	C-SBP130H16A	13.2	45.1	2.87	9.8	A	Single
	4	46	C-SBP140H16A	14.3	48.8	2.90	9.9	A	Single
	4.6	52	C-SBP160H16A	15.8	53.9	2.80	9.6	A	Single
	5	56	C-SBP170H16Y	16.9	57.7	2.83	9.7	J	Single *
	6	67	C-SBP205H16Y	20.3	69.3	2.85	9.7	J	Single *
	7	77	C-SBP230H16Y	23.3	79.6	2.85	9.7	J	Single *
3	3.5	40	C-SBP120H36A	12.2	41.7	2.80	9.6	A	Single
			C-SBP120H36B	12.2	41.7	2.80	9.6	At	Tandem
	3.7	42	C-SBP130H36A	13.4	45.7	2.98	10.2	A	Single
	4	46	C-SBP140H36A	14.2	48.5	2.90	9.9	A	Single
			C-SBP140H36B	14.2	48.5	2.90	9.9	At	Tandem
	4.6	52	C-SBP160H36A	16.1	55.0	2.93	10.0	A	Single
			C-SBP160H36B	16.1	55.0	2.93	10.0	At	Tandem
	5	56	C-SBP170H36A	17.4	59.4	3.05	10.4	A	Single
			C-SBP170H36B	17.4	59.4	3.05	10.4	At	Tandem
			C-SDP180H36B	17.6	60.0	3.03	10.4	Rt	Tandem
	5.5	60	C-SBP185H36A	18.6	63.5	3.02	10.3	A	Single
	6	67	C-SBP205H36A	20.5	70.0	3.05	10.4	A	Single
			C-SBP205H36B	20.5	70.0	3.05	10.4	At	Tandem
			C-SDP205H36B	21.3	72.6	3.04	10.4	Qt	Tandem
	7	77	C-SBP235H36A	24.0	81.9	3.00	10.2	A	Single
			C-SBP235H36B	24.0	81.9	3.00	10.2	At	Tandem
			C-SDP225H36B	23.1	78.8	2.91	10.0	Qt	Tandem
	8	89	C-SCP270H36A	27.7	94.5	3.07	10.5	P	Single
	10	104	C-SCP315H36A	32.2	109.9	3.13	10.7	N	Single
			C-SCP315H36B	32.2	109.9	3.13	10.7	Nt	Tandem
	11	120	C-SCP360H36A	36.6	124.9	3.13	10.7	N	Single
			C-SCP360H36B	36.6	124.9	3.13	10.7	Nt	Tandem
	12	132	C-SCP400H36A	40.3	137.5	3.08	10.6	N	Single
			5CC132QA04	41.6	141.9	3.08	10.6	Nt	Tandem

注： “ * ” 代表泳池专用机型（冷凝温度最高60℃） SPA Models （condensing temp.max 60℃）

测试条件： 冷凝温度54.4℃， 蒸发温度7.2℃， 过冷度8.3K， 过热度11.1K
Rating Condition: Condensing Temperature54.4℃， Evaporating Temperature7.2℃， Sub Cooling8.3K， Superheat11.1K
备注Remark: Single表示单机机型； Tandem表示并联机型

基本参数
Basic Parameters

R410A

50Hz 220-240V

相 Phase	额定功率 Out Put	排气量 Displacement	压缩机型号 Compressor Model	50Hz				外观图代号 Outline Graph Code	备注 Remark
				制冷量 Capacity		COP			
	HP	cm³/rev		kW	kBTU/h	W/W	BTU/Wh		
1	3.5	40	C-SBP120H15A	9.80	33.5	2.80	9.6	A	Single
	4	46	C-SBP140H15A	11.6	39.6	2.85	9.7	A	Single
	4.6	52	C-SBP160H15A	13.0	44.4	2.80	9.6	A	Single
	5.5	60	C-SBP185H15A	15.1	51.6	2.82	9.6	A	Single

60Hz 380V

相 Phase	额定功率 Out Put	排气量 Displacement	压缩机型号 Compressor Model	60Hz				外观图代号 Outline Graph Code	备注 Remark
	HP	cm³/rev		制冷量 Capacity		COP			
				kW	kBTU/h	W/W	BTU/Wh		
3	3	34	C-SBP105H39A	10.2	34.8	2.87	9.8	A	Single
	3.5	40	C-SBP120H39A	12.3	42.0	2.96	10.1	A	Single
			C-SBP120H39B	11.8	40.3	2.80	9.6	Jt	Tandem
	3.7	42	C-SBP130H39A	13.2	45.0	2.90	9.9	A	Single
	4	46	C-SBP140H39A	14.1	48.1	2.97	10.1	A	Single
			C-SBP140H39B	13.9	47.4	2.84	9.7	Jt	Tandem
	4.6	52	C-SBP160H39A	15.8	53.9	2.90	9.9	A	Single
			C-SBP160H39B	15.8	53.9	2.90	9.9	Jt	Tandem
	5	56	C-SBP170H39A	16.9	57.7	2.96	10.1	A	Single
			C-SDP180H39B	17.7	60.4	3.05	10.4	Rt	Tandem
	5.5	60	C-SBP185H39A	18.6	63.5	3.10	10.6	A	Single
	6	67	C-SBP205H39A	19.9	67.9	2.99	10.2	A	Single
			C-SBP205H39B	19.9	67.9	3.00	10.2	Jt	Tandem
			C-SDP205H39B	21.0	71.6	3.02	10.3	Qt	Tandem
	7	77	C-SBP235H39B	23.9	81.6	3.03	10.3	Jt	Tandem
			C-SDP225H39B	22.8	77.7	2.98	10.2	Qt	Tandem
	8	89	C-SCP270H39A	27.6	94.2	3.14	10.7	P	Single
			C-SCP270H39B	27.6	94.2	3.14	10.7	Pt	Tandem
	10	104	C-SCP315H39A	32.3	110.2	3.17	10.8	N	Single
			C-SCP315H39B	32.3	110.2	3.17	10.8	Nt	Tandem
	11	120	C-SCP360H39A	36.8	125.6	3.15	10.7	N	Single
			C-SCP360H39B	36.8	125.6	3.15	10.7	Nt	Tandem
	12	132	C-SCP400H39A	41.7	142.2	3.16	10.8	N	Single
	13	149	C-SCP435H39B	45.3	154.5	3.10	10.6	Ft	Tandem
	15	171	C-SCP510H39B	52.0	177.3	3.11	10.6	Lt	Tandem

测试条件： 冷凝温度54.4℃， 蒸发温度7.2℃， 过冷度8.3K， 过热度11.1K
Rating Condition: Condensing Temperature54.4℃， Evaporating Temperature7.2℃， Sub Cooling8.3K， Superheat11.1K
备注Remark: Single表示单机机型； Tandem表示并联机型

基本参数
Basic Parameters

R410A

DC Inverter 380V

压缩机型号 Compressor Model	排气量 Displacement	转速范围 Revolution Range	60 r/s				外观图代号 Outline Graph Code	备注 Remarks
			制冷量 Capacity		COP			
	cm³/rev	r/s	kW	kBTU/h	W/W	BTU/Wh		
C-SDP205H02B	42	30-90	13.6	46.4	3.20	10.9	St	Tandem
C-SDP067H02A	67	15-120	22.3	76.1	3.30	11.3	Wt	Tandem
C-SDVN543H0A	81	15-120	26.7	91.2	3.36	11.3	Wt	Tandem
5CD120ZA11	120	20-120	40.0	136.5	3.31	11.3	-	Single

DC Inverter 220V

压缩机型号 Compressor Model	排气量 Displacement	转速范围 Revolution Range	60 r/s				外观图代号 Outline Graph Code	备注 Remarks
			制冷量 Capacity		COP			
	cm³/rev	r/s	kW	kBTU/h	W/W	BTU/Wh		
C-SDP205H03B	42	30-90	13.7	46.7	3.22	11.0	St	Tandem

测试条件: 冷凝温度54.4℃, 蒸发温度7.2℃, 过冷度8.3K, 过热度11.1K
Rating Condition: Condensing Temperature54.4℃, Evaporating Temperature7.2℃, Sub Cooling8.3K, Superheat11.1K
备注Remark: Single表示单机机型; Tandem表示并联机型

基本参数
Basic Parameters

R407C

50Hz 380-415V / 60Hz 440-460V

相 Phase	额定功率 Out Put	排气量 Displacement	压缩机型号 Compressor Model	50Hz				60Hz				外观图代号 Outline Graph Code	备注 Remark
				制冷量 Capacity		COP		制冷量 Capacity		COP			
	HP	cm³/rev		kW	kBTU/h	W/W	BTU/Wh	kW	kBTU/h	W/W	BTU/Wh		
3	3.5	56	C-SBS120H38A	10.0	34.1	3.13	10.7	12.0	41.0	3.16	10.8	A	Single
			C-SBN263H8A	9.60	32.8	2.87	9.8	11.8	40.3	2.87	9.8	B	Single
	4	67	C-SBS145H38A	12.0	41.0	3.16	10.8	14.4	49.2	3.18	10.9	A	Single
			C-SBN303H8A	11.6	39.6	3.05	10.4	14.6	49.8	3.17	10.8	A	Single
			C-SBN303H8G	11.6	39.6	3.05	10.4	14.6	49.8	3.17	10.8	At	Tandem
			C-SBS150H38C	12.8	43.7	3.16	10.8	15.5	52.9	3.18	10.9	A	Single
	4.4	73	C-SBS160H38A	13.0	44.4	3.13	10.7	15.7	53.6	3.16	10.8	A	Single
	4.5	76	C-SBS165H38C	13.6	46.4	3.08	10.5	16.4	56.0	3.10	10.6	A	Single
	4.6	77	C-SBN353H8A	13.4	45.8	2.91	9.9	16.5	56.3	2.95	10.1	A	Single
			C-SBN353H8G	13.4	45.8	2.91	9.9	16.5	56.3	2.95	10.1	At	Tandem
	5	83	C-SBN373H8A	14.5	49.5	2.93	10.0	17.8	60.8	2.99	10.2	A	Single
			C-SBN373H8G	14.5	49.5	2.93	10.0	17.8	60.8	2.99	10.2	At	Tandem
		84	C-SBS180H38C	14.7	50.2	3.08	10.5	17.6	60.1	3.10	10.6	A	Single
	5.5	91	C-SBS195H38A	16.2	55.3	3.10	10.6	19.5	66.6	3.13	10.7	A	Single
	6	100	C-SBN453H8A	17.6	60.1	3.03	10.3	21.3	72.7	3.04	10.4	A	Single
			C-SBN453H8G	17.6	60.1	3.03	10.3	21.3	72.7	3.04	10.4	At	Tandem
			C-SBS215H38P	17.6	60.1	3.03	10.3	21.3	72.7	3.04	10.4	A	Single
	7	110	C-SBS235H38A	19.5	66.6	3.10	10.6	23.4	79.9	3.10	10.6	A	Single
			C-SBS235H38B	19.5	66.6	3.10	10.6	23.4	79.9	3.10	10.6	At	Tandem
	7.7	132	C-SCN583H8H	23.6	80.6	3.13	10.7	28.0	95.6	3.03	10.3	D	Single
			C-SCN583H8K	23.6	80.6	3.13	10.7	28.0	95.6	3.03	10.3	Dt	Tandem
	8	137	C-SCN603H8H	24.5	83.6	3.16	10.8	29.1	99.4	3.08	10.5	D	Single
			C-SCN603H8K	24.5	83.6	3.16	10.8	29.1	99.4	3.08	10.5	Dt	Tandem
C-SCN603H8T			24.5	83.6	3.16	10.8	29.1	99.4	3.08	10.5	Gt	Tandem	
9	149	C-SCN673H8H	26.5	90.5	3.29	11.3	32.0	109.3	3.27	11.2	D	Single	
		C-SCN673H8K	26.5	90.5	3.29	11.3	32.0	109.3	3.27	11.2	Dt	Tandem	
10	171	C-SCN753H8H	29.9	102.1	3.20	10.9	35.9	122.6	3.12	10.7	E	Single	
		C-SCN753H8K	29.9	102.1	3.20	10.9	35.9	122.6	3.12	10.7	Et	Tandem	
		C-SCN753H8T	29.9	102.1	3.20	10.9	35.9	122.6	3.12	10.7	Ht	Tandem	
12	205	C-SCN903H8H	34.9	119.2	3.09	10.5	-	-	-	-	E	Single	
		C-SCN903H8K	34.9	119.2	3.09	10.5	-	-	-	-	Et	Tandem	
		C-SCN903H8T	34.9	119.2	3.09	10.5	-	-	-	-	Ht	Tandem	

注: “ T3 ” 代表应用于T3工况 For T3 Condition

测试条件: 冷凝温度54.4℃, 蒸发温度7.2℃, 过冷度8.3K, 过热度11.1K
Rating Condition: Condensing Temperature54.4℃, Evaporating Temperature7.2℃, Sub Cooling8.3K, Superheat11.1K
备注Remark: Single表示单机机型; Tandem表示并联机型

基本参数
Basic Parameters

R407C

60Hz 208-230V /230V

相 Phase	额定功率 Out Put	排气量 Displacement	压缩机型号 Compressor Model	60Hz				外观图代号 Outline Graph Code	备注 Remark
				制冷量 Capacity		COP			
	HP	cm³/rev		kW	kBTU/h	W/W	BTU/Wh		
3	3.1	52	C-SBN263H6C	11.1	37.9	2.81	9.6	A	Single
	3.5	56	C-SBN263H6B	12.0	41.0	2.85	9.7	A	Single
	4	67	C-SBN303H6A	14.4	49.2	3.06	10.4	A	Single
			C-SBN303H6G	14.2	48.5	3.02	10.3	At	Tandem
	4.6	77	C-SBN353H6B	16.8	57.4	3.00	10.2	A	Single
	5	83	C-SBN373H6A	18.0	61.5	3.08	10.5	A	Single
	6	100	C-SBN453H6A	21.5	73.4	3.05	10.4	A	Single
	8	137	C-SCN603H6K	29.9	101.0	3.10	10.6	Dt	Tandem
	10	171	C-SCN753H6K	38.1	130.1	3.23	11.0	Et	Tandem

50Hz 220-240V

相 Phase	额定功率 Out Put	排气量 Displacement	压缩机型号 Compressor Model	50Hz				外观图代号 Outline Graph Code	备注 Remark
	HP	cm³/rev		制冷量 Capacity		COP			
				kW	kBTU/h	W/W	BTU/Wh		
1	3.5	56	C-SBS120H15A	9.70	33.1	2.85	9.7	A	Single
	4	67	C-SBS145H15A	11.8	40.3	2.95	10.1	A	Single
	4.6	77	C-SBS165H15A	13.7	46.8	2.85	9.7	A	Single
	5	83	C-SBS180H15A	14.5	49.5	2.91	9.9	A	Single
	5.8	93	C-SBS200H15H	16.4	56.0	2.95	10.1	J	Single
3	3.5	56	C-SBN263H5A	9.85	33.6	2.94	10.0	A	Single
	4	67	C-SBN303H5A	11.5	39.3	2.99	10.2	A	Single
	5	83	C-SBN373H5A	14.7	50.2	2.91	9.9	A	Single
	6	100	C-SBN453H5A	17.7	60.4	3.00	10.2	A	Single
	7.7	132	C-SCN583H5H	23.7	80.9	3.14	10.7	D	Single
	8	137	C-SCN603H5H	24.2	82.6	3.14	10.7	D	Single
	10	171	C-SCN753H5H	29.9	102.1	3.18	10.9	E	Single
	12	205	C-SCN903H5H	34.8	118.8	3.08	10.5	E	Single

测试条件: 冷凝温度54.4℃, 蒸发温度7.2℃, 过冷度8.3K, 过热度9K
Rating Condition: Condensing Temperature54.4℃, Evaporating Temperature7.2℃, Sub Cooling8.3K, Superheat9K
备注Remark: Single表示单机机型; Tandem表示并联机型

基本参数
Basic Parameters

R407C

60Hz 380V

相 Phase	额定功率 Out Put	排气量 Displacement	压缩机型号 Compressor Model	60Hz				外观图代号 Outline Graph Code	备注 Remark
				制冷量 Capacity		COP			
	HP	cm³/rev		kW	kBTU/h	W/W	BTU/Wh		
3	3.1	52	C-SBN263H9C	11.0	37.6	2.75	9.4	A	Single
	3.5	56	C-SBN263H9A	11.7	39.9	2.85	9.7	A	Single
	4	67	C-SBN303H9A	14.2	48.5	3.05	10.4	A	Single
	4.6	77	C-SBN353H9A	16.5	56.3	2.97	10.1	A	Single
	5	83	C-SBN373H9A	18.0	61.5	3.05	10.4	A	Single
	6	100	C-SBN453H9A	21.0	71.7	2.98	10.2	A	Single
	8	137	C-SCN603H9H	29.6	101.0	3.13	10.7	D	Single
			C-SCN603H9T	29.7	101.4	3.03	10.3	Gt	Tandem
	10	171	C-SCN753H9H	36.6	124.9	3.24	11.1	E	Single
			C-SCN753H9T	37.7	128.7	3.17	10.8	Ht	Tandem
	12	205	C-SCN903H9H	42.9	146.4	3.15	10.7	E	Single
			C-SCN903H9T	43.8	149.5	3.15	10.8	Ht	Tandem

测试条件: 冷凝温度54.4℃, 蒸发温度7.2℃, 过冷度8.3K, 过热度9K
Rating Condition: Condensing Temperature54.4℃, Evaporating Temperature7.2℃, Sub Cooling8.3K, Superheat9K
备注Remark: Single表示单机机型; Tandem表示并联机型

基本参数
Basic Parameters

R32

50Hz 220-240V

相 Phase	额定功率 Out Put	排气量 Displacement	压缩机型号 Compressor Model	50Hz				外观图代号 Outline Graph Code	备注 Remark
				制冷量 Capacity		COP			
	HP	cm³/rev		kW	kBTU/h	W/W	BTU/Wh		
1	3.5	40	9CB039EA01	10.5	35.8	2.70	9.21	A	Single
	4.6	52	9CB052EA01	13.6	46.4	2.72	9.28	A	Single
	5.5	60	9CB060EA01	15.9	54.2	2.72	9.28	A	Single

50Hz 380-415V

相 Phase	额定功率 Out Put	排气量 Displacement	压缩机型号 Compressor Model	50Hz				外观图代号 Outline Graph Code	备注 Remark
				制冷量 Capacity		COP			
	HP	cm³/rev		kW	kBTU/h	W/W	BTU/Wh		
3	3.5	40	9CB039SA04	10.3	35.1	2.71	9.24	At	Tandem
	4	46	9CB046SA01	12.2	41.6	2.80	9.55	A	Single
			9CB046SA04	12.2	41.6	2.80	9.55	At	Tandem
	4.6	52	9CB051SA04	13.6	46.4	2.80	9.55	At	Tandem
	5.5	60	9CB060SA04	15.9	54.2	2.86	9.75	At	Tandem
	6	67	9CB067SA01	17.2	58.7	2.75	9.38	A	Single
			9CB067SA04	17.5	59.7	2.82	9.62	At	Tandem
		69	9CE069SA04	19.0	64.8	3.01	10.26	At	Tandem
	7	76	9CB076SA04	20.9	71.3	2.94	10.03	At	Tandem

" * ": 适用于R32/R454B制冷剂 For R32/R454B Refrigerant

测试条件: 冷凝温度54.5℃, 蒸发温度7.0℃, 过冷度8.5K, 过热度11.5K
Rating Condition: Condensing Temperature54.5℃, Evaporating Temperature7.0℃, Sub Cooling8.5K, Superheat11.5K
备注Remark: Single表示单机机型; Tandem表示并联机型

基本参数
Basic Parameters

R22

50Hz 380-415V / 60Hz 440-460V

相 Phase	额定功率 Out Put	排气量 Displacement	压缩机型号 Compressor Model	50Hz				60Hz				外观图代号 Outline Graph Code	备注 Remark
	HP	cm³/rev		制冷量 Capacity		COP		制冷量 Capacity		COP			
				kW	kBTU/h	W/W	BTU/Wh	kW	kBTU/h	W/W	BTU/Wh		
3	3.1	52	C-SB263H8B	9.15	31.2	3.10	10.6	11.2	38.2	3.20	10.9	B	Single
			C-SB263H8C	9.15	31.2	3.10	10.6	11.2	38.2	3.20	10.9	A	Single
	3.5	56	C-SB263H8A	9.60	32.8	3.10	10.6	11.8	40.3	3.19	10.9	B	Single
			C-SBX120H38A	10.0	34.1	3.35	11.4	12.0	41.0	3.38	11.5	A	Single
	4	67	C-SB303H8A	11.8	40.3	3.23	11.0	14.4	49.2	3.27	11.2	A	Single
			C-SB303H8G	11.8	40.3	3.23	11.0	14.4	49.2	3.27	11.2	At	Tandem
			C-SBX145H38A	12.0	41.0	3.40	11.6	14.6	49.8	3.42	11.7	A	Single
	4.2	71	C-SBX150H38C	12.8	43.7	3.50	11.9	15.6	53.3	3.50	11.9	A	Single
			C-SBX150H38A	12.8	43.7	3.40	11.6	15.5	52.9	3.42	11.7	A	Single
	4.4	73	C-SBX160H38A	13.1	44.7	3.40	11.6	15.8	53.9	3.42	11.7	A	Single
	4.5	76	C-SBX165H38A	13.5	46.1	3.33	11.4	16.3	55.7	3.33	11.4	A	Single
			C-SBX165H38B	13.5	46.1	3.33	11.4	16.3	55.7	3.33	11.4	At	Tandem
			C-SBX165H38C	13.6	46.4	3.32	11.3	16.5	56.3	3.33	11.4	A	Single
	4.6	77	C-SB353H8A	13.5	46.1	3.18	10.9	16.7	57.0	3.28	11.2	A	Single
			C-SB353H8G	13.5	46.1	3.18	10.9	16.7	57.0	3.28	11.2	At	Tandem
	4.9	81	C-SBX180H38A	14.3	48.8	3.33	11.4	17.3	59.1	3.33	11.4	A	Single
			C-SBX180H38B	14.3	48.8	3.33	11.4	17.3	59.1	3.33	11.4	At	Tandem
	5	83	C-SB373H8A	14.5	49.5	3.19	10.9	17.9	61.1	3.23	11.0	A	Single
			C-SB373H8G	14.5	49.5	3.19	10.9	17.9	61.1	3.23	11.0	At	Tandem
		84	C-SBX180H38C	14.7	50.2	3.30	11.3	17.8	60.8	3.30	11.3	A	Single
			C-SBX180H38D	14.7	50.2	3.30	11.3	17.8	60.8	3.30	11.3	At	Tandem
	5.2	86	C-SB373H8F	15.0	51.2	3.19	10.9	18.4	62.8	3.20	10.9	A	Single
	5.5	91	C-SBX195H38A	16.3	55.7	3.33	11.4	19.8	67.6	3.38	11.5	A	Single
			C-SBR195H38A	16.0	54.6	3.20	10.9	19.4	66.2	3.23	11.0	A	Single
	6	100	C-SBX215H38P	17.7	60.4	3.33	11.4	21.5	73.4	3.33	11.4	A	Single
			C-SB453H8A	17.7	60.4	3.26	11.1	21.5	73.4	3.24	11.1	A	Single
			C-SB453H8G	17.7	60.4	3.26	11.1	21.5	73.4	3.24	11.1	At	Tandem
	7	110	C-SBR235H38A	19.2	65.6	3.20	10.9	23.2	79.2	3.27	11.2	A	Single
			C-SBR235H38B	19.2	65.6	3.20	10.9	23.2	79.2	3.27	11.2	At	Tandem
	7.7	132	C-SC583H8H	23.6	80.6	3.30	11.3	28.5	97.3	3.26	11.1	D	Single
C-SC583H8K			23.6	80.6	3.30	11.3	28.5	97.3	3.26	11.1	Dt	Tandem	
8	137	C-SC603H8H	24.5	83.6	3.31	11.3	29.6	101.1	3.29	11.2	D	Single	
		C-SC603H8K	24.5	83.6	3.31	11.3	29.6	101.1	3.29	11.2	Dt	Tandem	
9	149	C-SC673H8H	26.5	90.5	3.29	11.2	32.0	109.3	3.27	11.2	D	Single	
		C-SC673H8K	26.5	90.5	3.29	11.2	32.0	109.3	3.27	11.2	Dt	Tandem	
10	171	C-SC753H8H	30.6	104.5	3.38	11.5	36.9	126.0	3.32	11.3	E	Single	
		C-SC753H8K	30.6	104.5	3.38	11.5	36.9	126.0	3.32	11.3	Et	Tandem	
		C-SC753H8T	30.6	104.5	3.38	11.5	36.9	126.0	3.32	11.3	Ht	Tandem	
11.4	195	C-SCX435H38B	36.1	123.2	3.47	11.8	-	-	-	-	M	Single	
11.6	199	C-SC863H8H	35.2	120.2	3.32	11.3	-	-	-	-	E	Single	
12	205	C-SC903H8H	36.1	123.3	3.31	11.3	-	-	-	-	E	Single	
		C-SC903H8K	36.1	123.3	3.31	11.3	-	-	-	-	Et	Tandem	
		C-SC903H8T	36.1	123.3	3.31	11.3	-	-	-	-	Ht	Tandem	

测试条件: 冷凝温度54.4℃, 蒸发温度7.2℃, 过冷度8.3K, 过热度11.1K
Rating Condition: Condensing Temperature54.4℃, Evaporating Temperature7.2℃, Sub Cooling8.3K, Superheat11.1K
备注Remark: Single表示单机机型; Tandem表示并联机型

基本参数
Basic Parameters

R22

60Hz 208-230V

相 Phase	额定功率 Out Put	排气量 Displacement	压缩机型号 Compressor Model	60Hz				外观图代号 Outline Graph Code	备注 Remark
	HP	cm³/rev		制冷量 Capacity		COP			
				kW	kBTU/h	W/W	BTU/Wh		
1	3.5	56	C-SBR120H16A	12.1	41.3	3.23	11.0	A	Single
			C-SBR120H16P	11.9	40.6	3.09	10.5	A	Single
	4	67	C-SBR145H16A	14.5	49.5	3.26	11.1	A	Single
	4.6	77	C-SBR165H16A	16.8	57.4	3.20	10.9	A	Single
	5	83	C-SBR180H16A	18.0	61.5	3.13	10.7	A	Single
3	3.1	52	C-SB263H6C	11.1	37.9	3.13	10.7	A	Single
	3.5	56	C-SB263H6B	11.9	40.6	3.22	11.0	A	Single
	4	67	C-SB303H6A	14.4	49.2	3.27	11.2	A	Single
			C-SB303H6B	14.4	49.2	3.27	11.2	A	Single
			C-SB303H6G	14.4	49.2	3.27	11.2	At	Tandem
	4.6	77	C-SB353H6B	16.8	57.4	3.29	11.2	A	Single
			C-SB353H6C	16.8	57.4	3.29	11.2	A	Single
	5	83	C-SB373H6A	18.1	61.8	3.32	11.3	A	Single
			C-SB373H6B	18.1	61.8	3.32	11.3	A	Single
			C-SB373H6G	18.1	61.8	3.32	11.3	At	Tandem
	6	100	C-SB453H6A	21.3	72.7	3.25	11.1	A	Single
			C-SB453H6B	21.3	72.7	3.25	11.1	A	Single
			C-SB453H6G	21.3	72.7	3.25	11.1	At	Tandem
	7	110	C-SBR235H36A	23.3	79.6	3.28	11.2	A	Single
	7.7	132	C-SC583H6H	27.9	95.3	3.19	10.9	D	Single
	8	137	C-SC603H6H	29.6	101.1	3.31	11.3	D	Single
			C-SC603H6K	29.6	101.1	3.31	11.3	Dt	Tandem
	10	171	C-SC753H6H	37.0	126.3	3.36	11.5	E	Single
			C-SC753H6K	37.0	126.3	3.36	11.5	Et	Tandem
12	205	C-SC903H6H	43.2	147.5	3.15	10.8	E	Single	
		C-SC903H6K	44.1	150.5	3.22	11.0	Et	Tandem	

注： “ T3 ” 代表应用于T3工况 For T3 Condition

测试条件：冷凝温度54.4℃，蒸发温度7.2℃，过冷度8.3K，过热度11.1K
Rating Condition：Condensing Temperature54.4℃，Evaporating Temperature7.2℃，Sub Cooling8.3K，Superheat11.1K
备注Remark：Single表示单机机型；Tandem表示并联机型

基本参数
Basic Parameters

R22

50Hz 220-240V

相 Phase	额定功率 Out Put	排气量 Displacement	压缩机型号 Compressor Model	50Hz				外观图代号 Outline Graph Code	备注 Remark
	HP	cm³/rev		制冷量 Capacity		COP			
				kW	kBTU/h	W/W	BTU/Wh		
1	3.1	52	C-SBR110H15A	9.10	31.1	2.94	10.0	A	Single
	3.5	56	C-SBR120H15A	9.70	33.1	2.98	10.2	A	Single
			C-SBR120H15P	9.70	33.1	2.98	10.2	A	Single
	3.6	60	C-SBX135H15A	11.0	37.6	3.33	11.4	A	Single
	4	67	C-SBX145H15A	12.0	41.0	3.33	11.3	A	Single
			C-SBR145H15A	11.7	39.9	3.12	10.7	A	Single
			C-SBR145H15P	11.8	40.3	3.19	10.9	A	Single
			4.6	77	C-SBR165H15A	13.7	46.8	3.08	10.5
	C-SBR165H15P	13.7			46.8	3.08	10.5	A	Single
	5	83	C-SBR180H15A	14.7	50.2	3.16	10.8	A	Single
5.8	93	C-SBR200H15H	16.4	56.0	3.12	10.7	J	Single	
3	4	67	C-SB303H5A	11.7	39.9	3.16	10.8	A	Single
	5	83	C-SB373H5A	14.7	50.2	3.16	10.8	A	Single
	6	100	C-SB453H5A	17.8	60.8	3.24	11.1	A	Single
	10	171	C-SC753H5H	30.6	104.5	3.36	11.5	E	Single
	12	205	C-SC903H5H	36.0	122.9	3.30	11.3	E	Single

注： “ T3 ” 代表应用于T3工况 For T3 Condition

60Hz 380V

相 Phase	额定功率 Out Put	排气量 Displacement	压缩机型号 Compressor Model	60Hz				外观图代号 Outline Graph Code	备注 Remark
	HP	cm³/rev		制冷量 Capacity		COP			
				kW	kBTU/h	W/W	BTU/Wh		
3	3.1	52	C-SB263H9B	10.9	37.2	3.03	10.3	B	Single
			C-SB263H9C	10.9	37.2	3.03	10.3	A	Single
	3.5	56	C-SB263H9A	11.8	40.3	2.98	10.2	A	Single
	4	67	C-SB303H9A	14.2	48.5	3.23	11.0	A	Single
			C-SB303H9G	14.2	48.5	3.23	11.0	At	Tandem
	4.6	77	C-SB353H9A	16.6	56.7	3.25	11.1	A	Single
	5	83	C-SB373H9A	17.8	60.8	3.24	11.1	A	Single
			C-SB373H9G	17.8	60.8	3.24	11.1	At	Tandem
	6	100	C-SB453H9A	21.2	72.4	3.24	11.1	A	Single
			C-SB453H9G	21.2	72.4	3.24	11.1	At	Tandem
	7	110	C-SBR235H39A	23.4	79.9	3.30	11.3	A	Single
			C-SBR235H39B	23.4	79.9	3.30	11.3	At	Tandem
	8	137	C-SC603H9H	29.6	101.1	3.29	11.2	D	Single
			C-SC603H9K	29.6	101.1	3.29	11.2	Dt	Tandem
	10	171	C-SC753H9H	37.3	127.3	3.36	11.5	E	Single
			C-SC753H9K	37.3	127.3	3.36	11.5	Et	Tandem
	12	205	C-SC903H9H	44.4	151.6	3.31	11.3	E	Single

测试条件：冷凝温度54.4℃，蒸发温度7.2℃，过冷度8.3K，过热度11.1K
Rating Condition：Condensing Temperature54.4℃，Evaporating Temperature7.2℃，Sub Cooling8.3K，Superheat11.1K
备注Remark：Single表示单机机型；Tandem表示并联机型

热泵用

Heat Pump Application



产品特点

Product Characteristics

特点

- 适用于R407C/R410A/R134a等多种环保制冷剂。
- 国内首创的中间补气专利技术，完美解决低环温下的制热需求。
- 采用成熟的直流变频技术，热泵能效提升，进一步优化用户体验。
- 产品结构升级，为热泵机组在-30℃环境温度下的可靠运行保驾护航。
- 满足家庭采暖、生活热水的需要，最高可制取65℃热水。
- 满足工农业烘干应用的需要，最高出风温度80℃。
- 采用先进的内部供油系统和高品质的机械材料，能够满足热泵机组在极端应用工况下的制热需求。

Features

- Environmental friendly refrigerant R407C/R410A/R134a.
- Patented vapor injection technology , meeting the heating requirement under low ambient temperature conditions.
- Higher COP heat pump supported by mature DC-Inverter technology , further improving customer satisfaction.
- Update product configuration , higher reliability for heat pump operation even under -30℃ ambient temperature.
- Maximum to 65℃ hot water temperature for house heating and sanitary hot water applications.
- Maximum to 80℃ hot wind temperature for industrial and agricultural drying applications.
- Advanced internal oil lubrication system , high quality mechanical materials , meeting the heating requirement under sever condition for heat pump.

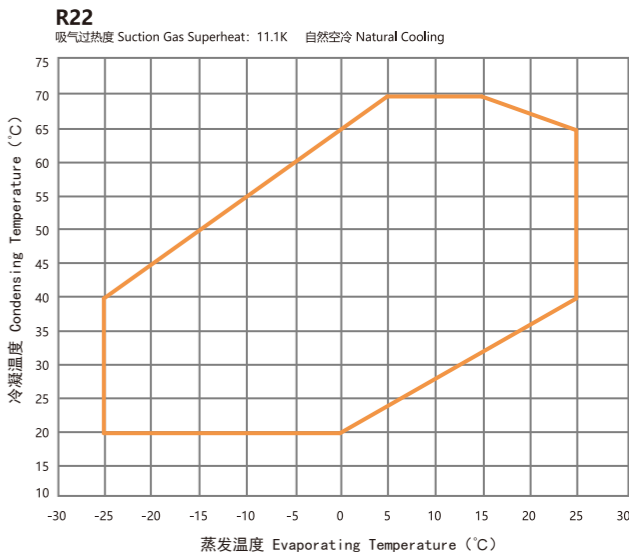
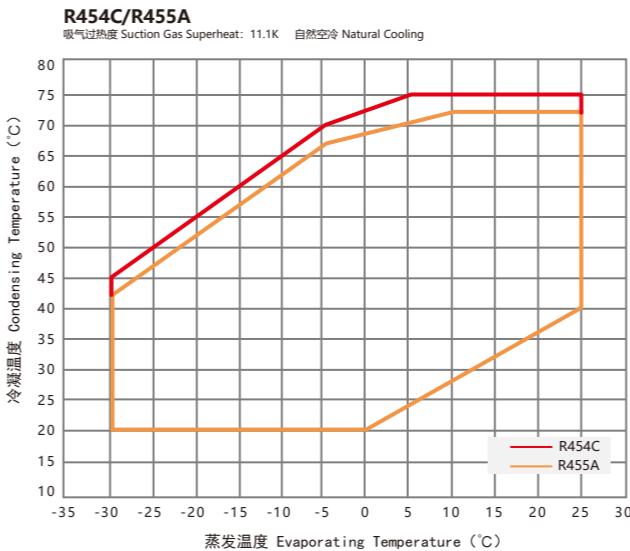
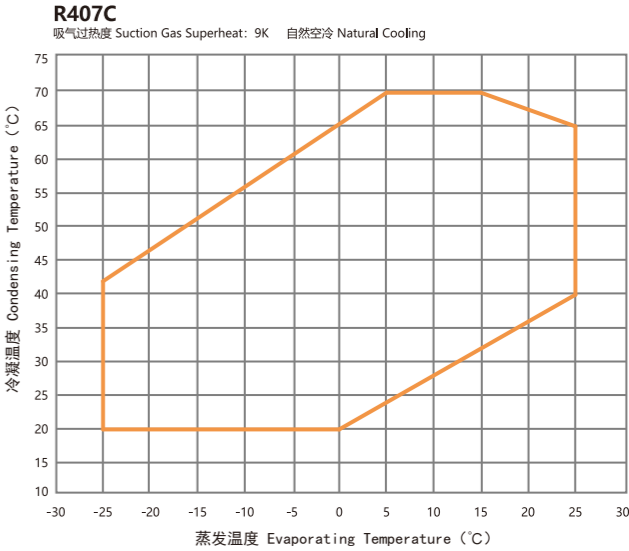
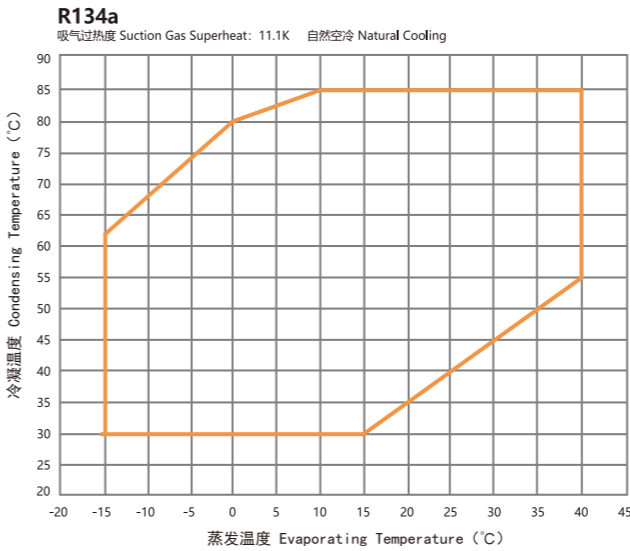
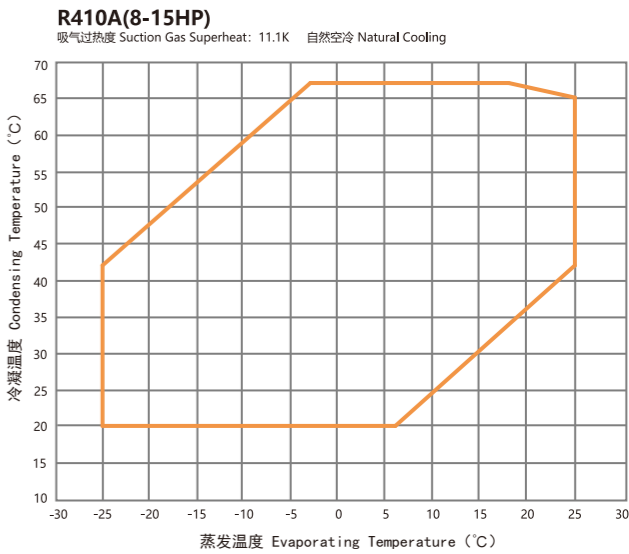
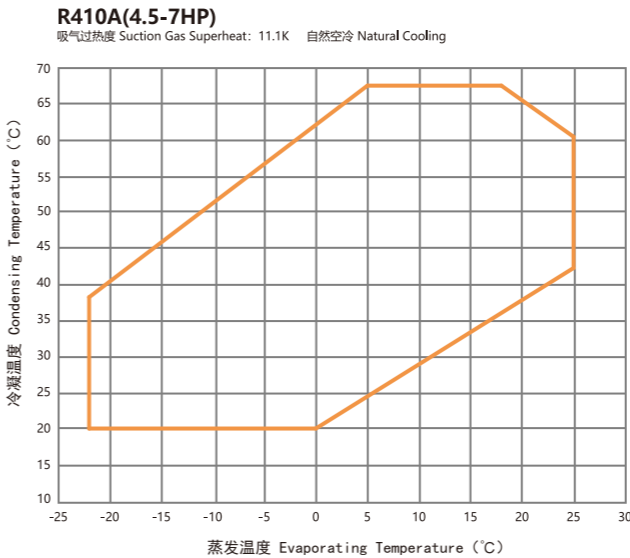
产品线
Product Line

制冷剂 Refrigerant	电源 Power	额定功率 Output (HP)																									
		3	4	5	6	7	8	9	10	11	12	13	14	15	16	17	18	19	20	21	22	23	24	25			
R410A	三相Three Phase	<div><div></div><div>4.5-15HP非补气 Without Vapor injection</div><div></div></div>																									
	DC Inverter	<div><div></div><div>5-15HP中间补气 Vapor injection</div><div></div></div> <div>25HP</div>																									
R134a	三相Three Phase	<div><div></div><div>67-120cc中间补气 Vapor injection</div><div></div></div>																									
R407C	单相Single Phase	<div><div></div><div>4-15HP非补气 Without Vapor injection</div><div></div></div>																									
R407C	三相Three Phase	<div><div></div><div>3.5-4HP中间补气 Vapor injection</div><div></div></div>																									
	三相Three Phase	<div><div></div><div>3.5-12HP非补气 Without Vapor injection</div><div></div></div> <div><div></div><div>3.5-12HP中间补气 Vapor injection</div><div></div></div>																									
R22	单相Single Phase	<div><div></div><div>3.5-4HP中间补气 Vapor injection</div><div></div></div>																									
	三相Three Phase	<div><div></div><div>4-12HP非补气 Without Vapor injection</div><div></div></div> <div><div></div><div>3.5-12HP中间补气 Vapor injection</div><div></div></div>																									



运行范围
Operation Envelope

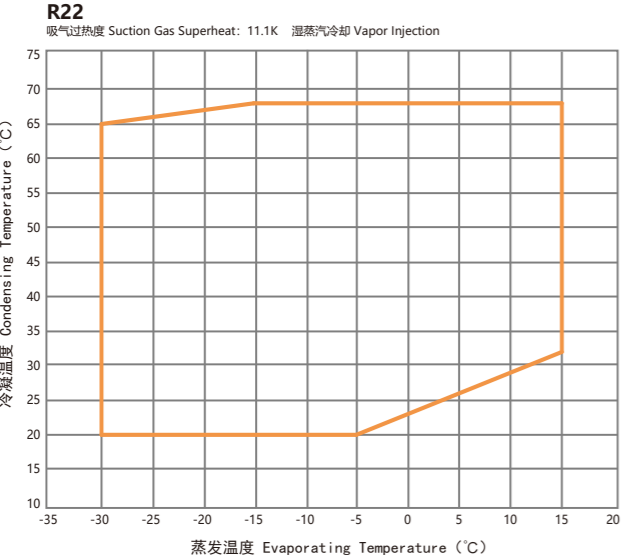
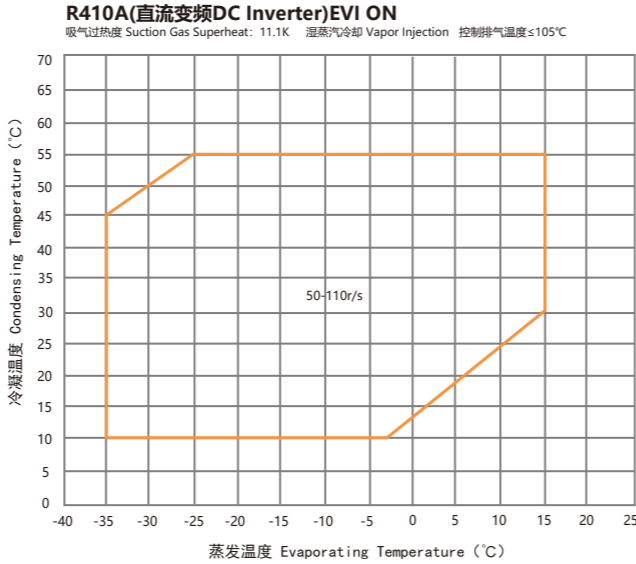
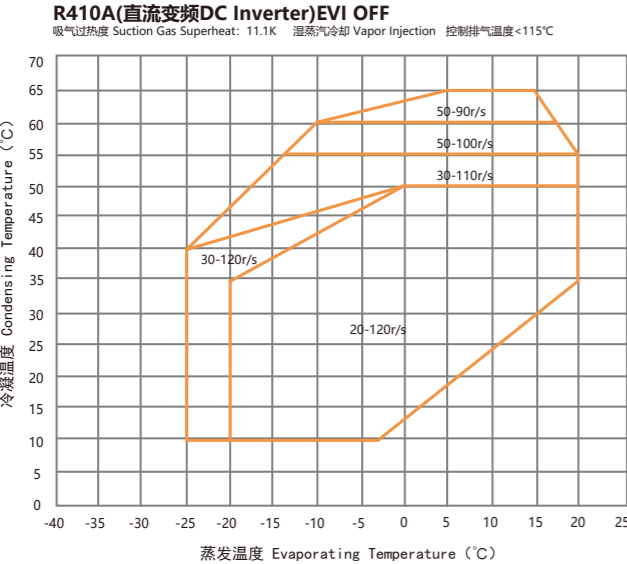
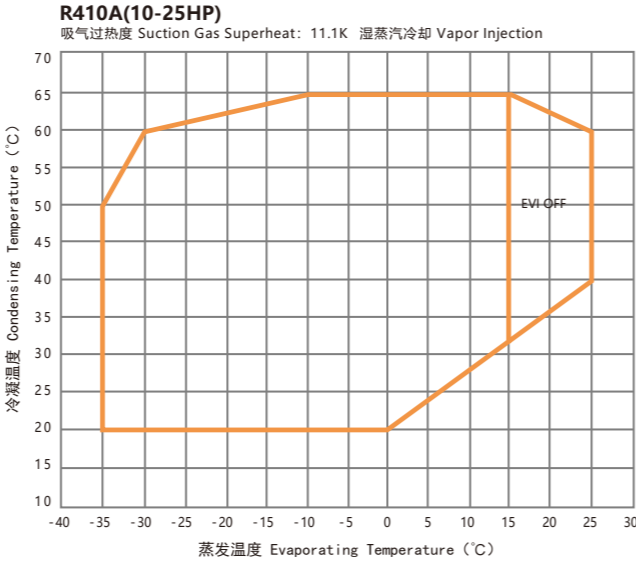
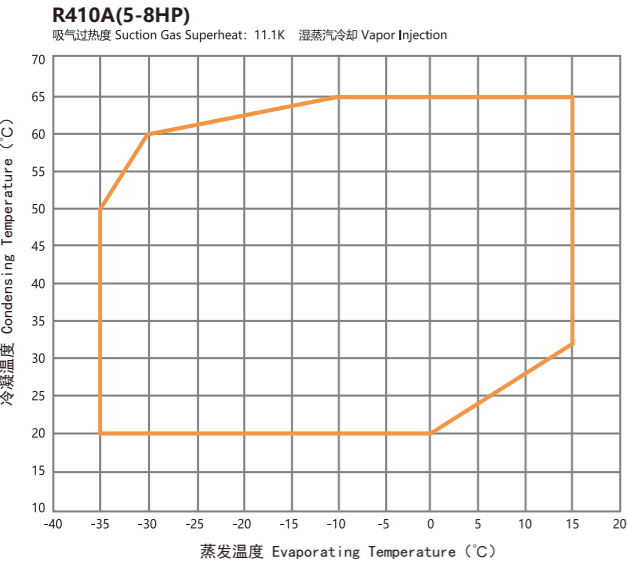
非补气 Without Vapor Injection



不同机型的运行范围稍有区别，详见规格书。
The operation envelope of different models is slightly different, please see the specifications.

运行范围
Operation Envelope

补气 Vapor Injection



不同机型的运行范围稍有区别，详见规格书。
The operation envelope of different models is slightly different, please see the specifications.

基本参数
Basic Parameters

R410A非补气
Standard Model

50Hz 380-415V

相 Phase	额定功率 Out Put	排气量 Displacement	压缩机型号 Compressor Model	50Hz				外观图代号 Outline Graph Code
				制热量 Heating Capacity		HCOP		
	HP	cm³/rev		kW	kBTU/h	W/W	BTU/Wh	
3	4.5	52	C-SBP160H38K	11.60	39.6	3.06	10.4	A
	6	67	C-SBP205H38K	15.10	51.5	3.06	10.4	A
	10	104	C-SCP315H38M	25.00	85.3	3.29	11.2	N
	11	120	C-SCP360H38M	28.90	98.7	3.32	11.3	-
	12	128	C-SCP400H38M	29.80	101.7	3.22	11.0	M
	13	141	C-SCP420H38M	32.50	110.9	3.42	11.7	M
	15	171	C-SCP510H38M	40.30	137.4	3.25	11.1	Lt

测试条件：冷凝温度50℃，蒸发温度-7℃，过冷度8.3K，过热度11.1K
Rating Condition: Condensing Temperature50℃，Evaporating Temperature-7℃，Sub Cooling8.3K，Superheat11.1K

R407C非补气
Standard Model

50Hz 380-415V

相 Phase	额定功率 Out Put	排气量 Displacement	压缩机型号 Compressor Model	50Hz				外观图代号 Outline Graph Code
				制热量 Heating Capacity		HCOP		
	HP	cm³/rev		kW	kBTU/h	W/W	BTU/Wh	
3	3.5	56	C-SBS120H38A	8.70	29.7	3.16	10.8	A
	4	67	C-SBS145H38A	10.30	35.1	3.26	11.1	A
	5	84	C-SBS180H38C	12.70	43.3	3.22	11.0	A
	8	137	C-SCN603H8H	19.00	64.8	3.25	11.1	D
	9	149	C-SCN673H8H	20.50	69.9	3.28	11.2	D
	10	171	4CC171LA01	23.00	78.4	3.26	11.1	E
	12	205	4CC205SA01	27.00	92.1	3.25	11.1	E

测试条件：冷凝温度50℃，蒸发温度-7℃，过冷度8.3K，过热度9K
Rating Condition: Condensing Temperature50℃，Evaporating Temperature-7℃，Sub Cooling8.3K，Superheat9K

基本参数 Basic Parameters

R22非补气 Standard Model

50Hz 380-415V

相 Phase	额定功率 Out Put	排气量 Displacement	压缩机型号 Compressor Model	50Hz				外观图代号 Outline Graph Code
				制热量 Heating Capacity		HCOP		
	HP	cm³/rev		kW	kBTU/h	W/W	BTU/Wh	
3	4	67	C-SBX145H38A	10.30	35.1	3.34	11.4	A
	5	84	C-SBR180H38K	12.70	43.3	3.31	11.3	A
	8	137	C-SC603H8H	19.00	64.8	3.33	11.4	D
	9	149	C-SC673H8H	20.50	69.9	3.36	11.5	D
	10	171	2CC171LA01	23.50	80.1	3.36	11.5	E
	12	205	2CC205SA11	27.50	93.8	3.40	11.6	M

测试条件：冷凝温度50℃，蒸发温度-7℃，过冷度8.3K，过热度11.1K
Rating Condition：Condensing Temperature50℃，Evaporating Temperature-7℃，Sub Cooling8.3K，Superheat11.1K

R134a非补气(高温烘干) Standard Model For Drying Application

50Hz 380-415V

相 Phase	额定功率 Out Put	排气量 Displacement	压缩机型号 Compressor Model	50Hz				外观图代号 Outline Graph Code
				制热量 Heating Capacity		HCOP		
	HP	cm³/rev		kW	kBTU/h	W/W	BTU/Wh	
3	4	67	6CB067SA01	10.40	35.5	4.23	14.4	A
	5	84	6CB084SA01	13.03	44.4	4.30	14.7	A
	6	100	6CB100SA01	15.50	52.9	4.28	14.6	A
	7	110	6CB110SA01	17.05	58.1	4.26	14.5	A
	8	137	6CC137SA01	20.90	71.3	4.27	14.6	D
	10	171	6CC171SA01	26.15	89.2	4.25	14.5	E
	12	205	6CC205SA01	30.80	105.0	4.22	14.4	E
	15	260	6CC260SA01	39.00	133.1	4.15	14.1	Lt

测试条件：冷凝温度54.4℃，蒸发温度7.2℃，过冷度8.3K，过热度11.1K
Rating Condition：Condensing Temperature54.4℃，Evaporating Temperature7.2℃，Sub Cooling8.3K，Superheat11.1K

基本参数 Basic Parameters

R454C/R455A非补气 Standard Model

50Hz 380-415V

相 Phase	额定功率 Out Put	排气量 Displacement	压缩机型号 Compressor Model	50Hz				外观图代号 Outline Graph Code
	HP	cm³/rev		制热量 Heating Capacity		HCOP		
				kW	kBTU/h	W/W	BTU/Wh	
3	3.5	59	GCB058LA04	8.4	28.6	3.17	10.8	B
	4	67	GCB067LA04	9.6	32.7	3.17	10.8	B
	5	84	GCB084LA04	11.8	40.3	3.28	11.2	B
	6	100	GCB100LA04	14.1	48.1	3.24	11.1	B
	7	110	GCB110LA04	15.6	53.2	3.23	11.0	B

测试条件：冷凝温度50℃，蒸发温度-7℃，过冷度8.3K，过热度11.1K
Rating Condition：Condensing Temperature50℃，Evaporating Temperature-7℃，Sub Cooling8.3K，Superheat11.1K

R410A补气 Vapor Injection Model

50Hz 380-415V

相 Phase	额定功率 Out Put	排气量 Displacement	压缩机型号 Compressor Model	50Hz				外观图代号 Outline Graph Code
	HP	cm³/rev		制热量 Heating Capacity		HCOP		
				kW	kBTU/h	W/W	BTU/Wh	
3	5	56	C-SBP170H38Q	14.60	49.8	2.91	9.9	-
	6	67	C-SBP205H38Q	17.10	58.3	2.90	9.9	-
	8	90	C-SCP270H38Q	23.30	79.5	3.05	10.4	-
	10	104	C-SCP315H38Q	27.80	94.8	3.16	10.8	-
	11	120	C-SCP360H38Q	32.40	110.5	3.15	10.7	-
	13	145	C-SCP435H38Q	40.60	138.4	3.22	11.0	-
	15	171	5CC171SA02	46.00	156.9	3.22	11.0	-
	25	277	5CF277SA12	76.90	262.5	3.39	11.6	-

测试条件：冷凝温度50℃，蒸发温度-7℃，过冷度2K，过热度11.1K
Rating Condition：Condensing Temperature50℃，Evaporating Temperature-7℃，Sub Cooling2K，Superheat11.1K

DC Inverter 380V

压缩机型号 Compressor Model	排气量 Displacement	转速范围 Revolution Range	90 r/s				外观图代号 Outline Graph Code
			制热量 Heating Capacity		HCOP		
	cm³/rev	r/s	kW	kBTU/h	W/W	BTU/Wh	
5CD067ZA02	67	15-120	34.00	115.9	3.24	11.0	-
5CD081ZA02	81	15-120	41.00	139.8	3.25	11.1	-
5CD120ZA02	120	20-120	60.00	204.6	3.34	11.4	-

测试条件：冷凝温度50℃，蒸发温度-7℃，过冷度2K，过热度11.1K
Rating Condition：Condensing Temperature50℃，Evaporating Temperature-7℃，Sub Cooling2K，Superheat11.1K

基本参数
Basic Parameters

R22补气
Vapor Injection Model

50Hz 380-415V

相 Phase	额定功率 Out Put	排气量 Displacement	压缩机型号 Compressor Model	50Hz				外观图代号 Outline Graph Code
	HP	cm³/rev		制热量 Heating Capacity		HCOP		
				kW	kBTU/h	W/W	BTU/Wh	
3	3.5	56	C-SBR120H38Q	10.20	34.8	3.29	11.2	-
	4	67	C-SBR145H38Q	12.10	41.3	3.36	11.5	-
	5	83	C-SBR180H38Q	14.40	49.1	3.31	11.3	-
	6	96	C-SBR205H38Q	16.90	57.6	3.38	11.5	-
	8	137	C-SCR295H38Q	24.50	83.5	3.38	11.5	-
	10	171	C-SCR370H38Q	30.00	102.3	3.37	11.5	-
	12	205	C-SCR435H38Q	35.20	120.0	3.35	11.4	-

50Hz 220-240V

相 Phase	额定功率 Out Put	排气量 Displacement	压缩机型号 Compressor Model	50Hz				外观图代号 Outline Graph Code
	HP	cm³/rev		制热量 Heating Capacity		HCOP		
				kW	kBTU/h	W/W	BTU/Wh	
1	3.5	56	C-SBR120H15Q	10.10	34.4	3.16	10.8	-
	4	67	C-SBR145H15Q	12.10	41.3	3.27	11.2	-

测试条件：冷凝温度50℃，蒸发温度-7℃，过冷度2K，过热度11.1K
Rating Condition: Condensing Temperature50℃, Evaporating Temperature-7℃, Sub Cooling2K, Superheat11.1K

R407C补气
Vapor Injection Model

50Hz 380-415V

相 Phase	额定功率 Out Put	排气量 Displacement	压缩机型号 Compressor Model	50Hz				外观图代号 Outline Graph Code
	HP	cm³/rev		制热量 Heating Capacity		HCOP		
				kW	kBTU/h	W/W	BTU/Wh	
3	3.5	56	C-SBS120H38Q	10.40	118.7	3.20	10.9	-
	4	67	C-SBS145H38Q	12.30	140.8	3.15	10.7	-
	5	83	C-SBS180H38Q	15.00	167.4	3.26	11.1	-
	6	96	C-SBS205H38Q	17.30	196.4	3.23	11.0	-
	8	137	C-SCS295H38Q	25.00	284.7	3.23	11.0	-
	10	171	C-SCS370H38Q	29.60	348.8	3.22	11.0	-
	12	205	C-SCS435H38Q	35.50	409.2	3.14	10.7	-

50Hz 220-240V

相 Phase	额定功率 Out Put	排气量 Displacement	压缩机型号 Compressor Model	50Hz				外观图代号 Outline Graph Code
	HP	cm³/rev		制热量 Heating Capacity		HCOP		
				kW	kBTU/h	W/W	BTU/Wh	
1	3.5	56	C-SBS120H15Q	10.10	117.3	3.01	10.3	-
	4	67	C-SBS145H15Q	12.40	140.8	3.18	10.8	-

测试条件：冷凝温度50℃，蒸发温度-7℃，过冷度2K，过热度9K
Rating Condition: Condensing Temperature50℃, Evaporating Temperature-7℃, Sub Cooling2K, Superheat9K

冷冻冷藏用
Refrigeration Application



产品特点
Product Characteristics

特点

- 适用于R404A/R410A/R448A/R449A等多种环保制冷剂。
- 采用喷液冷却技术，完美解决低蒸发温度工况的高排气温度问题。
- 依靠超精密加工及组装配合，获得更低运行噪音。
- 使用温度开关保护电机，温度保护更精准。
- 专业的油镜和回油接头设计。
- 冷冻温度直达-35℃，满足多领域冷冻冷藏需求。
- 变频技术快速制冷、高效节能。

Features

- Environmental friendly refrigerant R404A、 R410A、 R448A、 R449A.
- Adoption of liquid injection technology , solving the problem of high discharge temperature under low evaporating temperature condition.
- Lower sound level by ultra-precision machining and assembly technologie.
- Accurate motor temperature protection with inside thermostat.
- Oil level sight glass and oil return connector , professional design for refrigeration application.
- Minimum-35℃ freezing temperature , meeting the requirements of different refrigeration application.
- Inverter solutions, fast cooling, high efficiency and energy saving.

*如需使用其他制冷剂或应用范围，请与我公司联系。
For more information about other refrigerants products and applications , please contact with us.

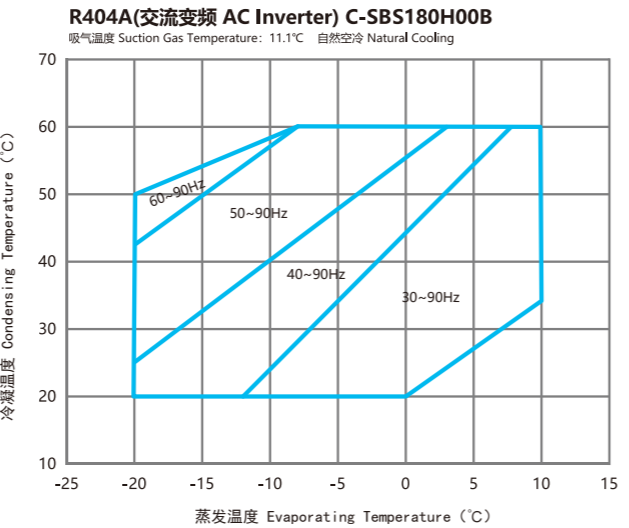
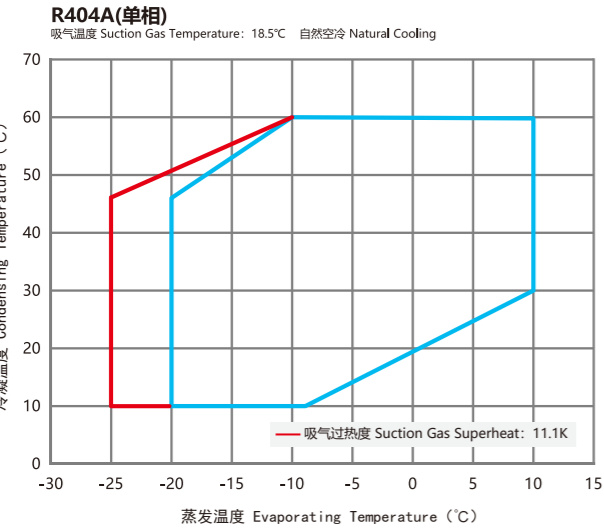
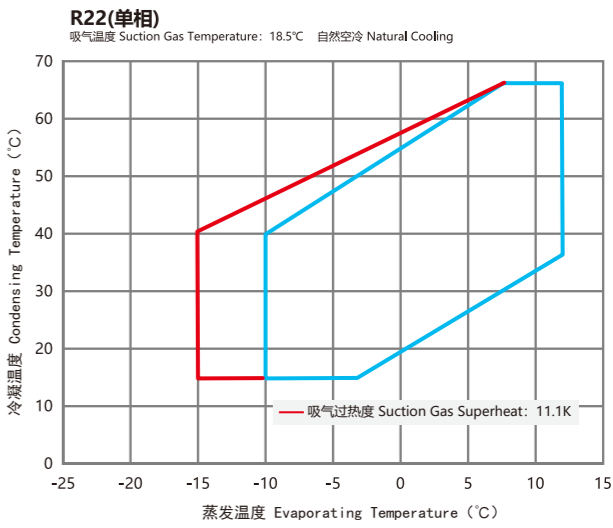
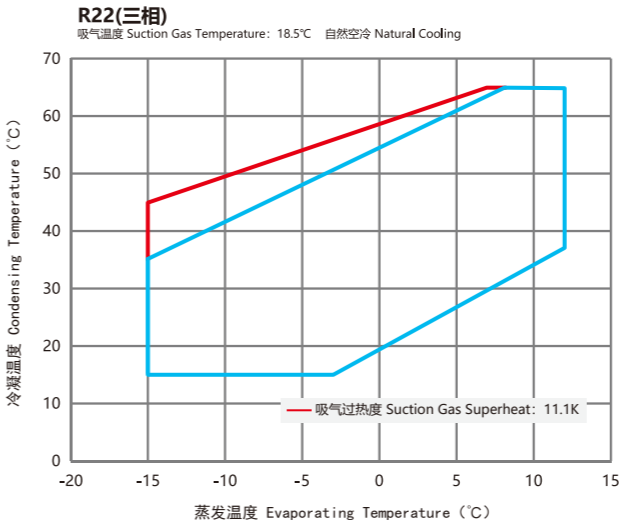
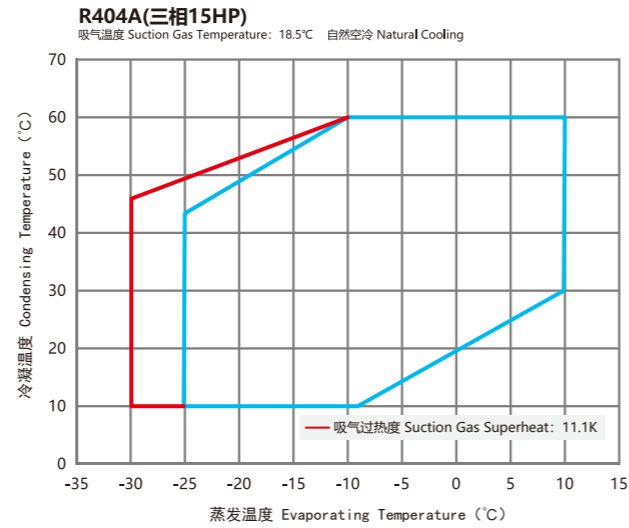
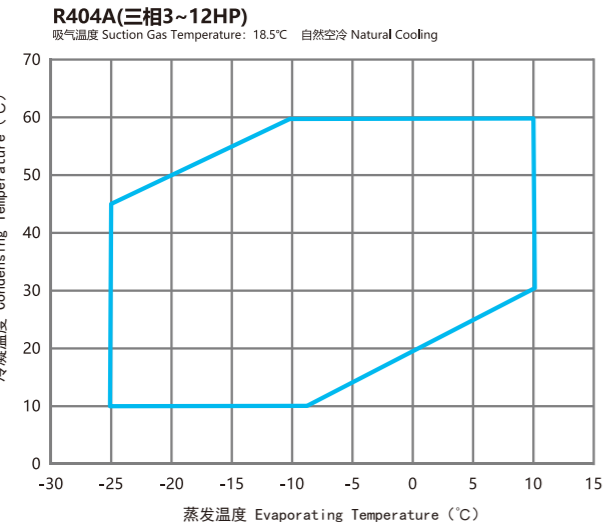
产品线
Product Line

制冷剂 Refrigerant	电源 Power	额定功率 Output (HP)																								
		3	4	5	6	7	8	9	10	11	12	13	14	15	16	17	18	19	20	21	22	23	24	25		
R404A	单相Single Phase	3HP <div></div>	中温应用E.T.-25~10℃ Medium temperature application																							
	三相Three Phase	3-15HP <div></div>	中温应用E.T.-25~10℃ Medium temperature application																							
		4-12.5HP <div></div>	低温应用E.T.-45~-5℃ Low temperature application																							
	AC Inverter	3-8HP <div></div>	中温应用E.T.-25~10℃ Medium temperature application																							
	DC Inverter	3-12HP <div></div>	中温应用E.T.-25~10℃ Medium temperature application																							
R448A R449A	三相Three Phase									10-12.5HP <div></div>	低温应用E.T.-45~-5℃ Low temperature application															
	AC Inverter	3-13.5HP <div></div>	低温应用E.T.-45~-5℃ Low temperature application																							
R410A	三相Three Phase									10-14HP <div></div>	低温应用E.T.-45~-5℃ Low temperature application															
	AC Inverter		4-14HP <div></div>	低温应用E.T.-45~-5℃ Low temperature application																						
R22	单相Single Phase	3-4HP <div></div>	中温应用E.T.-25~10℃ Medium temperature application																							
	三相Three Phase	3.5-12HP <div></div>	中温应用E.T.-25~10℃ Medium temperature application																							
		4-12.5HP <div></div>	低温应用E.T.-45~-5℃ Low temperature application																							

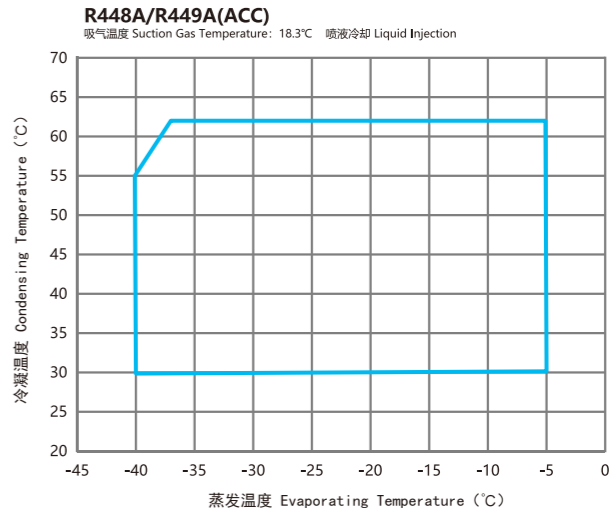
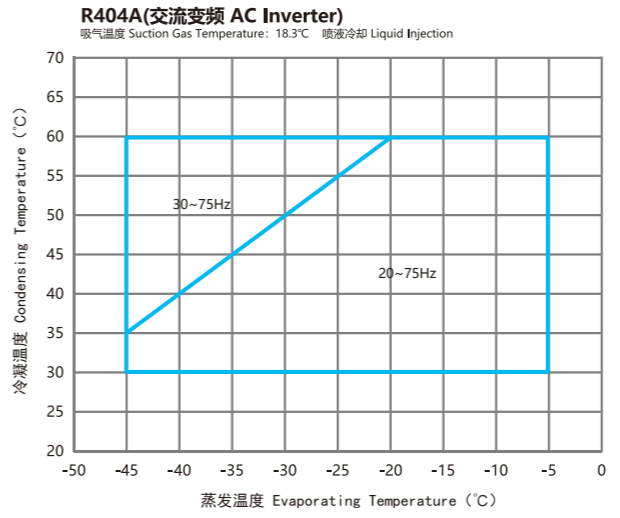
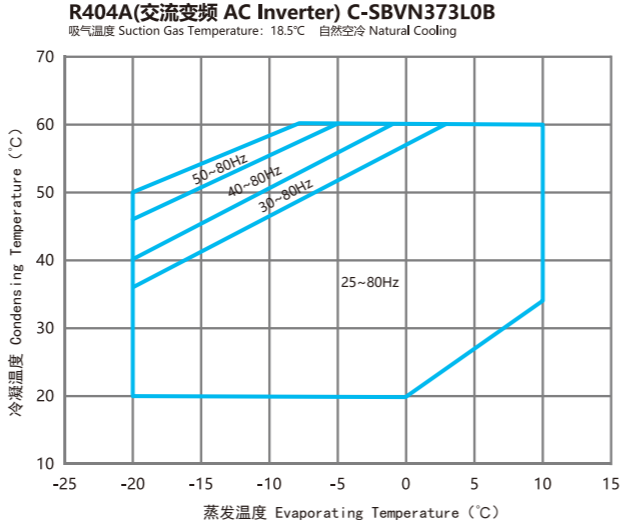
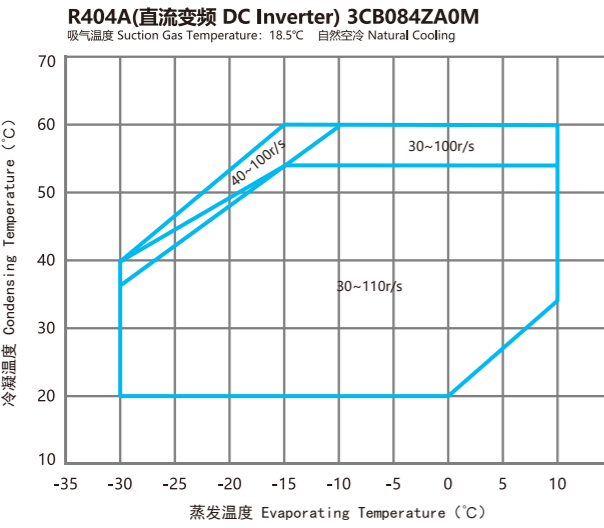
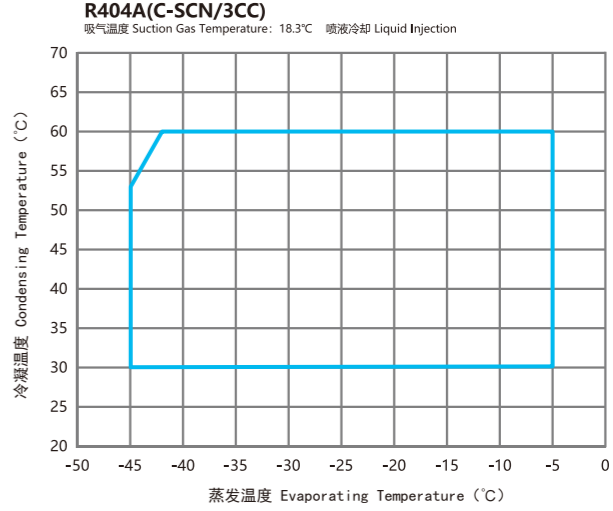
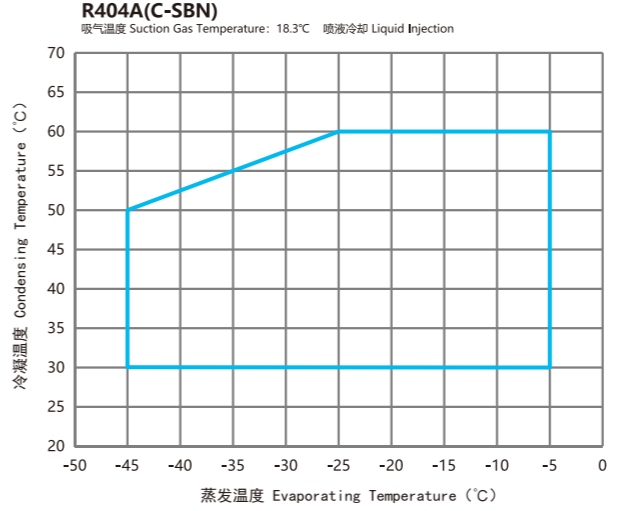


运行范围 Operation Envelope

中温 Medium Temperature



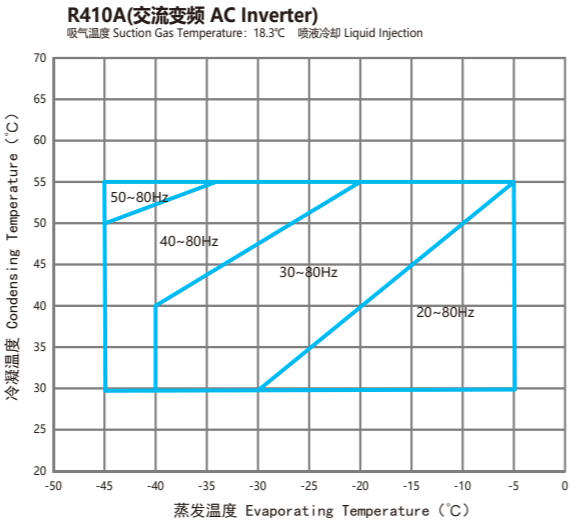
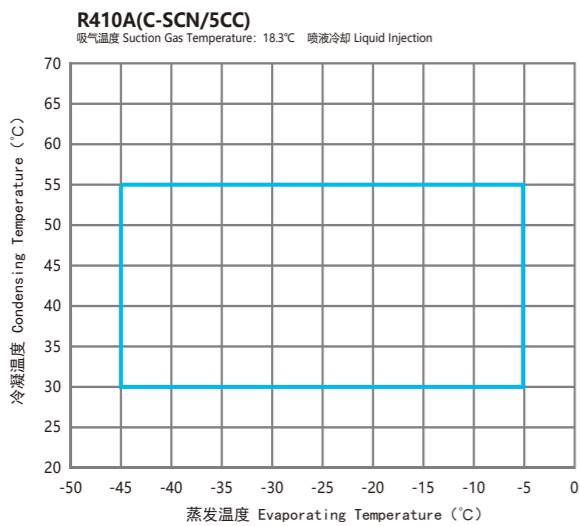
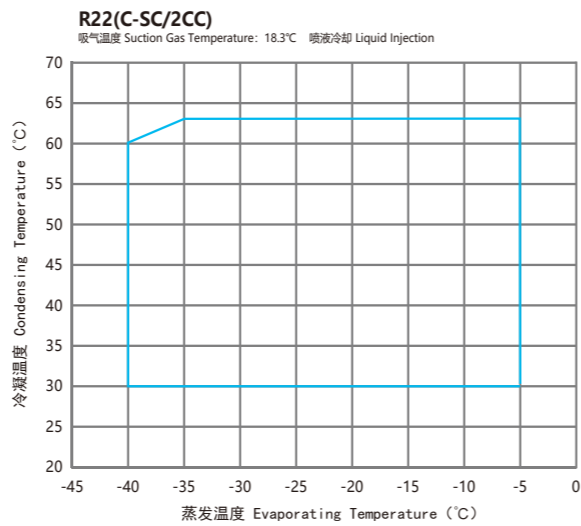
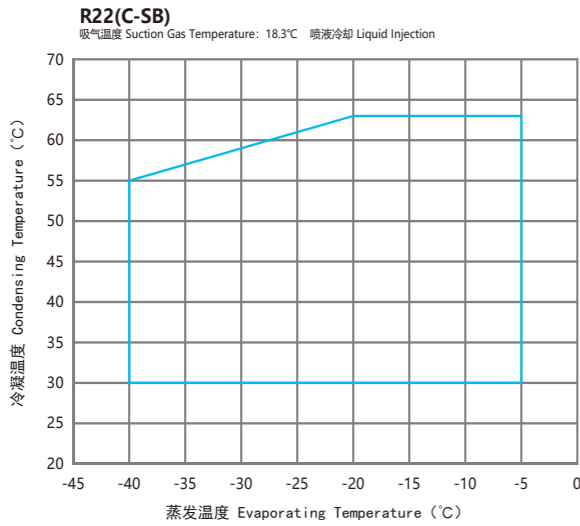
低温 Low Temperature



不同机型的运行范围稍有区别，详见规格书。
The operation envelope of different models is slightly different, please see the specifications.

不同机型的运行范围稍有区别，详见规格书。
The operation envelope of different models is slightly different, please see the specifications.

运行范围 Operation Envelope



基本参数 Basic Parameters

R404A中温 Medium Temperaure

50Hz 380-415V / 60Hz 440-460V

相 Phase	额定功率 Out Put	排气量 Displacement	压缩机型号 Compressor Model	50Hz				60Hz			
				制冷量 Capacity	功率Input	电流Current		制冷量 Capacity	功率Input	电流Current	
				kW	kBTU/h	KW	A	kW	kBTU/h	kW	A
3	3	52	3CB052SA0M	6.20	21.2	2.70	5.3	-	-	-	-
	4	67	3CB067SA0M	8.00	27.3	3.25	6.1	-	-	-	-
	5	84	3CB084SA0M	10.00	34.1	4.00	7.2	-	-	-	-
	6	100	3CB100SA0M	11.80	40.3	4.80	8.3	-	-	-	-
	7	110	3CB110SA0M	13.00	44.4	5.25	9.4	-	-	-	-
	8	137	3CC137LA0M	16.05	54.8	6.70	11.9	19.15	65.4	8.10	12.2
	9	149	3CC149LA0M	17.40	59.4	7.20	12.6	20.70	70.7	8.75	13.1
	10	171	3CC171LA0M	19.85	67.8	8.10	14.2	23.60	80.6	9.90	14.7
	12	205	3CC205LA0M	23.00	78.5	9.70	16.6	27.40	93.5	11.70	17.2
	15	260	3CC260LA0M	30.20	103.0	12.40	22.3	35.20	120.1	15.10	22.9

50Hz 220-240V

相 Phase	额定功率 Out Put	排气量 Displacement	压缩机型号 Compressor Model	50Hz (220V)			
				制冷量 Capacity	功率 Input	电流 Current	
				kW	kBTU/h	KW	A
1	3	52	3CB052EA0M	6.05	20.6	2.8	12.5

DC Inverter 400V

相 Phase	额定功率 Out Put	转速范围 Revolution Range	排气量 Displacement	压缩机型号 Compressor Model	60r/s				90r/s			
					制冷量 Capacity	功率Input	电流Current		制冷量 Capacity	功率Input	电流Current	
					kW	kBTU/h	KW	A	kW	kBTU/h	kW	A
3	10	30~110	84	3CB084ZA0M	12.7	43.3	4.85	12.6	18.9	64.5	7.6	13.6

AC Inverter 400V

相 Phase	额定功率 Out Put	排气量 Displacement	压缩机型号 Compressor Model	60Hz				90Hz			
				制冷量 Capacity	功率Input	电流Current		制冷量 Capacity	功率Input	电流Current	
				kW	kBTU/h	KW	A	kW	kBTU/h	kW	A
3	3.5	56	C-SBS180H00B	8.58	29.3	3.90	8.4	12.67	43.3	5.87	10.2

相 Phase	额定功率 Out Put	排气量 Displacement	压缩机型号 Compressor Model	50Hz				80Hz			
				制冷量 Capacity	功率Input	电流Current		制冷量 Capacity	功率Input	电流Current	
				kW	kBTU/h	KW	A	kW	kBTU/h	kW	A
3	5	86	C-SBVN373L0B	10.30	35.2	4.36	8.9	15.90	54.3	6.97	12.2

测试条件: 冷凝温度43.5°C, 蒸发温度-6.5°C, 过冷度0K, 吸气温度18.5°C

Rating Condition: Condensing Temperature43.5°C, Evaporating Temperature-6.5°C, Sub Cooling0K, Suction Gas Temperature18.5°C

不同机型的运行范围稍有区别, 详见规格书。

The operation envelope of different models is slightly different, please see the specifications.

基本参数
Basic Parameters

R22中温
Medium Temperature

50Hz 380-415V / 60Hz 440-460V

相 Phase	额定功率 Out Put	排气量 Displacement	压缩机型号 Compressor Model	50Hz				60Hz			
				制冷量	Capacity	功率Input	电流Current	制冷量	Capacity	功率Input	电流Current
	HP	cm³/rev		kW	kBTU/h	KW	A	kW	kBTU/h	kW	A
3	3.5	56	2CB056LA0M	6.39	21.8	2.43	4.7	7.65	26.1	2.90	4.8
	4	67	2CB067LA0M	7.75	26.5	2.86	5.3	9.34	31.9	3.45	5.4
	5	83	2CB083LA0M	9.45	32.3	3.53	6.4	11.64	39.7	4.32	6.6
	6	100	2CB100LA0M	11.45	39.1	4.18	7.5	14.03	47.9	5.12	7.8
	7	110	2CB110RA0M	12.67	43.3	4.50	8.5	15.43	52.7	5.50	8.7
	8	137	2CC137LA0M	15.55	53.1	5.80	10.3	18.80	64.2	7.05	10.6
	9	149	2CC149LA0M	17.10	58.4	6.30	11.1	20.30	69.3	7.70	11.5
	10	171	2CC171LA0M	19.70	67.3	7.05	12.4	23.80	81.3	8.60	12.8
	12	205	2CC205SA0M	23.35	79.7	8.50	14.5	-	-	-	-

50Hz 220-240V

相 Phase	额定功率 Out Put	排气量 Displacement	压缩机型号 Compressor Model	50Hz (220V)			
				制冷量 Capacity		功率 Input	电流 Current
	HP	cm³/rev		kW	kBTU/h	KW	A
1	3	52	3CB052EA0M	5.80	19.8	2.45	10.9
	4	67	2CB067EA0M	7.36	25.1	2.95	14.3

测试条件: 冷凝温度43.5℃, 蒸发温度-6.5℃, 过冷度0K, 吸气温度18.5℃
Rating Condition: Condensing Temperature43.5℃, Evaporating Temperature-6.5℃, Sub Cooling0K, Suction Gas Temperature18.5℃

基本参数
Basic Parameters

R404A低温
Low Temperature

50Hz 380-415V / 60Hz 440-460V

相 Phase	额定功率 Out Put	排气量 Displacement	压缩机型号 Compressor Model	50Hz				60Hz			
				制冷量	Capacity	功率Input	电流Current	制冷量	Capacity	功率Input	电流Current
	HP	cm³/rev		kW	kBTU/h	KW	A	kW	kBTU/h	kW	A
3	4	67	C-SBN303L8A	5.30	18.1	3.67	6.6	6.48	22.1	4.27	6.6
	5	83	C-SBN373L8A	6.50	22.2	4.70	8.2	8.10	27.7	5.50	8.2
	6	96	C-SBN453L8A	7.40	25.3	4.95	9.2	9.15	31.2	5.85	9.1
		104	C-SCN453L8H	8.15	27.8	5.80	10.4	9.75	33.3	6.86	11.3
	7	120	C-SCN523L8H 3CC120SA03	9.35	31.9	6.45	11.8	11.1	37..9	7.65	11.7
	8	137	C-SCN603L8H	10.20	34.8	7.40	13.5	12.40	42.3	8.85	13.5
			3CC137SA03					-	-	-	-
	10	171	C-SCN753L8H 3CC171SA03	13.30	45.4	9.00	16.3	15.70	53.6	10.70	16.4
	12.5	216	3CC216SA03	16.90	57.7	11.40	20.6	-	-	-	-
								-	-	-	-

50Hz 200V / 60Hz 200-220V

相 Phase	额定功率 Out Put	排气量 Displacement	压缩机型号 Compressor Model	50Hz				60Hz			
				制冷量	Capacity	功率Input	电流Current	制冷量	Capacity	功率Input	电流Current
	HP	cm³/rev		kW	kBTU/h	KW	A	kW	kBTU/h	kW	A
3	5	89	C-SCN373L3H	6.95	23.7	5.10	19.2	8.20	28.0	5.90	19.3
	6	104	C-SCN453L3H	8.10	27.7	5.85	21.6	9.55	32.6	6.80	21.9
	7	120	C-SCN523L3H	9.25	31.6	6.50	23.6	10.90	37.2	7.55	24.2
	8	137	C-SCN603L3H	10.50	35.8	7.45	27.0	12.40	42.3	8.85	28.3
	10	171	C-SCN753L3H	13.05	44.6	9.15	32.5	15.20	51.9	10.75	34.4
			ACC171JA03					-	-	-	-
	12.5	216	C-SCN903L3H ACC216JA03	16.90	57.7	11.40	39.8	19.60	66.9	13.50	42.6

注: ACC机型适用于R448A/R449A制冷剂 For R448A/R449A Refrigerant

注: “*” 代表接管类型Connections: 法兰Flanged; 其他接管类型Other Connections: 焊接Brazed;
测试条件: 冷凝温度50℃, 蒸发温度-15℃, 过冷度0K, 吸气温度18.3℃
Rating Condition: Condensing Temperature50℃, Evaporating Temperature-15℃, Sub Cooling0K, Suction Gas Temperature18.3℃

基本参数
Basic Parameters

R404A低温
Low Temperature

60Hz 380V

相 Phase	额定功率 Out Put	排气量 Displacement	压缩机型号 Compressor Model	60Hz			
				制冷量 Capacity		功率Input	电流Current
	HP	cm³/rev		kW	kBTU/h	KW	A
3	4	67	3CB067WA03	6.40	21.8	4.45	7.7
	5	83	3CB084WA03	8.15	27.8	5.54	9.4
	6	96	3CB096WA03	9.25	31.6	6.15	10.9
	7	120	C-SCN523L9H	11.60	39.6	7.55	13.5
			3CC120WA03	11.60	39.6	7.55	13.5
	8	137	C-SCN603L9H	13.10	44.7	8.80	15.4
			3CC137WA03	13.10	44.7	8.80	15.4
	10	171	C-SCN753L9H	16.50	56.3	10.60	18.5
			3CC171WA03	16.50	56.3	10.60	18.5
	12.5	216	3CC216WA03	19.80	67.6	13.00	22.5

AC Inverter 400V

相 Phase	额定功率 Out Put	排气量 Displacement	压缩机型号 Compressor Model	50Hz				70Hz			
				制冷量 Capacity		功率Input	电流Current	制冷量 Capacity		功率Input	电流Current
	HP	cm³/rev		kW	kBTU/h	KW	A	kW	kBTU/h	kW	A
3	8	144	C-SCVN603L0J	13.90	47.4	7.90	15.4	18.10	61.8	11.40	20.7

相 Phase	额定功率 Out Put	排气量 Displacement	压缩机型号 Compressor Model	50Hz				75Hz			
				制冷量 Capacity		功率Input	电流Current	制冷量 Capacity		功率Input	电流Current
	HP	cm³/rev		kW	kBTU/h	KW	A	kW	kBTU/h	kW	A
3	8	144	ACC144NA03	13.20	45.1	8.20	18.2	17.90	61.1	11.45	19.1
	10	171	ACC171MA03	16.80	57.4	9.50	34.7	21.80	74.4	13.60	43.8

注：适用于R448A/R449A制冷剂 For R448A/R449A Refrigerant

AC Inverter 200V

相 Phase	额定功率 Out Put	排气量 Displacement	压缩机型号 Compressor Model	50Hz				70Hz			
				制冷量 Capacity		功率Input	电流Current	制冷量 Capacity		功率Input	电流Current
	HP	cm³/rev		kW	kBTU/h	KW	A	kW	kBTU/h	kW	A
3	8	144	ACC144MA03	14.30	48.8	8.15	32.6	19.30	65.9	11.80	39.0
	10	171	ACC171MA03	16.80	57.4	9.50	34.7	21.80	74.4	13.60	43.8

注：适用于R448A/R449A制冷剂 For R448A/R449A Refrigerant

注： “*” 代表接管类型Connections：法兰Flanged；其他接管类型Other Connections：焊接Brazed；
测试条件：冷凝温度50℃，蒸发温度-10℃，过冷度0K，吸气温度18.3℃
Rating Condition：Condensing Temperature50℃，Evaporating Temperature-10℃，Sub Cooling0K，Suction Gas Temperature18.3℃

基本参数
Basic Parameters

R22低温
Low Temperature

50Hz 380-415V / 60Hz 440-460V

相 Phase	额定功率 Out Put	排气量 Displacement	压缩机型号 Compressor Model	50Hz				60Hz			
				制冷量 Capacity		功率Input	电流Current	制冷量 Capacity		功率Input	电流Current
	HP	cm³/rev		kW	kBTU/h	KW	A	kW	kBTU/h	kW	A
3	4	67	C-SB303L8A	5.22	17.8	3.34	6.0	6.34	21.6	3.89	6.0
	5	83	C-SB373L8A	6.70	22.9	4.20	7.5	8.10	27.6	4.95	7.5
	6	96	C-SB453L8A	7.70	26.3	4.70	8.7	8.95	30.5	5.55	8.7
	8	137	C-SC603L8H	10.50	35.8	6.65	12.4	12.40	42.3	7.90	12.4
			2CC137RA03	10.50	35.8	6.65	12.4	12.40	42.3	7.90	12.4
	10	171	C-SC753L8H	13.00	44.4	8.05	14.8	15.50	52.9	9.60	14.8
			2CC171RA03	13.00	44.4	8.05	14.8	15.50	52.9	9.60	14.8
	12.5	216	2CC216RA03	16.80	57.3	9.90	17.9	20.00	68.2	11.80	18.1

50Hz 200V / 60Hz 200-220V

相 Phase	额定功率 Out Put	排气量 Displacement	压缩机型号 Compressor Model	50Hz				60Hz			
				制冷量 Capacity		功率Input	电流Current	制冷量 Capacity		功率Input	电流Current
	HP	cm³/rev		kW	kBTU/h	KW	A	kW	kBTU/h	kW	A
3	5	89	C-SC373L3G	6.80	23.2	4.70	16.3	8.05	27.5	5.50	17.5
	6	104	C-SC453L3G	7.95	27.1	5.20	18.0	9.35	31.9	6.10	19.3
	7	120	C-SC523L3G	9.30	31.8	6.05	21.6	10.95	37.4	7.00	22.2
	8	137	C-SC603L3G	10.40	35.5	7.00	23.5	12.30	42.0	8.25	26.0
	10	171	C-SC753L3G	13.20	45.1	8.45	28.0	15.60	53.3	10.00	31.0

注： “*” 代表接管类型Connections：法兰Flanged；其他接管类型Other Connections：焊接Brazed；
测试条件：冷凝温度50℃，蒸发温度-10℃，过冷度0K，吸气温度18.3℃
Rating Condition：Condensing Temperature50℃，Evaporating Temperature-10℃，Sub Cooling0K，Suction Gas Temperature18.3℃

基本参数

Basic Parameters

R410A低温

Low Temperature

50Hz 200V / 60Hz 200-220V

相 Phase	额定功率 Out Put	排气量 Displacement	压缩机型号 Compressor Model	50Hz				60Hz				
				制冷量 Capacity		功率Input	电流Current	制冷量 Capacity		功率Input	电流Current	
	HP	cm³/rev		kW	kBTU/h	KW	A	kW	kBTU/h	kW	A	
3	10	120	C-SCVN753L3J	13.10	44.7	9.25	33.1	15.60	53.3	10.60	33.9	*
	14	171	C-SCN113L3A	18.50	63.2	12.50	43.9	21.60	73.7	14.70	46.8	*

60Hz 380V

相 Phase	额定功率 Out Put	排气量 Displacement	压缩机型号 Compressor Model	60Hz			
				制冷量 Capacity		功率 Input	电流 Current
	HP	cm³/rev		kW	kBTU/h	KW	A
3	10	120	5CC120WA03	15.90	54.3	10.6	18.6

测试条件: 冷凝温度50℃, 蒸发温度-15℃, 过冷度0K, 吸气温度18.3℃

Rating Condition: Condensing Temperature50℃, Evaporating Temperature-15℃, Sub Cooling0K, Suction Gas Temperature18.3℃

AC Inverter 200-240V

相 Phase	额定功率 Out Put	排气量 Displacement	压缩机型号 Compressor Model	50Hz				70Hz				
				制冷量 Capacity		功率Input	电流Current	制冷量 Capacity	功率Input	电流Current		
	HP	cm³/rev		kW	kBTU/h	KW	A	kW	kBTU/h	kW	A	
3	10	120	C-SCVN753L0J	16.10	55.0	9.60	36.6	22.00	75.1	13.50	44.8	*

AC Inverter 400V

相 Phase	额定功率 Out Put	排气量 Displacement	转速范围 Revolution Range	压缩机型号 Compressor Model	50Hz				75Hz				
					制冷量 Capacity		功率Input	电流Current	制冷量 Capacity		功率Input	电流Current	
					HP	cm³/rev	r/s	kW	kBTU/h	KW	A	kW	kBTU/h
3	10	120	20~80	5CC120NA03	15.90	54.3	10.1	18.6	21.60	73.7	13.3	22.4	*

注: “*” 代表接管类型Connections: 法兰Flanged

测试条件: 冷凝温度50℃, 蒸发温度-10℃, 过冷度0K, 吸气温度18.3℃

Rating Condition: Condensing Temperature50℃, Evaporating Temperature-10℃, Sub Cooling0K, Suction Gas Temperature18.3℃

轨道列车空调用

Rail Train Application



产品特点

Product Characteristics

特点

- 矢量变频控制技术，实现室内温度精准控制，为乘客带来舒适体验。
 - 结构紧凑（高度小于180mm），缩小安装空间，降低客户机组设计成本。
 - 压缩机与驱动模块分体式设计，确保驱动系统视运转环境而优化选取。
 - 全金属外壳的耐候性设计，可实现IP67防护等级，满足行业最高防护标准要求。
- With its vector technology to achieve accurate control of indoor temperature, brings comfortable experience to passengers.
- Compact structure (height less than 180mm), saving installation space and reduce cost for customer on unit design.
- Split-type design between the compressor and drive module ensure that the drive system could be optimized and chosen according to the operating envelope.
- Weather ability design with full metal shell achieves IP67 protection and meets the highest protection standards in the industry.

产品线

Product Line

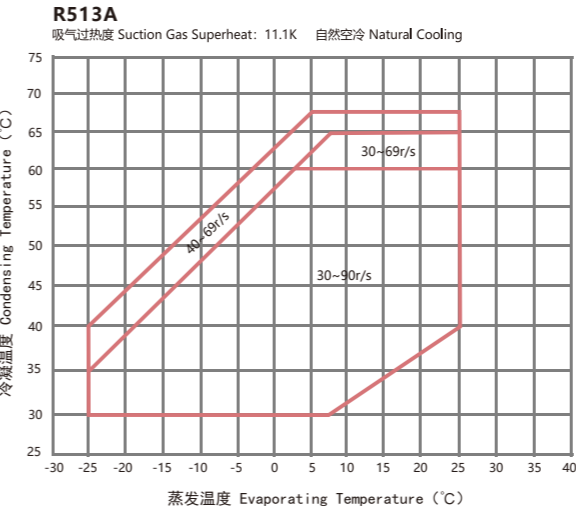
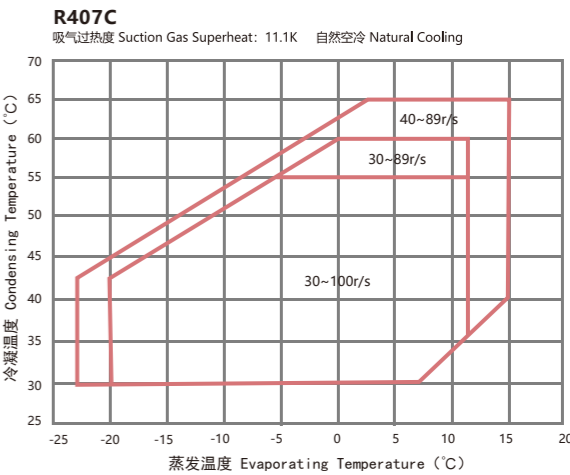
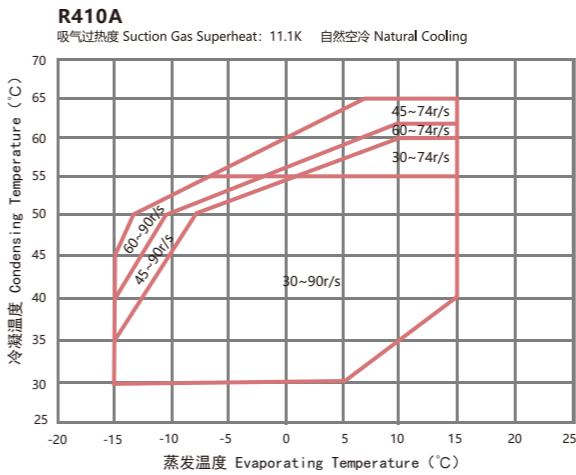
制冷剂 Refrigerant	电源 Power	额定功率 Output (HP)												
		1	2	3	4	5	6	7	8	9	10	11	12	13
R410A	DC Inverter	<div><div>67cc</div><div></div></div>												
R407C	AC Inverter	<div><div>56cc</div><div></div></div>												
		<div><div>74cc</div><div></div></div>												
R513A	AC Inverter	<div><div>74cc</div><div></div></div>												
		<div><div>110cc</div><div></div></div>												



Features

运行范围

Operation Envelope



不同机型的运行范围稍有区别，详见规格书。
The operation envelope of different models is slightly different, please see the specifications.

基本参数
Basic Parameters

R410A

DC Inverter 380V

压缩机型号 Compressor Model	排气量 Displacement	转速范围 Revolution Range	60r/s				外观图代号 Outline Graph Code
			制冷量 Capacity		COP		
	cm³/rev	r/s	kW	kBTU/h	W/W	BTU/Wh	
C-SWP330H02C	67	30-90	22.3	76.1	3.20	10.9	Ms
T-SWP067H02A	67	30-90	22.3	76.1	3.20	10.9	M

R513A

AC Inverter 380V

压缩机型号 Compressor Model	排气量 Displacement	转速范围 Revolution Range	50HZ				外观图代号 Outline Graph Code
			制冷量 Capacity		COP		
	cm³/rev	r/s	kW	kBTU/h	W/W	BTU/Wh	
T-SWY074H00A	74	30-100	11.0	37.5	3.14	10.71	M
T-SWY110H00A	110	30-90	16.2	55.3	3.15	10.74	—

测试条件：冷凝温度54.4℃，蒸发温度7.2℃，过冷度8.3K，过热度11.1K
Rating Condition: Condensing Temperature54.4℃，Evaporating Temperature7.2℃，Sub Cooling8.3K，Superheat11.1K

R407C

AC Inverter 380V

压缩机型号 Compressor Model	排气量 Displacement	转速范围 Revolution Range	60r/s				外观图代号 Outline Graph Code
	cm³/rev	r/s	制冷量 Capacity		COP		
			kW	kBTU/h	W/W	BTU/Wh	
C-SWS225H00C	74	30-100	16.5	56.3	3.03	10.3	Ms
C-SWS225H00F	74	30-100	16.5	56.3	3.03	10.3	M
T-SWS110H00A	110	30-90	25.2	86.0	3.25	11.1	-

AC Inverter 220V

压缩机型号 Compressor Model	排气量 Displacement	转速范围 Revolution Range	60r/s				外观图代号 Outline Graph Code
			制冷量 Capacity		COP		
	cm³/rev	r/s	kW	kBTU/h	W/W	BTU/Wh	
C-SWS180H01C	56	30-100	12.9	44.0	3.19	10.9	Ns
T-SWS056H01A	56	30-100	12.9	44.0	3.19	10.9	N
C-SWS225H01C	74	30-100	16.5	56.3	3.17	10.8	Ms

测试条件：冷凝温度54.4℃，蒸发温度7.2℃，过冷度8.3K，过热度11.1K
Rating Condition: Condensing Temperature54.4℃，Evaporating Temperature7.2℃，Sub Cooling8.3K，Superheat11.1K

电动巴士空调用
Electric Bus Application



产品特点
Product Characteristics

特点

- 矢量变频控制技术，实现室内温度精准控制，为乘客带来舒适体验。
- 喷气增焓技术有效解决压缩机低温运转特性，提升性能。
- 结构紧凑（高度小于180mm），缩小安装空间，降低机组设计成本。
- 压缩机与驱动模块分体式设计，确保驱动系统视运转环境而优化选取。
- 全金属外壳的耐候性设计，可实现IP67防护等级，满足行业最高防护标准要求。

Features

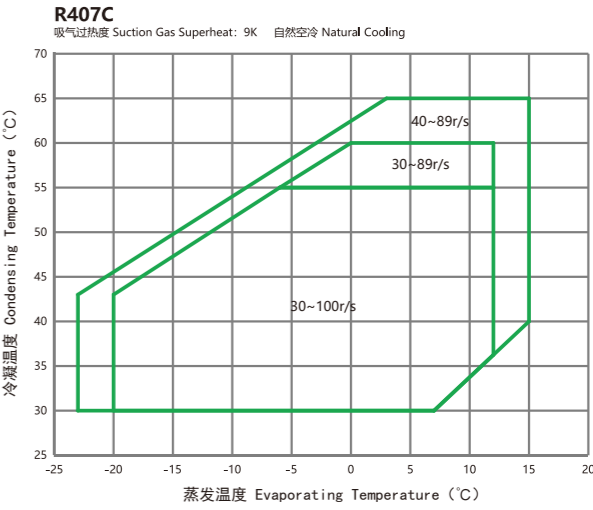
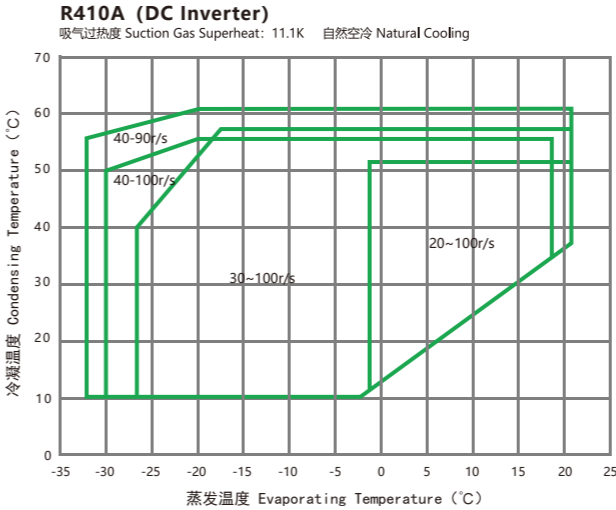
- With its vector technology to achieve accurate control of indoor temperature, brings comfortable experience to passengers.
- Jet enthalpy technology effectively solves the low temperature operation characteristics of compressors and improves performance.
- Compact structure (height less than 180mm), saving installation space and reduce cost for customer on unit design.
- Split-type design between the compressor and drive module ensure that the drive system could be optimized and chosen according to the operating envelope.
- Weather ability design with full metal shell achieves IP67 protection and meets the highest protection standards in the industry.

产品线
Product Line

制冷剂 Refrigerant	电源 Power	额定功率 Output (HP)														
		1	2	3	4	5	6	7	8	9	10	11	12	13	14	15
R410A	DC Inverter	42cc														
		67cc														
		81cc														
		73cc														
R407C	AC Inverter	56cc														
		74cc														



运行范围
Operation Envelope



不同机型的运行范围稍有区别，详见规格书。
The operation envelope of different models is slightly different, please see the specifications.

R410A

压缩机型号 Compressor Model	排气量 Displacement	转速范围 Revolution Range	60r/s				外观图代号 Outline Graph Code
			制冷量 Capacity		COP		
	cm³/rev	r/s	kW	kBTU/h	W/W	BTU/Wh	
5CW042ZA11	42	30-90	13.9	47.4	3.17	10.8	Ps
5CW067ZA01	67	30-90	22.3	76.1	3.19	10.9	Qs
5CW073ZA02	73	20-100	24.8	84.6	3.25	11.1	-
5CW081ZA01	81	20-100	26.8	91.4	3.25	11.1	-

R407C

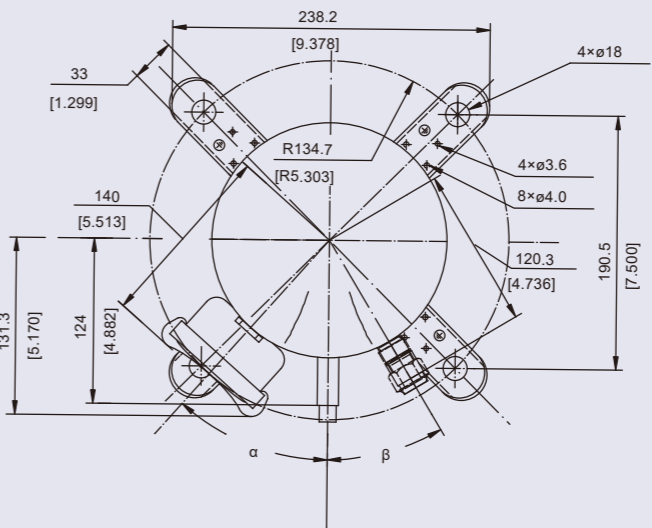
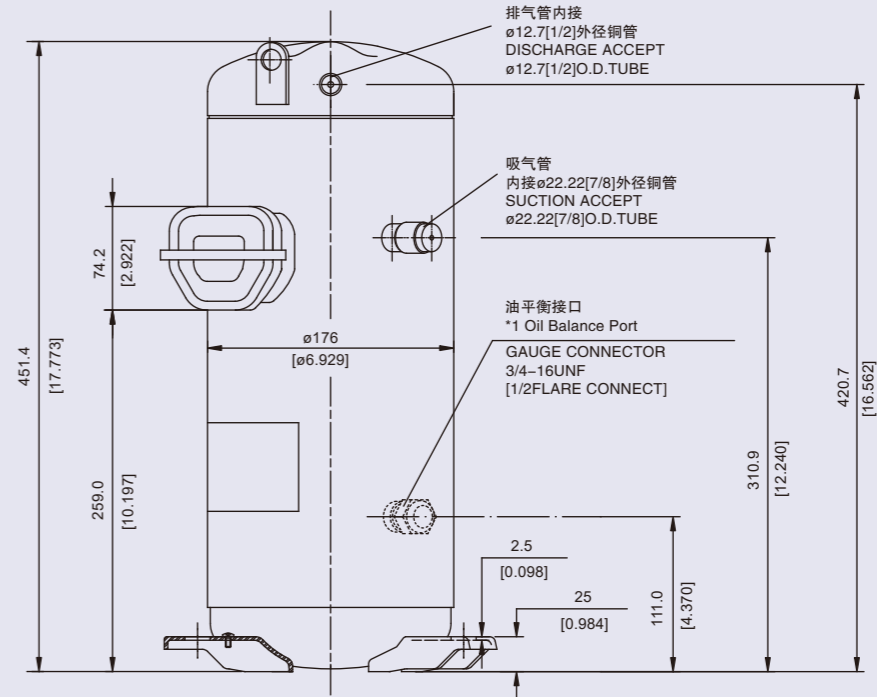
压缩机型号 Compressor Model	排气量 Displacement	转速范围 Revolution Range	60r/s				外观图代号 Outline Graph Code
			制冷量 Capacity		COP		
	cm³/rev	r/s	kW	kBTU/h	W/W	BTU/W/h	
4CW074NA01	74	30-100	16.5	56.3	3.06	10.4	Qs

压缩机型号 Compressor Model	排气量 Displacement	转速范围 Revolution Range	60r/s				外观图代号 Outline Graph Code
			制冷量 Capacity		COP		
			cm³/rev	r/s	kW	kBTU/h	
4CW056MA01	56	30-100	12.9	44.0	3.19	10.9	Ps
4CW074MA01	74	30-100	16.5	56.3	3.17	10.8	Qs
4CW074MA21	74	30-100	16.5	56.3	3.17	10.8	Q

测试条件: 冷凝温度54.4℃, 蒸发温度7.2℃, 过冷度8.3K, 过热度11.1K
Rating Condition: Condensing Temperature 54.4℃, Evaporating Temperature 7.2℃, Sub Cooling 8.3K, Superheat 11.1K

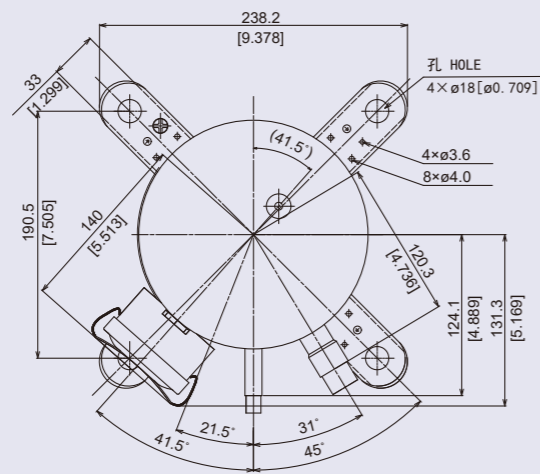
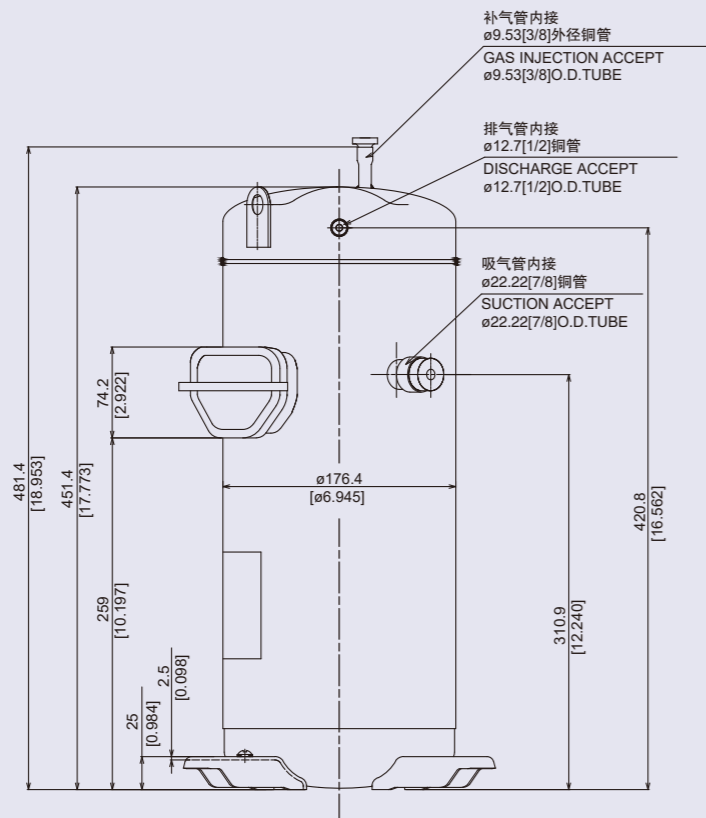
■ B系列代表机型（常规）
B Series Basic Standard Model

代号 Code	α	β	并联接口 Oil Balance Port
A	41.5°	31.0°	×
B	27.5°	45.0°	×
At	41.5°	31.0°	○



外观图
Outline Graph

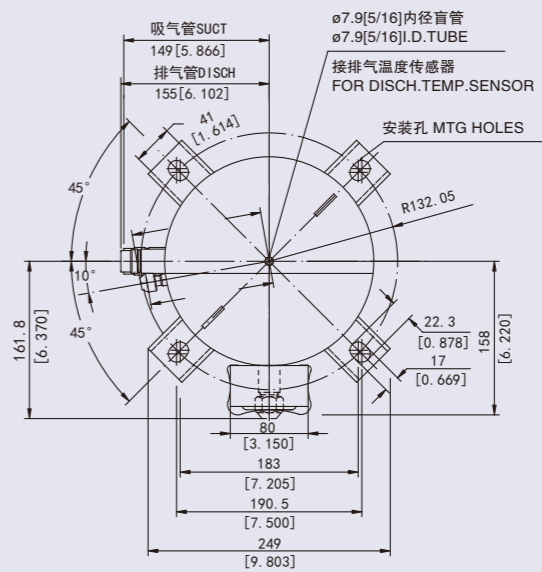
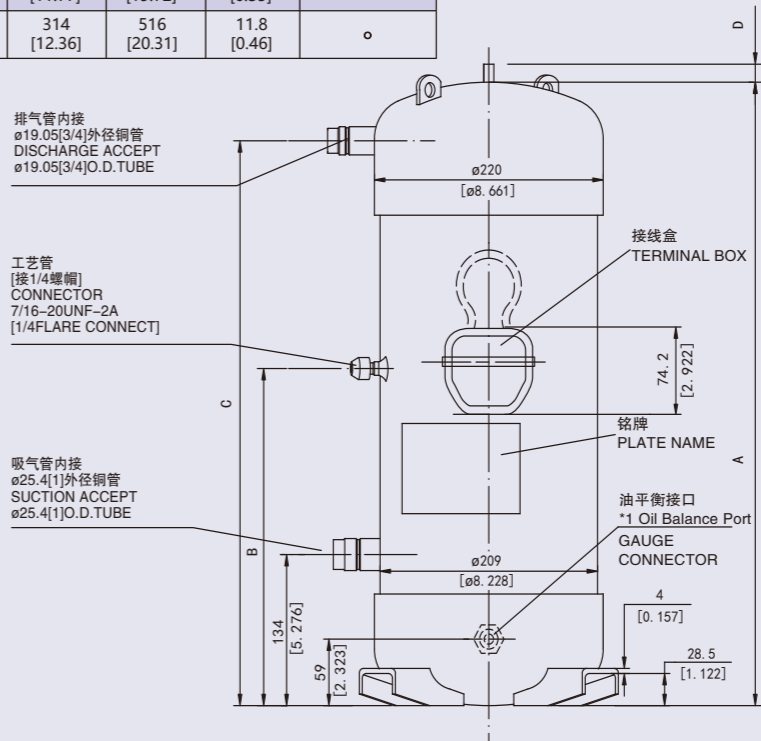
■ B系列代表机型（补气）
B Series Basic Vapor Injection Model



外观图
Outline Graph

■ C系列代表机型（常规）
C Series Basic Standard Model

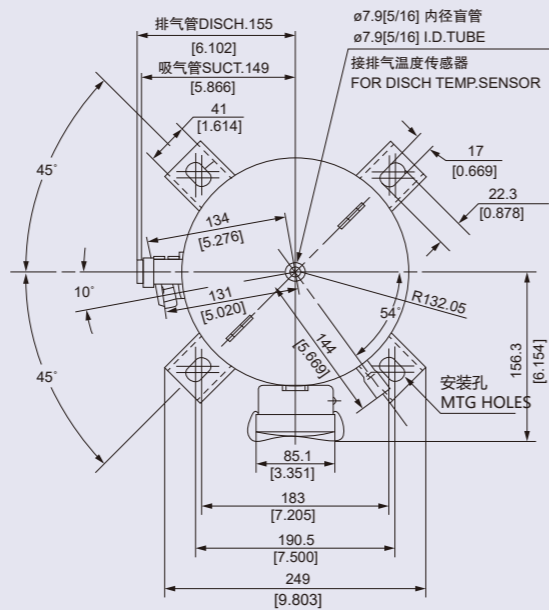
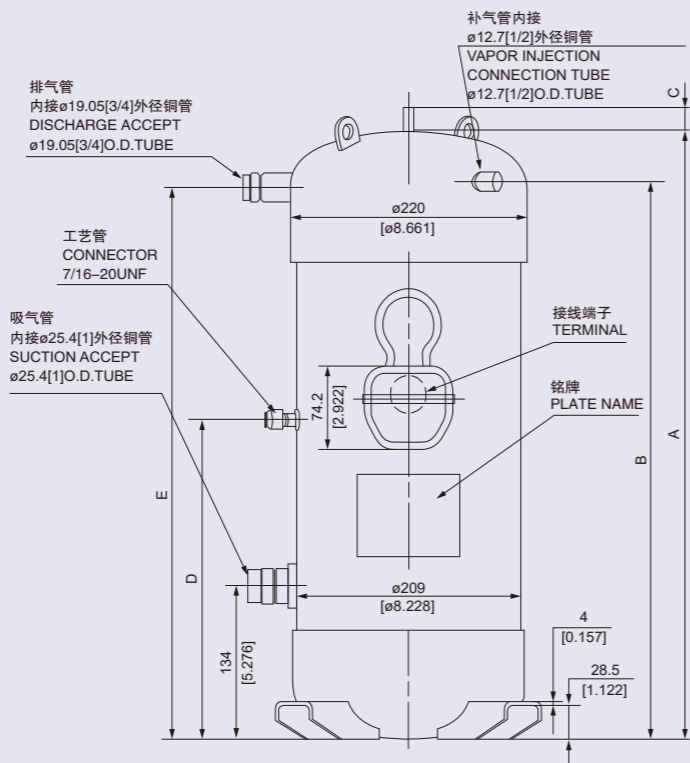
代号 Code	A	B	C	D	并联接口 Oil Balance Port
D	538 [21.18]	284 [11.18]	486 [19.13]	8 [0.31]	×
E	553 [21.77]	299 [11.77]	501 [19.72]	9 [0.35]	×
Dt	538 [21.18]	284 [11.18]	486 [19.13]	8 [0.31]	○
Et	553 [21.77]	299 [11.77]	501 [19.72]	9 [0.35]	○
Ft	568 [22.36]	314 [12.36]	516 [20.31]	11.8 [0.46]	○



外观图
Outline Graph

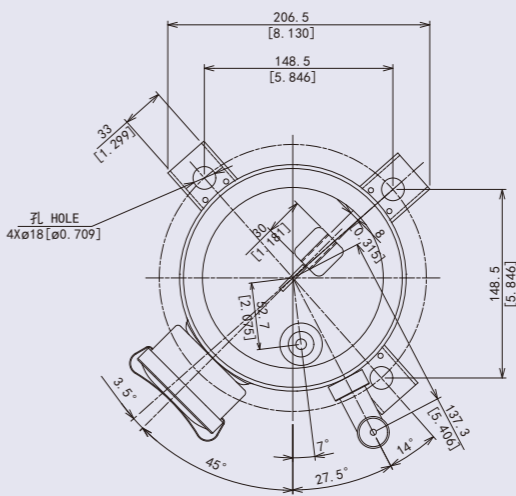
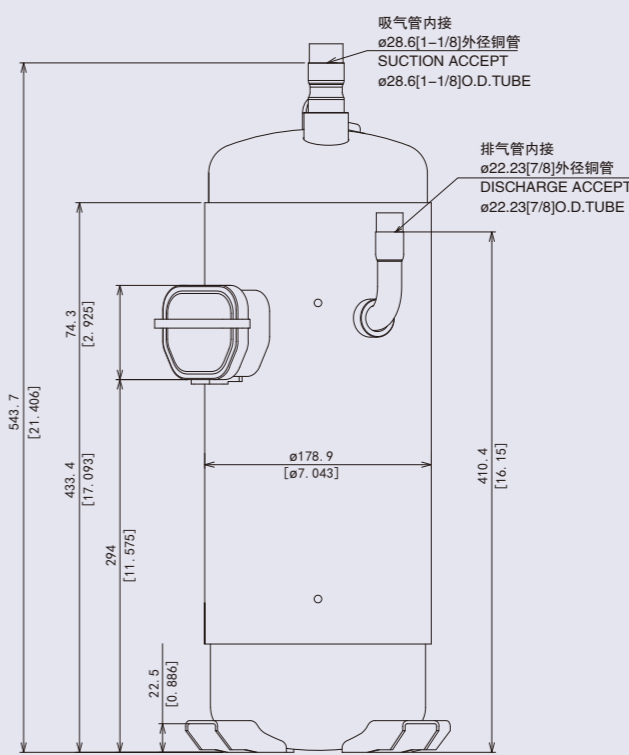
■ C系列代表机型（补气）
C Series Basic Vapor Injection Model

机型 Model	A	B	C	D	E
C-SCP270H38Q	533 [21.772]	497.7 [19.594]	8.2 [0.323]	299 [11.772]	501 [19.724]
C-SCP315H38Q	553 [21.772]	501.7 [19.752]	12.2 [0.480]	299 [11.772]	501 [19.724]
C-SCP360H38Q	553 [21.772]	506.7 [19.949]	10.2 [0.401]	299 [11.772]	501 [19.724]
C-SCP435H38Q	568 [22.362]	516.7 [20.343]	12.2 [0.480]	314 [12.362]	516 [20.315]



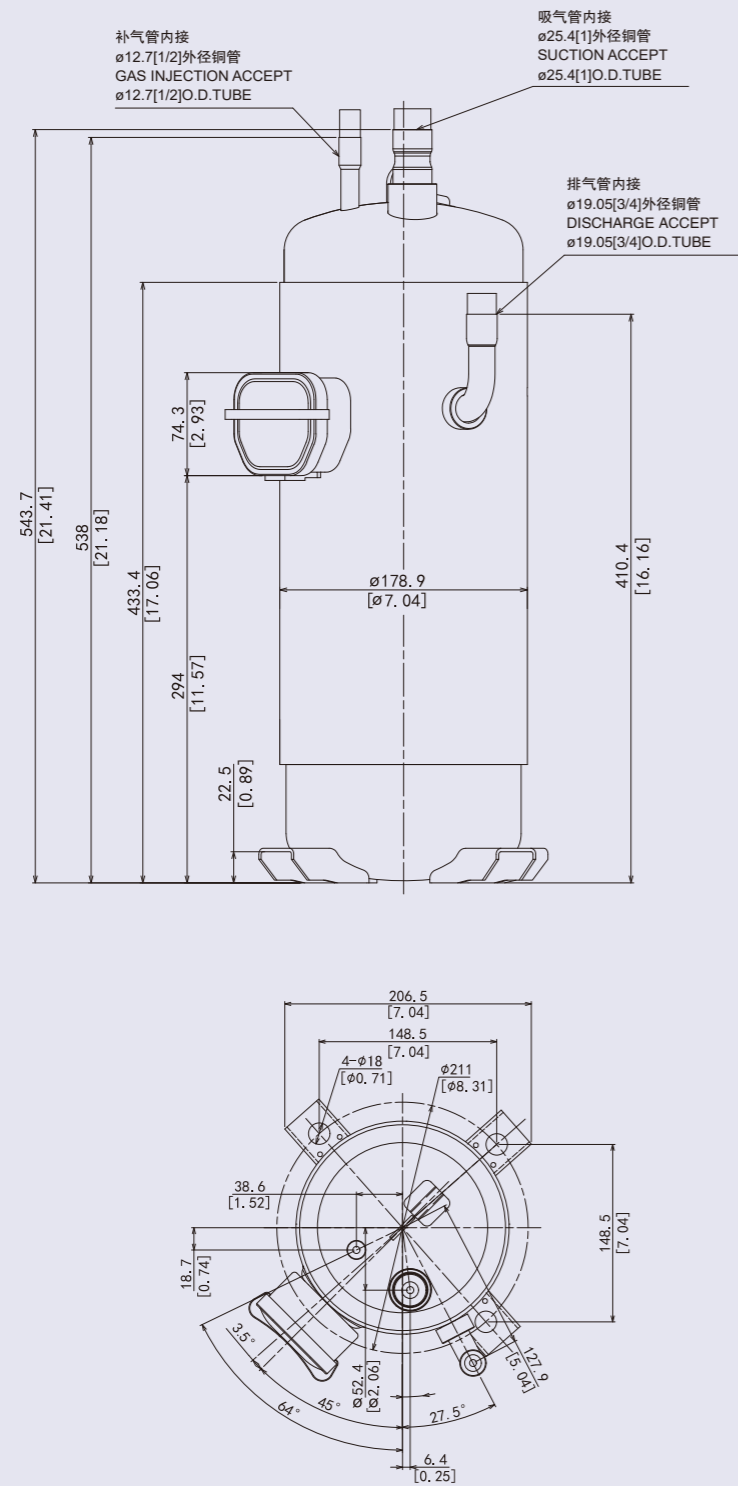
外观图
Outline Graph

■ D系列代表机型（常规）
D Series Basic Standard Model



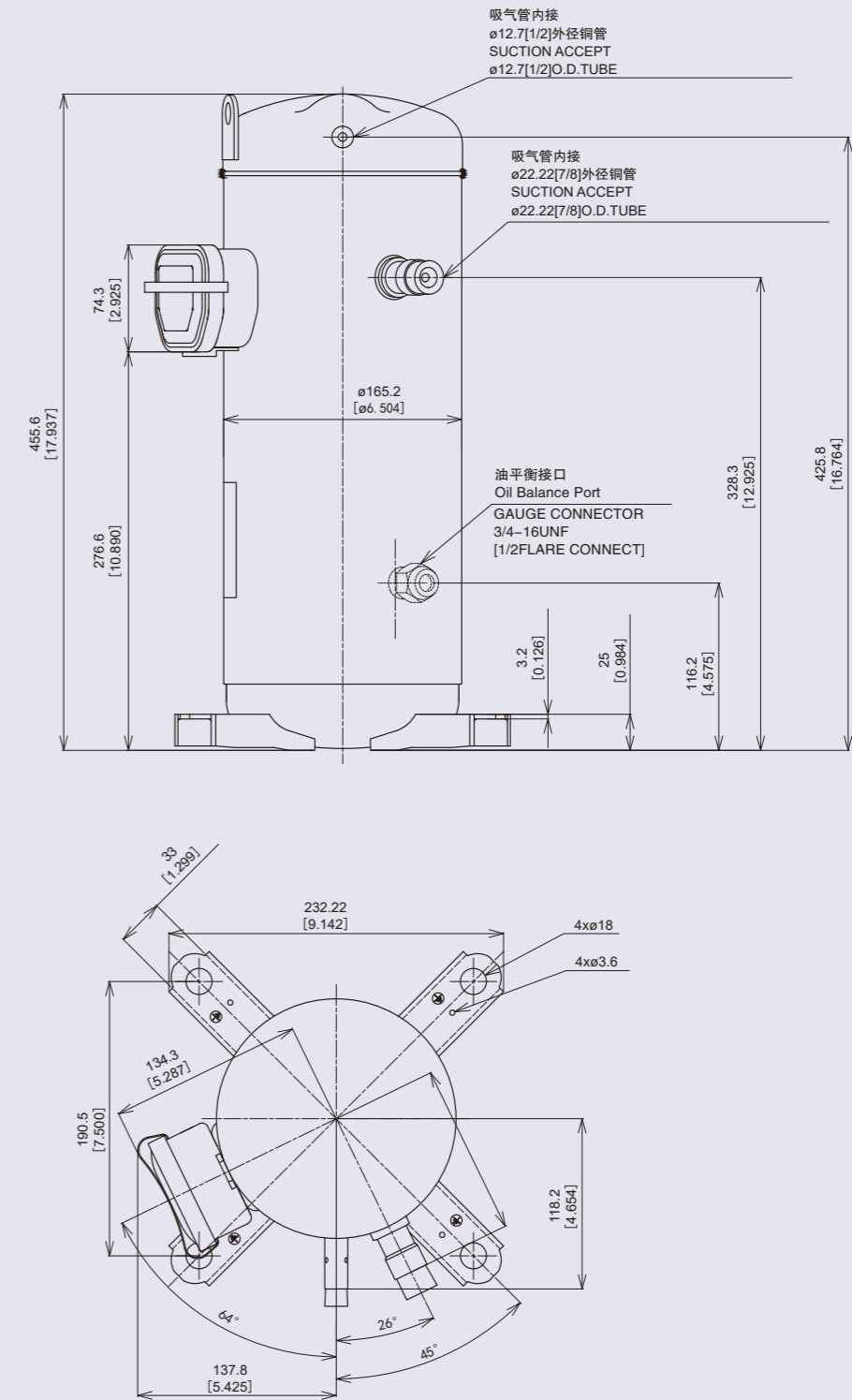
外观图 Outline Graph

■ D系列代表机型（补气） D Series Basic Vapor Injection Model



外观图 Outline Graph

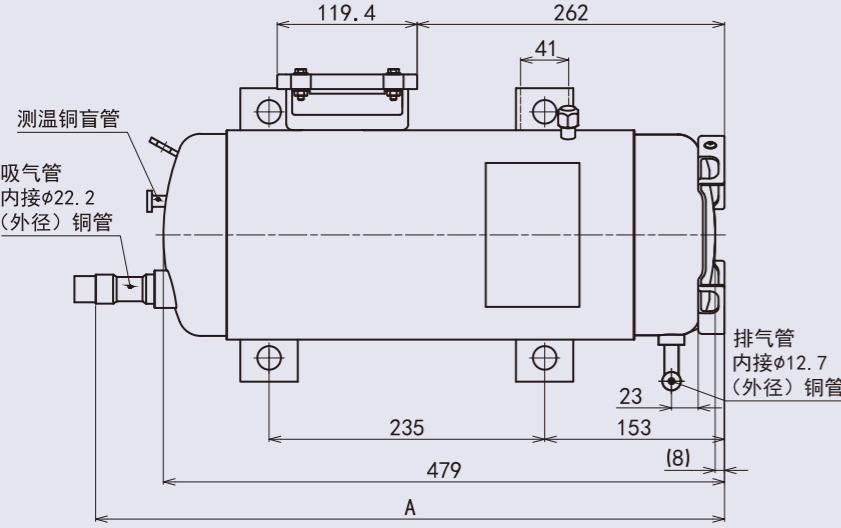
■ E系列代表机型 E Series Basic Model



外观图
Outline Graph

■ W系列代表机型
W Series Basic Model

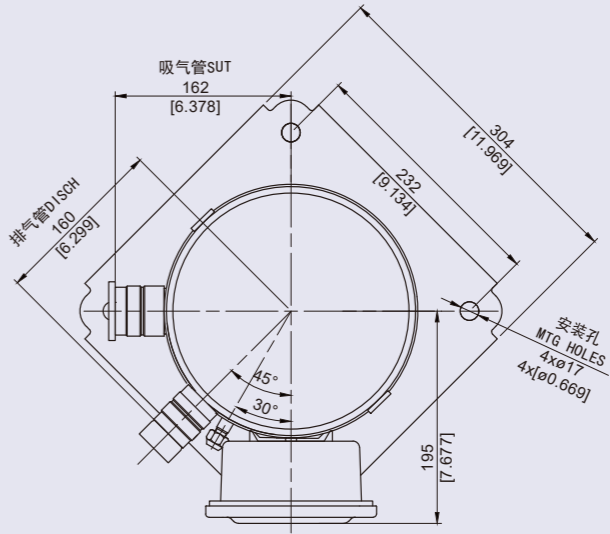
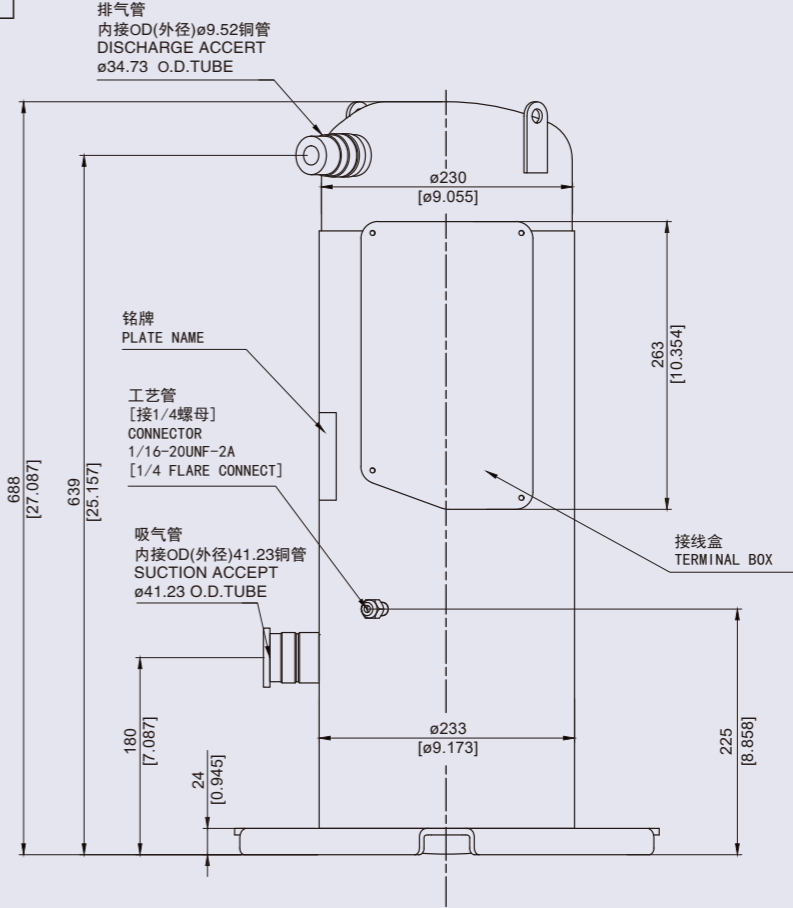
机型型号	外观代号	A	B	C	D
5CW042ZA11	Ps	533	230.5	190.5	148.5
4CW056MA01					
5CW067ZA02					
4CW074NA01	Qs	537	230.5	190.5	148.5
4CW074MA01					
4CW074MA11	Q	537	250.4	210	133
5CW073ZA02	参见规格书				
5CW081ZA01					



外观图
Outline Graph

■ F系列代表机型 (常规)
F Series Basic Standard Model

机型 Model	并联接口 Oil Balance Port
5CF208SA01	×
5CF227SA01	×
5CF277SA01	×



外观图 Outline Graph

■ F系列代表机型（补气） F Series Basic Vapor Injection Model

