



NEWEX

Experience New

NEWEX INTERNATIONAL CO., LTD

PHILEXI is a trademark of NEWEX INTERNATIONAL CO., LTD

Hongkong Office Address:

FLAT/RM 02, 7/F, SPA CENTRE,
NO.53-55 LOCKHART ROAD,
WAN CHAI, HONG KONG

Sourcing Manager/ Sales Manager: Mr. Justin

Whatsapp/Mobile/Wechat: +8613928822021

Skype ID: liangshizong

Email: justin@philexi.com, justin.liang@newexintl.com

Guangzhou Office Address:

Room 505, BLDG A, Hengda Business
Center, 3rd Bigui Road, Luopu Street,
Panyu District, Guangzhou, China

Bsonyo

松洋压缩机

营业本部

地址: 大连市甘井子区东海路78号

海外营业部

地址: 大连市甘井子区东海路78号

珠海事务所

地址: 中国广东省珠海市吉大海滨南路
光大国际贸易中心3006室

Sales & Marketing Division

Address: No. 78 Donghai Road, Gan Jingzi
District Dalian, P.R.China

Overseas Sales Department

Address: No. 78 Donghai Road, Gan Jingzi
District Dalian, P.R.China

Zhuhai Office

Address: 3006 Room, Everbright International
Trade Center South JiDa HaiBin Road
ZhuHai Guang Dong Province. China

冰山松洋压缩机(大连)有限公司

地址: 大连市甘井子区东海路78号

样本中所有产品图片仅供参考, 以实际订货产品为准。
参数如有变动恕不另行通知。

Sonyo Compressor (Dalian) Co., Ltd.

Address: No.78 Donghai Road, Gan Jingzi District,
Dalian, P.R.China

All of the pictures in catalogues are only for your reference
and subject to the actual products.
Parameters are subject to change without notice.

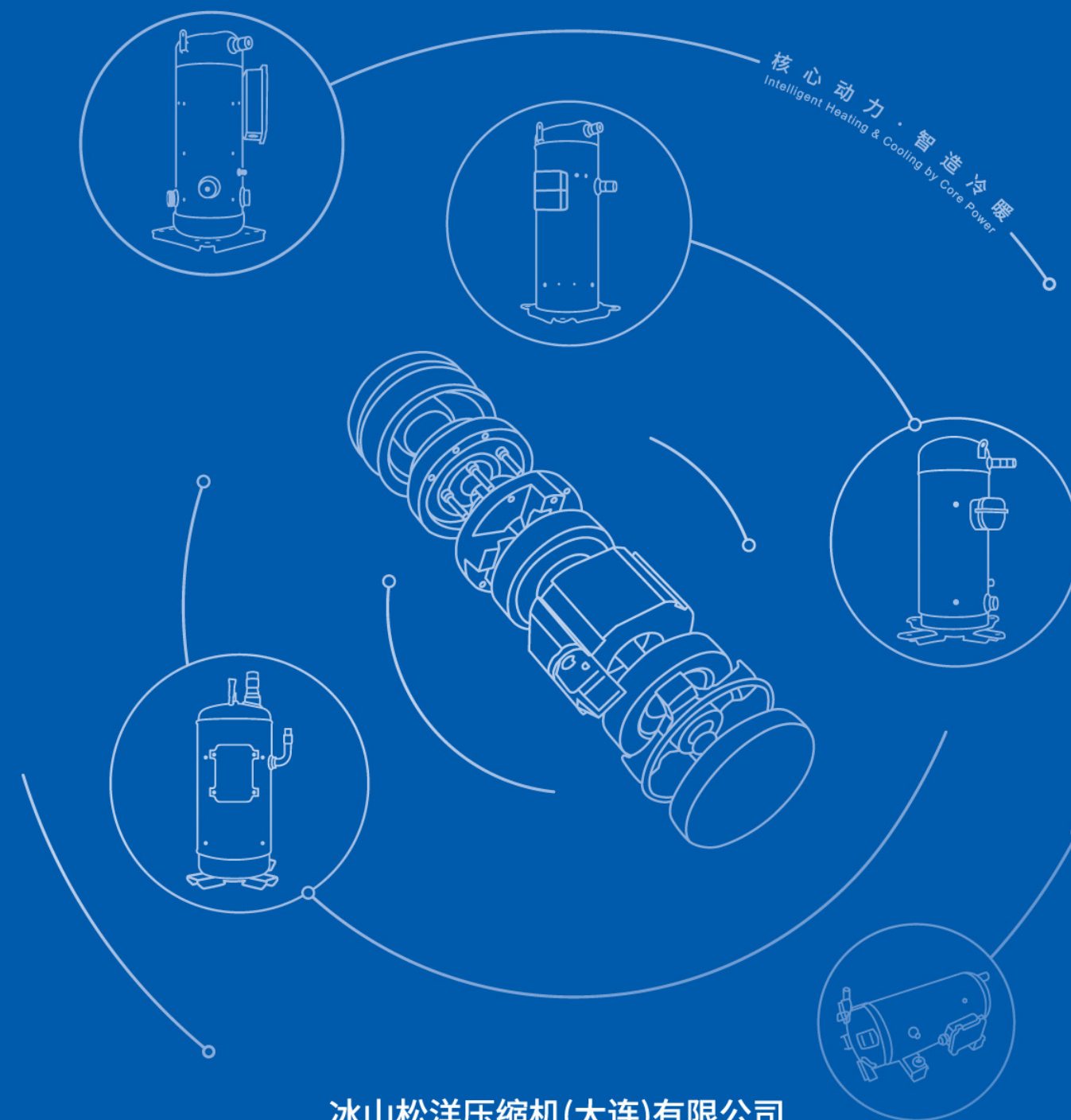


Bsonyo

松洋压缩机

涡旋压缩机产品手册

SCROLL COMPRESSOR CATALOGUE



冰山松洋压缩机(大连)有限公司
Sonyo Compressor (Dalian) Co., Ltd.

Bsonyo

冰山松洋压缩机(大连)有限公司



成立时间

1994年9月



经营范围

全封闭涡旋压缩机



全场景应用领域

空调、工业、车载、
热泵、医用、
冷冻冷藏、储能温控、
机房空调

员工

1300余人



注册资本

4.42亿元



占地面积

75200平方米

创新和传播冷热技术，改善人类环境

冰山松洋压缩机（大连）有限公司前身于1994年9月成立，创始于大连三洋压缩机有限公司，传承于松下压缩机（大连）有限公司，2022年12月6日正式更名为冰山松洋压缩机（大连）有限公司，即日起成为冰山冷热科技股份有限公司全资子公司。公司注册资本4.42亿元，占地面积7.52万平方米，员工1300余人。公司坐落于中国东部沿海重要经济枢纽城市——大连市。

近年来，通过智能制造和领先的品控战略，公司在商用空调、工业、车载、热泵、医用、冷冻冷藏、储能温控、机房空调等领域已发展成为全场景应用的综合压缩机制造商。

我们的愿景是成为世界一流的涡旋压缩机企业，以民生需求、社会发展为基础进行技术革新，以“创新和传播冷热技术，改善人类环境”为使命，把压缩机的每一处开发设计精益求精到细微、运用到极致。在新的环境中，冰山松洋压缩机（大连）有限公司将坚持“以客户为中心，以奋斗者为本，长期坚持艰苦奋斗”的经营理念，开放合作共赢，持续为客户和全社会创造价值。

Sonyo Compressor (Dalian) Co., Ltd. was founded in Sep. 1994 originated in Dalian Sanyo Compressor Co., Ltd. and inherited from Panasonic Appliances Compressor (Dalian) Co., Ltd. then changed to Sonyo Compressor (Dalian) Co., Ltd. on 6th Dec. 2022 which became a Wholly-owned subsidiaries of Dalian Refrigerating Machines Co., Ltd. The total investment is 442 million, covers an area of 75,200 square meters with employs more than 1,300 people. The company is located in Dalian, an important economic hub city in eastern coast of China.

Sonyo has developed into a comprehensive compressor manufacturer for panoramic applications in the fields of commercial air conditioning, industry refrigeration, EV bus, heat pump, medical treatment, energy storage, precision air conditioner and other refrigeration solutions through intelligent manufacturing and leading quality control strategy in recent years.

We focus on becoming a world-class scroll compressor enterprise to proceed technological innovation based on the needs of people's life and social development. As a vision of "innovating and promoting refrigeration & heating technology, improving environment" to realize each detail and application of design on compressor approach to subtlety with extreme level. Sonyo Compressor (Dalian) Co., Ltd. will adhere to the business philosophy of "customer-centric, strivers based, long-term hard work", with win-win cooperation to keep creating value for customers and the whole society in the new environment.

CONTENTS

目录

01

- 01 公司介绍 Introduction
- 03 命名规则 Product Nomenclature

05

工商业空调用 Air-Conditioning Application

- 05 产品特点 Product Characteristics
- 07 产品线 Product Line-up
- 08 运行范围 Operation Envelope
- 09 基本参数 Basic Parameters

23

热泵用 Heat Pump Application

- 23 产品特点 Product Characteristics
- 25 产品线 Product Line-up
- 26 运行范围 Operation Envelope
- 27 基本参数 Basic Parameters

33

冷冻冷藏用 Refrigeration Application

- 33 产品特点 Product Characteristics
- 35 产品线 Product Line-up
- 36 运行范围 Operation Envelope
- 39 基本参数 Basic Parameters

45

轨道列车用 Train Application

- 45 产品特点 Product Characteristics
- 47 产品线 Product Line-up
- 48 运行范围 Operation Envelope
- 48 基本参数 Basic Parameters

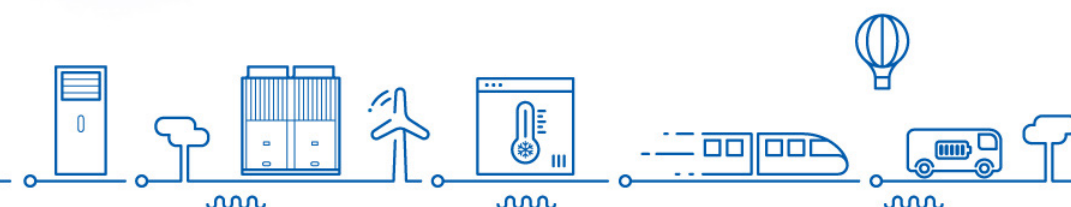
49

电动巴士空调用 Electric Bus Application

- 49 产品特点 Product Characteristics
- 51 产品线 Product Line-up
- 51 运行范围 Operation Envelope
- 52 基本参数 Basic Parameters

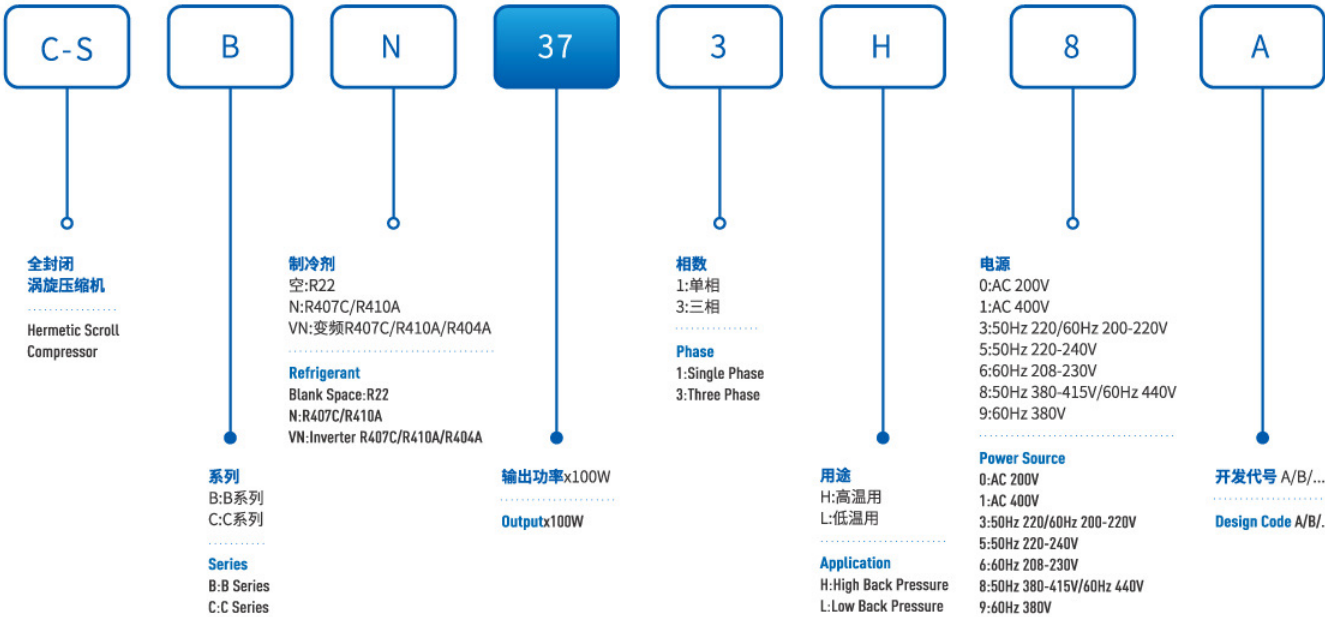
51

外观图 Outline Graph



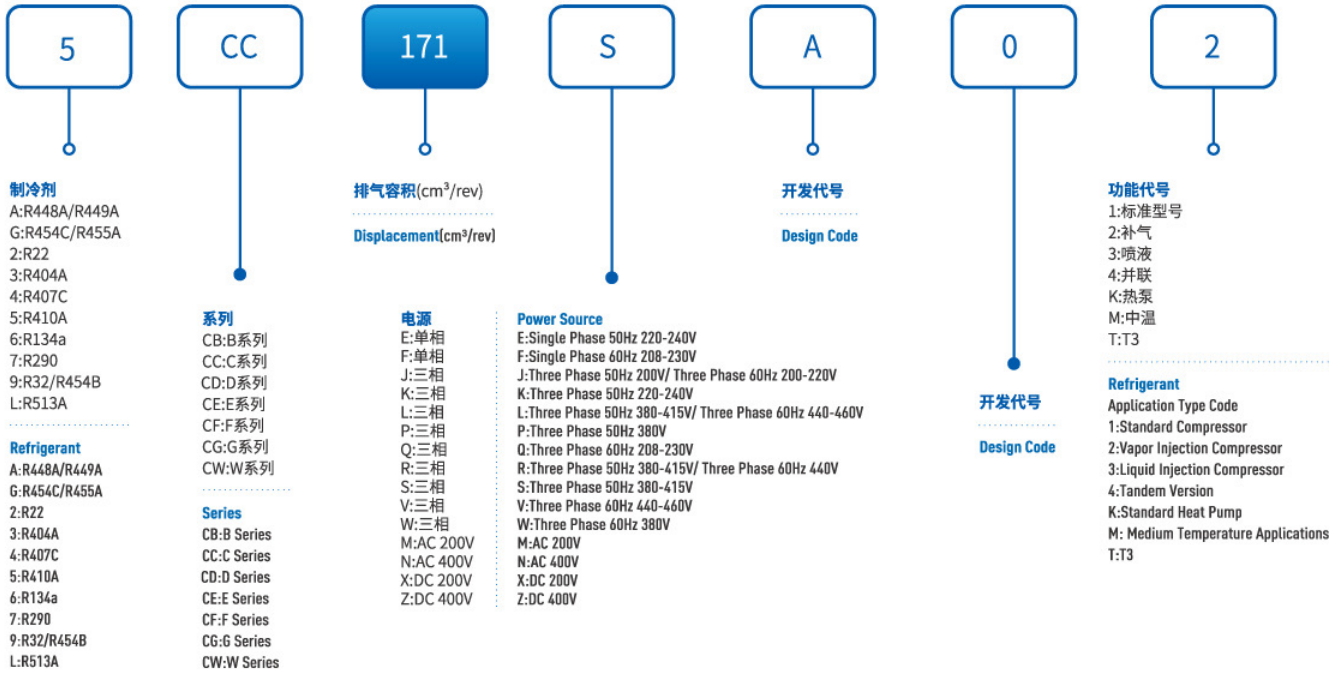
命名规则-功率命名法

Product Nomenclature-Power Nomenclature



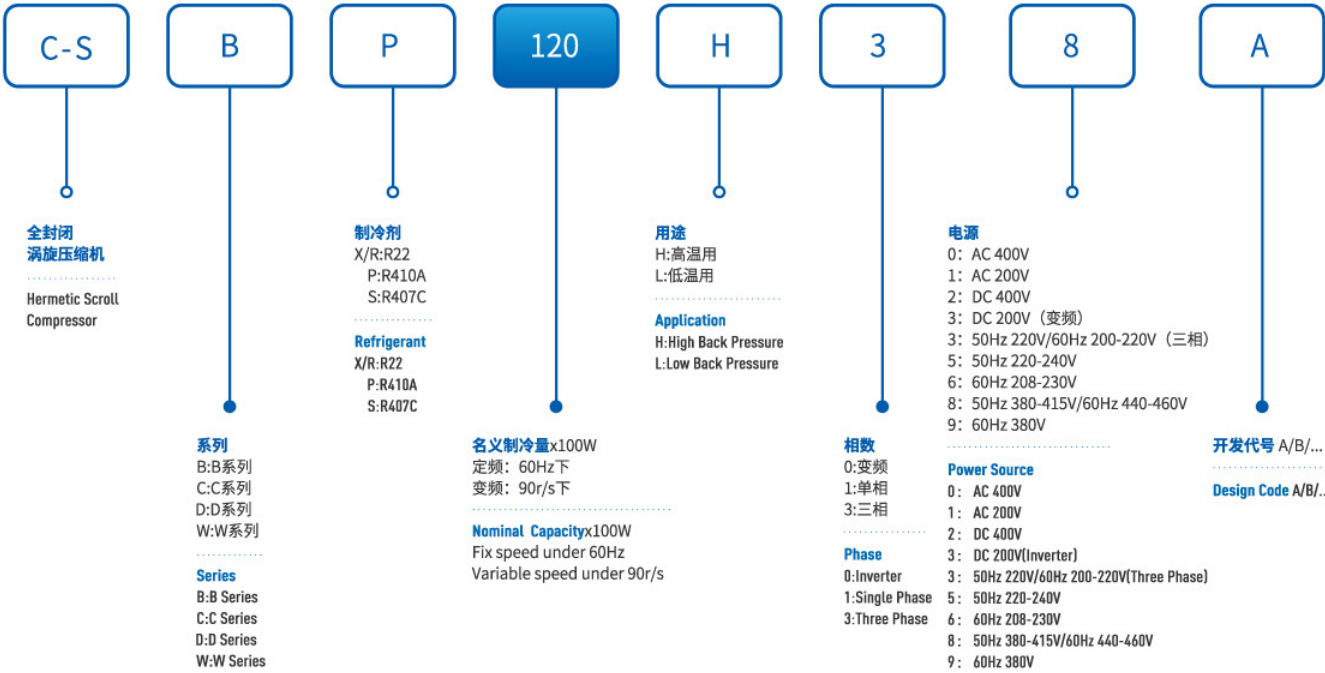
命名规则-排量命名法1

Product Nomenclature-Nomenclature of displacement 1



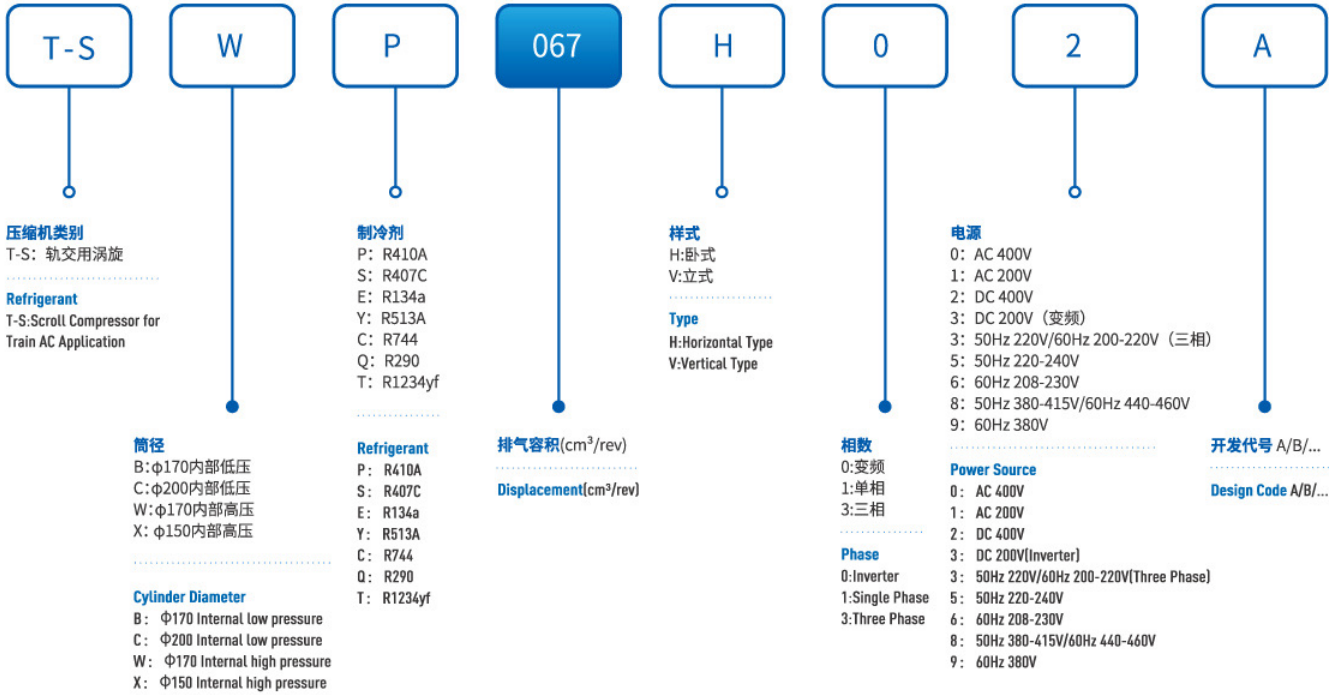
命名规则-冷量命名法

Product Nomenclature-Nomenclature of cooling capacity



命名规则-排量命名法2

Product Nomenclature-Nomenclature of displacement 2



AIR-CONDITIONING APPLICATION

Features

- ▼ Refrigerant R410A/R407C/R22/R32.
- ▼ Lower sound level by ultra-precision machining and assembly technology.
- ▼ Direct power breakdown for motor protection.
- ▼ PPS tip seal, improve the sealing performance and efficiency.
- ▼ Simple structure, high reliability.



工商业空调用

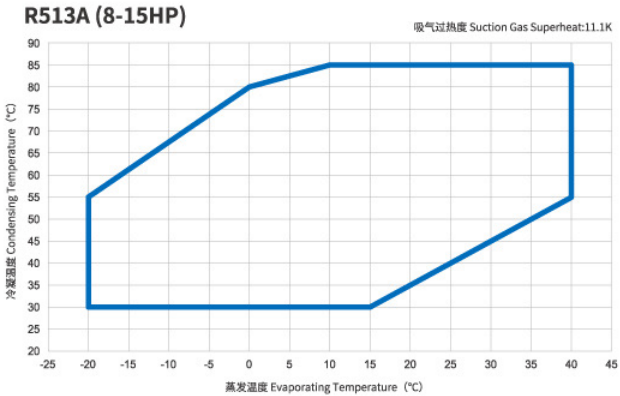
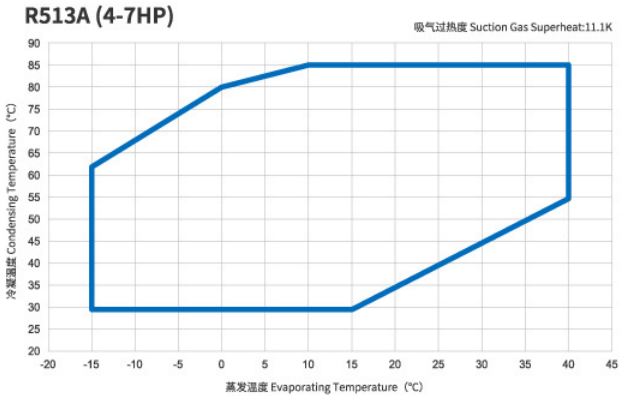
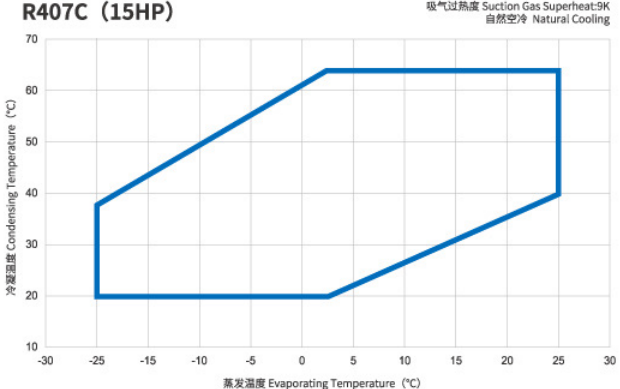
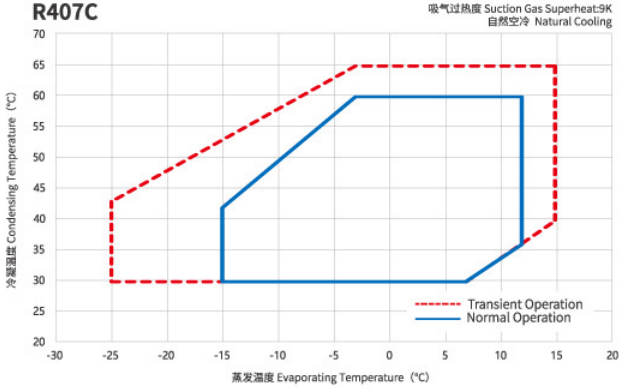
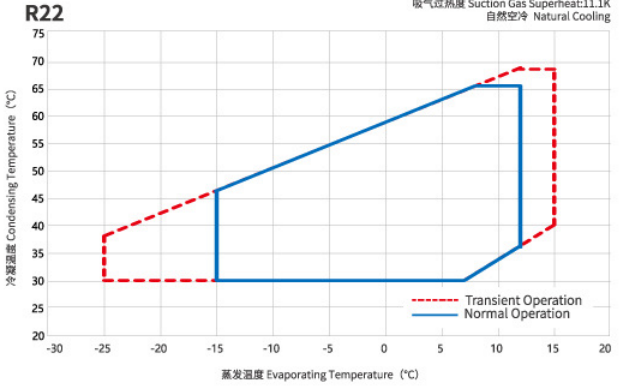
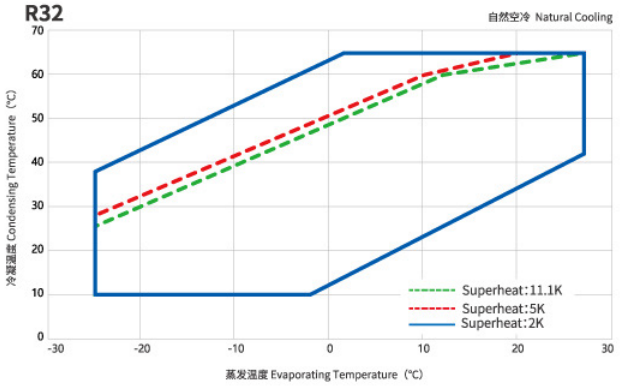
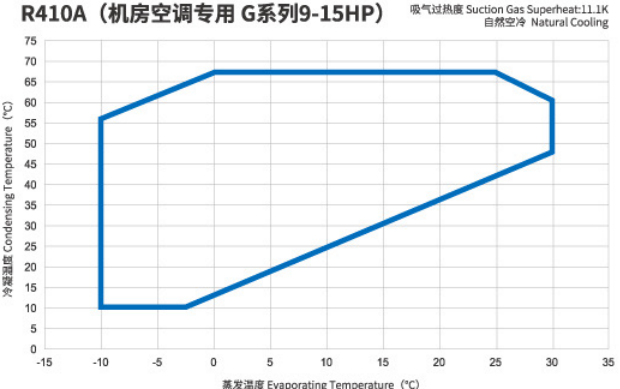
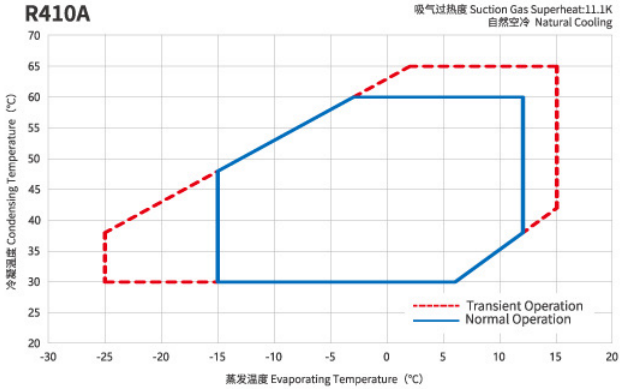
产品特点

- ▼ 适用于R410A/R407C/R22/R32等多种制冷剂
- ▼ 采用PPS齿顶密封圈，密封动定涡旋
- ▼ 依靠超精密加工及装配，获得更低运行噪音
- ▼ 机构简单、稳定可靠
- ▼ 直接断电内部保护器，可靠保护电机

产品线
Product Line-up

制冷剂 Refrigerant	电源	额定功率 Output (HP)																								
	Power Source	3	4	5	6	7	8	9	10	11	12	13	14	15	16	17	18	19	20	21	22	23	24	25		
R410A	单相 Single Phase 60Hz 208-230V /230V	3.1-7HP																								
	单相 Single Phase 50Hz 220-240V	3.5-5HP																								
	三相Three Phase 50Hz 380-415V 60Hz 440-460V	3-11HP																								
	三相Three Phase 50Hz 380-415V	5-25HP																								
	三相 Three Phase 50Hz 380-400V/ 60Hz 440V	6-15HP																								
	60Hz 208-230V /230V	3.1-12HP																								
	三相 Three Phase 60Hz 380V	3-15HP																								
	DC Inverter	42.3-120cc																								
R407C	单相Single Phase 50Hz 220-240V	3.5-12HP																								
	三相Three Phase 50Hz 380-415V/ 60Hz 440-460V	3.5-15HP																								
	三相 Three Phase 60Hz 208-230V /230V	3.1-10HP																								
	三相 Three Phase 60Hz 380V	3.5-12HP																								
R32/R454B	单相 Single Phase 50Hz 220-240V	3.5-5.5HP																								
	三相 Three Phase 50Hz 380-415V	3-15HP																								
	三相 Three Phase 60Hz 208-230V	3-6HP																								
R513A	三相 Three Phase 50Hz 380-415V / 60Hz 440-460V	5-15HP																								
	三相 Three Phase 50Hz 380-415V	4-7HP																								
	三相 Three Phase 60Hz 208-230V	5HP																								
R22	单相 Single Phase 60Hz 208-230V	3.5-5.5HP																								
	单相 Single Phase 50Hz 220-240V	3.1-5.8HP																								
	三相 Three Phase 50Hz 380-415V / 60Hz 440-460V	3.1-12HP																								
	三相 Three Phase 60Hz 208-230V	3.1-12HP																								
	三相 Three Phase 50Hz 220-240V	4-12HP																								
	三相 Three Phase 60Hz 380V	3.1-12HP																								


运行范围
Operation Envelope




不同机型的运行范围稍有区别，详见规格书。
The operation envelope is different from models, please refer to the specification for details.

基本参数

Basic Parameters


50Hz 380-400V/60Hz 440-460V														 R410A	
相 Phase	额定功率 Output	排气量 Displacement	压缩机型号 Compressor Model	50Hz				60Hz				堵转 电流 LRA	额定 电流 RLA	最大持 续电流 MCC	备注 Remark
	HP	cm³/rev		制冷量 Capacity	COP		制冷量 Capacity	COP							
				kW	kBTU/h	W/W	BTU/Wh	kW	kBTU/h	W/W	BTU/Wh	A	A	A	
3	3	34	5CE034LA04	8.7	29.7	2.80	9.6	10.6	36.2	2.90	9.8	-	-	-	Tandem
	3.5	40	C-SBP120H38A	10.0	34.1	2.86	9.8	12.2	41.7	2.94	10.0	66	9.6	13.4	Single
			C-SBP120H38B	10.0	34.1	2.86	9.8	12.2	41.7	2.94	10.0	66	9.6	13.4	Tandem
			C-SBN303H8D	9.8	33.5	2.68	9.2	12.2	41.7	2.87	9.8	48	7.9	11.1	Single
			C-SBN303H8H	9.8	33.5	2.68	9.2	12.2	41.7	2.87	9.8	48	7.9	11.1	Tandem
	3.7	42	C-SBP130H38A	10.9	37.2	2.91	9.9	13.3	45.4	3.02	10.3	66	9.4	13.2	Single
			C-SBP130H38B	10.9	37.2	2.91	9.9	13.3	45.4	3.02	10.3	66	9.4	13.2	Tandem
	4	46	C-SBP140H38A	11.7	39.9	2.93	10.0	14.3	48.8	3.01	10.3	66	10.2	14.2	Single
			C-SBP140H38B	11.7	39.9	2.93	10.0	14.3	48.8	3.01	10.3	66	10.2	14.2	Tandem
	4.6	52	C-SBP160H38C	13.2	45.0	3.07	10.5	16.0	54.6	3.08	10.5	66	11.9	16.7	Single
			C-SBN353H8D	13.0	44.4	2.80	9.6	16.2	55.3	2.97	10.1	63	9.7	13.6	
			C-SBN353H8H	13.0	44.4	2.80	9.6	16.2	55.3	2.97	10.1	63	9.7	13.6	Tandem
			C-SBP160H38A	13.2	45.1	2.87	9.8	16.2	55.3	2.98	10.2	73	11.9	16.7	Single
			C-SBP160H38B	13.2	45.1	2.87	9.8	16.2	55.3	2.98	10.2	73	11.9	16.7	Tandem
			C-SBN373H8D	14.1	48.1	2.97	10.1	17.1	58.4	3.05	10.4	48	10.1	14.1	Single
	5	56	C-SBN373H8H	14.1	48.1	2.97	10.1	17.1	58.4	3.05	10.4	63	10.1	14.1	Tandem
			C-SBP170H38A	14.2	48.5	2.99	10.2	17.3	59.1	3.04	10.4	73	12.4	17.4	Single
			C-SBP170H38B	14.2	48.5	2.99	10.2	17.3	59.1	3.04	10.4	73	12.4	17.4	Tandem
			C-SBP185H38A	15.2	51.9	2.92	10.0	18.7	63.8	3.07	10.5	73	12.4	17.4	Single
	6	67	C-SBN453H8D	16.4	56.0	2.85	9.7	20.3	69.3	3.01	10.3	66	11.9	16.7	
			C-SBN453H8H	16.4	56.0	2.85	9.7	20.3	69.3	3.01	10.3	63	11.9	16.7	Tandem
			C-SBP205H38A	16.8	57.4	3.00	10.2	20.6	70.3	3.10	10.6	73	12.9	18.0	Single
			C-SBP205H38B	16.8	57.4	3.00	10.2	20.6	70.3	3.10	10.6	73	12.9	18.0	Tandem
	6.8	76	C-SBP235H38A	19.9	67.9	3.04	10.4	24.2	82.6	3.12	10.6	87	13.6	19.0	Single
C-SBP235H38B			19.9	67.9	3.04	10.4	24.2	82.6	3.12	10.6	87	13.6	19.0	Tandem	
8	89	C-SCP270H38A	22.8	77.8	3.14	10.7	27.6	94.2	3.15	10.8	106	15.7	22.0	Single	
		C-SCP270H38B	22.8	77.8	3.14	10.7	27.6	94.2	3.15	10.8	106	15.7	22.0	Tandem	
10	104	C-SCP315H38A	26.4	90.1	3.16	10.8	31.9	108.8	3.16	10.8	106	17.5	24.5	Single	
		C-SCP315H38B	26.4	90.1	3.16	10.8	31.9	108.8	3.16	10.8	106	17.5	24.5	Tandem	
11	120	C-SCP360H38B	30.3	103.4	3.14	10.7	36.6	124.9	3.16	10.8	106	19.6	27.5		


50Hz 380-400V										 R410A	
相 Phase	额定功率 Output	排气量 Displacement	压缩机型号 Compressor Model	50Hz				堵转电流 LRA	额定电流 RLA	最大持续电流 MCC	备注 Remark
	HP	cm³/rev		制冷量 Capacity		COP					
				kW	kBTU/h	W/W	BTU/Wh	A	A	A	
3	3.5	39	5CE039SA01	10.0	34.1	2.90	9.9	-	-	-	Single
	4	46	5CE046SA01	11.7	39.9	3.00	10.2	-	-	-	
	4.5	51	5CE051SA01	13.0	44.4	3.00	10.3	-	-	-	
	5	58	5CE058SA01	15.1	51.5	3.05	10.4	70	9.7	13.6	
			5CE058SA11	15.1	51.5	3.05	10.4	70	9.7	13.6	


测试条件：冷凝温度54.4℃，蒸发温度7.2℃，过冷度8.3K，过热度11.1K
Rating Condition：Condensing Temperature54.4℃，Evaporating Temperature7.2℃，Sub Cooling8.3K，Superheat11.1K
备注Remark：Single表示单机机型；Tandem表示并联机型

基本参数

Basic Parameters


50Hz 380-415V											 R410A
相 Phase	额定功率 Output	排气量 Displacement	压缩机型号 Compressor Model	50Hz				堵转电流 LRA	额定电流 RLA	最大持续电流 MCC	备注 Remark
	HP	cm³/rev		制冷量 Capacity		COP					
3	5	56	C-SDP180H38B	14.5	49.5	3.02	10.3	-	9.2	12.9	Tandem
	6	67	C-SDP205H38B	16.9	57.7	2.91	10.0	-	-	-	
		7	77	5CE069SA04	18.0	61.4	3.10	10.6	83	11.3	
	C-SBN523H8D			19.2	65.6	2.84	9.7	73	14.1	19.7	Tandem
	C-SBN523H8H			19.2	65.6	2.84	9.7	73	14.1	19.7	
	8	89	C-SDP225H38B	18.6	63.5	2.91	10.0	-	-	-	Single
			5CB091SA11	23.2	79.2	3.05	10.4	99	14.0	19.6	
			10	104	5CB110SA11	27.4	93.5	3.05	10.4	99	
	C-SCP315H38M	27.1			92.5	3.15	10.8	106	19.6	27.5	
	118	5CG118SA01		31.5	107.5	3.22	11.0	147	23.1	32.3	
	11	120	C-SCP360H38A	30.3	103.4	3.14	10.7	106	19.6	27.5	Tandem
			C-SCP360H38M	31.5	107.5	3.21	11.0	130	21.6	30.2	
	12	128	C-SCP400H38M	33.0	112.6	3.20	10.9	106	20.4	28.5	
			C-SCP400H38A	32.8	111.9	3.01	10.3	96	20.4	28.6	
		132	C-SCP400H38B	32.8	112.6	3.01	10.3	96	20.4	28.6	
	12.5	141	5CG136SA01	36.3	123.9	3.28	11.2	168	28.7	40.2	Single
			C-SCP420H38M	36.1	123.2	3.22	11.0	130	21.2	29.7	Tandem
			C-SCP435H38B	37.6	128.4	3.11	10.7	130	21.2	29.7	
	13	149	C-SCP510H38B	43.9	149.9	3.18	10.9	167	28.2	39.5	Single
	15	171	5CF208SA01	57.5	196.2	3.28	11.2	205	35.0	49.0	
	18	208	5CF227SA01	63.0	215.1	3.32	11.4	205	40.3	56.4	
	20	227	5CF277SA11	74.1	253.0	3.32	11.4	282	46.4	65.0	


50Hz 380V										 R410A	
相 Phase	额定功率 Output	排气量 Displacement	压缩机型号 Compressor Model	50Hz				堵转电流 LRA	额定电流 RLA	最大持续电流 MCC	备注 Remark
	HP	cm³/rev		制冷量 Capacity		COP					
				kW	kBTU/h	W/W	BTU/Wh	A	A	A	
3	25	263	5CF263PA01	70	238.8	3.25	11.1	303	41.4	58.0	Single

50Hz 380-415V/60Hz 440V (机房空调专用 Precision Air Conditioner)								 R410A
相 Phase	额定功率 Output	排气量 Displacement	压缩机型号 Compressor Model	50Hz				备注 Remark
	HP	cm³/rev		制冷量 Capacity		COP		
				kW	kBTU/h	W/W	BTU/Wh	
3	6	69	5CE069RA21	18	61.4	3.10	10.6	Single

测试条件：冷凝温度54.4℃，蒸发温度7.2℃，过冷度8.3K，过热度11.1K
Rating Condition：Condensing Temperature54.4℃，Evaporating Temperature7.2℃，Sub Cooling8.3K，Superheat11.1K
备注Remark：Single表示单机机型；Tandem表示并联机型

基本参数
Basic Parameters


50Hz 380-400V/60Hz 440V (机房空调专用 Precision Air Conditioner)														 R410A	
相 Phase	额定功率 Output	排气量 Displacement	压缩机型号 Compressor Model	50Hz				60Hz				堵转 电流 LRA	额定 电流 RLA	最大持 续电流 MCC	备注 Remark
	HP	cm³/rev		制冷量 Capacity		COP	制冷量 Capacity		COP						
				kW	kBTU/h	W/W	BTU/Wh	kW	kBTU/h	W/W	BTU/Wh	A	A	A	
3	9	102	5CG102RA21	27.0	92.1	3.21	11.0	33.0	112.4	3.23	11.0	120	17.0	23.8	Single
	10	118	5CG118RA21	31.5	107.5	3.22	11.0	38.4	131.0	3.27	11.2	120	19.7	27.6	
	12	136	5CG136RA21	36.3	123.9	3.28	11.2	44.0	150.1	3.30	11.3	147	22.6	31.7	
	15	170	5CG170RA21	44.0	150.1	3.24	11.0	53.5	182.5	3.24	11.1	168	28.7	40.2	

60Hz 208-230V/230V											 R410A
相 Phase	额定功率 Output	排气量 Displacement	压缩机型号 Compressor Model	60Hz				堵转电流 LRA	额定电流 RLA	最大持续电流 MCC	备注 Remark
	HP	cm³/rev		制冷量 Capacity		COP					
	HP	cm³/rev		kW	kBTU/h	W/W	BTU/Wh	A	A	A	
1	3.1	35	C-SBP105H16A	10.5	35.8	2.76	9.4	123	26.0	36.4	Single
	3.5	40	C-SBP120H16A	12.1	41.3	2.81	9.6	123	26.9	37.6	
	3.7	42	C-SBP130H16A	13.2	45.1	2.87	9.8	139	31.2	43.7	
	4	46	C-SBP140H16A	14.3	48.8	2.90	9.9	139	31.4	44.0	
	4.6	52	C-SBP160H16A	15.8	53.9	2.80	9.6	139	32.6	45.7	
	5	56	*C-SBP170H16Y	16.9	57.7	2.83	9.7	139	31.1	43.5	
	6	67	*C-SBP205H16Y	20.3	69.3	2.85	9.7	168	37.5	52.5	
	7	77	*C-SBP230H16Y	23.3	79.6	2.85	9.7	196	41.4	58.0	
3	3.5	40	C-SBP120H36A	12.2	41.7	2.80	9.6	134	21.0	29.4	Tandem
			C-SBP120H36B	12.2	41.7	2.80	9.6	134	21.0	29.4	
	3.7	42	C-SBP130H36A	13.4	45.7	2.98	10.2	-	-	-	Single
	4	46	C-SBP140H36A	14.2	48.5	2.90	9.9	134	21.6	30.3	
			C-SBP140H36B	14.2	48.5	2.90	9.9	134	21.6	30.3	
	4.6	52	C-SBP160H36A	16.1	55.0	2.93	10.0	153	25.1	35.2	Single
			C-SBP160H36B	16.1	55.0	2.93	10.0	153	25.1	35.2	Tandem
	5	56	C-SBP170H36A	17.4	59.4	3.05	10.4	153	26.0	36.4	Single
			C-SBP170H36B	17.4	59.4	3.05	10.4	153	26.0	36.4	Tandem
			C-SDP180H36B	17.6	60.0	3.03	10.4	-	16.9	23.7	
	5.5	60	C-SBP185H36A	18.6	63.5	3.02	10.3	153	25.7	36.0	Single
	6	67	C-SBP205H36A	20.5	70.0	3.05	10.4	153	28.1	39.4	
			C-SBP205H36B	20.5	70.0	3.05	10.4	153	28.1	39.4	Tandem
			C-SDP205H36B	21.3	72.6	3.04	10.4	-	22.1	30.9	
	7	77	C-SBP235H36A	24.0	81.9	3.00	10.2	168	27.4	38.3	Single
			C-SBP235H36B	24.0	81.9	3.00	10.2	168	27.4	38.3	Tandem
			C-SDP225H36B	23.1	78.8	2.91	10.0	-	22.9	32.1	
	8	89	C-SCP270H36A	27.7	94.5	3.07	10.5	240	40.6	56.8	Single
	10	104	C-SCP315H36A	32.2	109.9	3.13	10.7	240	40.6	56.8	
			C-SCP315H36B	32.2	109.9	3.13	10.7	240	40.6	56.8	Tandem
	11	120	C-SCP360H36A	36.6	124.9	3.13	10.7	240	42.4	59.4	Single
			C-SCP360H36B	36.6	124.9	3.13	10.7	240	42.4	59.4	Tandem
	12	132	C-SCP400H36A	40.3	137.5	3.08	10.6	299	49.0	68.6	Single
			5CC132QA04	41.6	141.9	3.08	10.6	299	49.0	68.6	Tandem

注：“*”代表泳池专用机型（冷凝温度最高60℃） SPA Models（condensing temp.max 60℃）

测试条件：冷凝温度54.4℃，蒸发温度7.2℃，过冷度8.3K，过热度11.1K
Rating Condition：Condensing Temperature54.4℃，Evaporating Temperature7.2℃，Sub Cooling8.3K，Superheat11.1K
备注Remark：Single表示单机机型；Tandem表示并联机型


基本参数
Basic Parameters


50Hz 220-240V											 R410A
相 Phase	额定功率 Output	排气量 Displacement	压缩机型号 Compressor Model	50Hz				堵转电流 LRA	额定电流 RLA	最大持续电流 MCC	备注 Remark
	HP	cm³/rev		制冷量 Capacity		COP					
				kW	kBTU/h	W/W	BTU/Wh	A	A	A	
1	3.5	40	C-SBP120H15A	9.8	33.5	2.80	9.6	112	20.7	29.0	Single
	4	46	C-SBP140H15A	11.6	39.6	2.85	9.7	114	24.0	33.6	
	4.6	52	C-SBP160H15A	13.0	44.4	2.80	9.6	121	29.0	40.6	
	5.5	60	C-SBP185H15A	15.1	51.6	2.82	9.6	130	30.0	42.0	

60Hz 380V										 R410A	
相 Phase	额定功率 Output	排气量 Displacement	压缩机型号 Compressor Model	60Hz				堵转电流 LRA	额定电流 RLA	最大持续电流 MCC	备注 Remark
	HP	cm³/rev		制冷量Capacity		COP					
				kW	kBTU/h	W/W	BTU/Wh	A	A	A	
3	3	34	C-SBP105H39A	10.2	34.8	2.87	9.8	63	11.1	15.6	Single
	3.5	40	C-SBP120H39A	12.3	42.0	2.96	10.1	63	11.5	16.1	
			C-SBP120H39B	11.8	40.3	2.80	9.6	45	8.8	12.3	Tandem
	3.7	42	C-SBP130H39A	13.2	45.0	2.90	9.9	63	11.5	16.1	Single
	4	46	C-SBP140H39A	14.1	48.1	2.97	10.1	63	12.1	17.0	
			C-SBP140H39B	13.9	47.4	2.84	9.7	63	12.1	17.0	Tandem
	4.6	52	C-SBP160H39A	15.8	53.9	2.90	9.9	63	12.0	16.8	Single
			C-SBP160H39B	15.8	53.9	2.90	9.9	63	12.0	16.8	Tandem
	5	56	C-SBP170H39A	16.9	57.7	2.96	10.1	73	14.3	20.0	Single
			C-SDP180H39B	17.7	60.4	3.05	10.4	-	10.5	14.7	Tandem
	5.5	60	C-SBP185H39A	18.6	63.5	3.10	10.6	96	11.4	15.9	Single
	6	67	C-SBP205H39A	19.9	67.9	2.99	10.2	66	13.1	18.4	
			C-SBP205H39B	19.9	67.9	3.00	10.2	66	13.1	18.4	Tandem
			C-SDP205H39B	21.0	71.6	3.02	10.3	-	12.9	18.1	
	7	77	C-SBP235H39B	23.9	81.6	3.03	10.3	96	13.9	19.4	
			C-SDP225H39B	22.8	77.7	2.98	10.2	-	13.6	19.0	
	8	89	C-SCP270H39A	27.6	94.2	3.14	10.7	124	18.0	25.2	Single
			C-SCP270H39B	27.6	94.2	3.14	10.7	124	18.0	25.2	Tandem
	10	104	C-SCP315H39A	32.3	110.2	3.17	10.8	124	24.8	34.7	Single
			C-SCP315H39B	32.3	110.2	3.17	10.8	124	24.8	34.7	Tandem
	11	120	C-SCP360H39A	36.8	125.6	3.15	10.7	124	24.8	34.7	Single
			C-SCP360H39B	36.8	125.6	3.15	10.7	124	24.8	34.7	Tandem
	12	132	C-SCP400H39A	41.7	142.2	3.16	10.8	148	28.7	40.2	Single
	13	149	C-SCP435H39B	45.3	154.5	3.10	10.6	156	30.1	42.1	Tandem
	15	171	C-SCP510H39B	52.0	177.3	3.11	10.6	172	31.4	44.0	

测试条件：冷凝温度54.4℃，蒸发温度7.2℃，过冷度8.3K，过热度11.1K
Rating Condition：Condensing Temperature54.4℃，Evaporating Temperature7.2℃，Sub Cooling8.3K，Superheat11.1K
备注Remark：Single表示单机机型；Tandem表示并联机型


基本参数
Basic Parameters


50Hz 380-415V/60Hz 440-460V														 R407C	
相 Phase	额定功率 Output	排气量 Displacement	压缩机型号 Compressor Model	50Hz				60Hz				堵转 电流 LRA	额定 电流 RLA	最大持 续电流 MCC	备注 Remark
	HP	cm³/rev		制冷量 Capacity		COP		制冷量 Capacity		COP					
				kW	kBTU/h	W/W	BTU/Wh	kW	kBTU/h	W/W	BTU/Wh	A	A	A	
3	3.5	56	C-SBS120H38A	10.0	34.1	3.13	10.7	12.0	41.0	3.16	10.8	52	10.4	14.6	Single
			C-SBN263H8A	9.6	32.8	2.87	9.8	11.8	40.3	2.87	9.8	48	7.3	10.2	
	4	67	C-SBS145H38A	12.0	41.0	3.16	10.8	14.4	49.2	3.18	10.9	66	10.7	15.0	Tandem
			C-SBN303H8A	11.6	39.6	3.05	10.4	14.6	49.8	3.17	10.8	48	7.9	11.1	
			C-SBN303H8G	11.6	39.6	3.05	10.4	14.6	49.8	3.17	10.8	48	7.9	11.1	
	4.2	71	C-SBS150H38C	12.8	43.7	3.16	10.8	15.5	52.9	3.18	10.9	-	-	-	Single
	4.4	73	C-SBS160H38A	13.0	44.4	3.13	10.7	15.7	53.6	3.16	10.8	66	10.4	14.6	
	4.5	76	C-SBS165H38C	13.6	46.4	3.08	10.5	16.4	56.0	3.10	10.6	60	10.5	14.7	
	4.6	77	C-SBN353H8A	13.4	45.8	2.91	9.9	16.5	56.3	2.95	10.1	48	9.6	13.4	Tandem
			C-SBN353H8G	13.4	45.8	2.91	9.9	16.5	56.3	2.95	10.1	63	9.7	13.6	
	5	83	C-SBN373H8A	14.5	49.5	2.93	10.0	17.8	60.8	2.99	10.2	48	10.1	14.1	Single
			C-SBN373H8G	14.5	49.5	2.93	10.0	17.8	60.8	2.99	10.2	48	10.1	14.1	Tandem
	5	84	C-SBS180H38C	14.7	50.2	3.08	10.5	17.6	60.1	3.10	10.6	53	9.6	13.5	Single
	5.5	91	C-SBS195H38A	16.2	55.3	3.10	10.6	19.5	66.6	3.13	10.7	73	12.7	17.8	
	6	100	C-SBN453H8A	17.6	60.1	3.03	10.3	21.3	72.7	3.04	10.4	66	10.4	14.5	Tandem
			C-SBN453H8G	17.6	60.1	3.03	10.3	21.3	72.7	3.04	10.4	66	10.4	14.5	
			C-SBS215H38P	17.6	60.1	3.03	10.3	21.3	72.7	3.04	10.4	-	-	-	Single
	7	110	C-SBS235H38A	19.5	66.6	3.10	10.6	23.4	79.9	3.10	10.6	73	12.5	17.5	Tandem
			C-SBS235H38B	19.5	66.6	3.10	10.6	23.4	79.9	3.10	10.6	73	12.5	17.5	
	7.7	132	C-SCN583H8H	23.6	80.6	3.13	10.7	28.0	95.6	3.03	10.3	80	15.5	21.7	Single
			C-SCN583H8K	23.6	80.6	3.13	10.7	28.0	95.6	3.03	10.3	80	15.5	21.7	Tandem
	8	137	C-SCN603H8H	24.5	83.6	3.16	10.8	29.1	99.4	3.08	10.5	80	15.9	22.3	Single
			C-SCN603H8K	24.5	83.6	3.16	10.8	29.1	99.4	3.08	10.5	80	15.9	22.3	Tandem
			C-SCN603H8T	24.5	83.6	3.16	10.8	29.1	99.4	3.08	10.5	80	15.9	22.2	
	9	149	C-SCN673H8H	26.5	90.5	3.29	11.3	32.0	109.3	3.27	11.2	80	13.7	19.2	Single
			C-SCN673H8K	26.5	90.5	3.29	11.3	32.0	109.3	3.27	11.2	80	13.7	19.2	Tandem
	10	171	C-SCN753H8H	29.9	102.1	3.20	10.9	35.9	122.6	3.12	10.7	96	18.2	25.5	Single
			C-SCN753H8K	29.9	102.1	3.20	10.9	35.9	122.6	3.12	10.7	96	18.2	25.5	Tandem
			C-SCN753H8T	29.9	102.1	3.20	10.9	35.9	122.6	3.12	10.7	96	19.1	23.7	
	12	205	C-SCN903H8H	34.9	119.2	3.09	10.5	-	-	-	-	96	20.6	28.9	Single
			C-SCN903H8K	34.9	119.2	3.09	10.5	-	-	-	-	96	20.6	28.9	Tandem
			C-SCN903H8T	34.9	119.2	3.09	10.5	-	-	-	-	111	20.4	28.6	

50Hz 380-415V/60Hz 440V														 R407C	
相 Phase	额定功率 Output	排气量 Displacement	压缩机型号 Compressor Model	50Hz				60Hz				堵转 电流 LRA	额定 电流 RLA	最大持 续电流 MCC	备注 Remark
	HP	cm³/rev		制冷量 Capacity		COP		制冷量 Capacity		COP					
				kW	kBTU/h	W/W	BTU/Wh	kW	kBTU/h	W/W	BTU/Wh				
3	15	260	LCC260RA04	45.5	155.5	3.12	10.7	54.4	185.7	3.07	10.5	159	33.6	47.0	Tandem

测试条件: 冷凝温度54.4℃, 蒸发温度7.2℃, 过冷度8.3K, 过热度11.1K
Rating Condition: Condensing Temperature54.4℃, Evaporating Temperature7.2℃, Sub Cooling8.3K, Superheat11.1K
备注Remark: Single表示单机机型; Tandem表示并联机型

基本参数
Basic Parameters


60Hz 208-230V/230V											 R407C
相 Phase	额定功率 Output	排气量 Displacement	压缩机型号 Compressor Model	60Hz				堵转电流 LRA	额定电流 RLA	最大持续电流 MCC	备注 Remark
	HP	cm³/rev		制冷量 Capacity		COP					
				kW	kBTU/h	W/W	BTU/Wh				
3	3.1	52	C-SBN263H6C	11.1	37.9	2.81	9.6	115	16.9	23.7	Single
	3.5	56	C-SBN263H6B	12.0	41.0	2.85	9.7	-	-	-	
	4	67	C-SBN303H6A	14.4	49.2	3.06	10.4	115	19.4	27.2	
			C-SBN303H6G	14.2	48.5	3.02	10.3	-	-	-	
	4.6	77	C-SBN353H6B	16.8	57.4	3.00	10.2	134	22.1	30.9	Single
	5	83	C-SBN373H6A	18.0	61.5	3.08	10.5	134	23.2	32.5	
	6	100	C-SBN453H6A	21.5	73.4	3.05	10.4	134	25.7	36.0	
	8	137	C-SCN603H6K	29.9	101.0	3.10	10.6	-	-	-	
	10	171	C-SCN753H6K	38.1	130.1	3.23	11.0	-	-	-	

50Hz 220-240V											 R407C
相 Phase	额定功率 Output	排气量 Displacement	压缩机型号 Compressor Model	50Hz				堵转电流 LRA	额定电流 RLA	最大持续电流 MCC	备注 Remark
	HP	cm³/rev		制冷量 Capacity		COP					
				kW	kBTU/h	W/W	BTU/Wh				
1	3.5	56	C-SBS120H15A	9.7	33.1	2.85	9.7	103	19.6	27.4	Single
	4	67	C-SBS145H15A	11.8	40.3	2.95	10.1	112	26.9	37.6	
	4.6	77	C-SBS165H15A	13.7	46.8	2.85	9.7	136	29.1	40.8	
	5	83	C-SBS180H15A	14.5	49.5	2.91	9.9	136	26.6	37.3	
	5.8	93	C-SBS200H15H	16.4	56.0	2.95	10.1	130	31.6	44.2	
3	3.5	56	C-SBN263H5A	9.9	33.6	2.94	10.0	-	7.3	10.2	
	4	67	C-SBN303H5A	11.5	39.3	2.99	10.2	85	16.7	23.4	
	5	83	C-SBN373H5A	14.7	50.2	2.91	9.9	97	19.1	26.8	
	6	100	C-SBN453H5A	17.7	60.4	3.00	10.2	121	23.9	33.5	
	7.7	132	C-SCN583H5H	23.7	80.9	3.14	10.7	-	22.9	32.1	
	8	137	C-SCN603H5H	24.2	82.6	3.14	10.7	152	29.9	37.3	
	10	171	C-SCN753H5H	29.9	102.1	3.18	10.9	184	32.3	45.2	
	12	205	C-SCN903H5H	34.8	118.8	3.08	10.5	215	36.4	50.9	

测试条件: 冷凝温度54.4℃, 蒸发温度7.2℃, 过冷度8.3K, 过热度11.1K
Rating Condition: Condensing Temperature54.5℃, Evaporating Temperature7.2℃, Sub Cooling8.3K, Superheat11.1K
备注Remark: Single表示单机机型; Tandem表示并联机型

基本参数


Basic Parameters


60Hz 380V										 R407C	
相 Phase	额定功率 Output	排气量 Displacement	压缩机型号 Compressor Model	60Hz				堵转电流 LRA	额定电流 RLA	最大持续电流 MCC	备注 Remark
	HP	cm³/rev		制冷量 Capacity		COP					
				kW	kBTU/h	W/W	BTU/Wh				
3	3.1	52	C-SBN263H9C	11.0	37.6	2.75	9.4	55	9.0	12.6	Single
	3.5	56	C-SBN263H9A	11.7	39.9	2.85	9.7	55	9.1	12.8	
	4	67	C-SBN303H9A	14.2	48.5	3.05	10.4	58	10.1	14.1	
	4.6	77	C-SBN353H9A	16.5	56.3	2.97	10.1	63	11.7	16.4	
	5	83	C-SBN373H9A	18.0	61.5	3.05	10.4	63	14.3	20.0	
	6	100	C-SBN453H9A	21.0	71.7	2.98	10.2	-	-	-	
	8	137	C-SCN603H9H	29.6	101.0	3.13	10.7	101	20.1	28.1	Tandem
			C-SCN603H9T	29.7	101.4	3.03	10.3	101	22.1	31.0	
	10	171	C-SCN753H9H	36.6	124.9	3.24	11.1	124	24.4	34.2	Single
			C-SCN753H9T	37.7	128.7	3.17	10.8	124	24.4	34.2	Tandem
	12	205	C-SCN903H9H	42.9	146.4	3.15	10.7	148	25.1	35.1	Single
			C-SCN903H9T	43.8	149.5	3.15	10.8	148	25.1	35.1	Tandem

测试条件：冷凝温度54.4℃，蒸发温度7.2℃，过冷度8.3K，过热度11.1K

Rating Condition：Condensing Temperature54.5℃，Evaporating Temperature7.2℃，Sub Cooling8.3K，Superheat11.1K

备注Remark：Single表示单机机型；Tandem表示并联机型

50Hz 220-240V								 R32
相 Phase	额定功率 Output	排气量 Displacement	压缩机型号 Compressor Model	50Hz				备注 Remark
	HP	cm³/rev		制冷量Capacity		COP		
				kW	kBTU/h	W/W	BTU/Wh	
1	3.5	40	9CB039EA01	10.5	35.8	2.70	9.2	Single
	4.6	52	9CB052EA01	13.6	46.4	2.72	9.3	
	5.5	60	9CB060EA01	15.9	54.2	2.72	9.3	

50Hz 380-400V										 R32	
相 Phase	额定功率 Output	排气量 Displacement	压缩机型号 Compressor Model	50Hz				堵转电流 LRA	额定电流 RLA	最大持续电流 MCC	备注 Remark
	HP	cm³/rev		制冷量 Capacity		COP					
				kW	kBTU/h	W/W	BTU/Wh				
3	3	34	9CE034SA04	9.3	31.7	2.80	9.6	50	6.0	8.3	Tandem
	3.5	39	9CE039SA04	10.7	36.5	2.90	10.0	64	6.4	9.0	
	4	46	9CE046SA04	12.6	43.0	3.00	10.2	64	8.2	11.5	
	4.5	51	9CE051SA04	14.0	47.8	3.00	11.4	70	10.1	14.2	
	5	58	9CE058SA04	16.1	54.9	3.05	10.4	70	10.1	14.2	


测试条件：冷凝温度54.5℃，蒸发温度7.0℃，过冷度8.5K，过热度11.5K


Rating Condition：Condensing Temperature54.5℃，Evaporating Temperature7.0℃，Sub Cooling8.5K，Superheat11.5K

备注Remark：Single表示单机机型；Tandem表示并联机型

基本参数

Basic Parameters

50Hz 380-415V											 R32
相 Phase	额定功率 Output	排气量 Displacement	压缩机型号 Compressor Model	50Hz				堵转电流 LRA	额定电流 RLA	最大持续电流 MCC	备注 Remark
	HP	cm³/rev		制冷量 Capacity		COP					
3	3.5	40	9CB039SA04	10.3	35.1	2.71	9.2	66	7.3	10.2	Tandem
	4	46	9CB046SA01	12.2	41.6	2.80	9.6	66	8.0	11.2	Single
			9CB046SA04	12.2	41.6	2.80	9.6	66	8.0	11.2	Tandem
	4.6	52	9CB051SA04	13.6	46.4	2.80	9.6	66	9.4	13.1	
	5.5	60	9CB060SA04	15.9	54.2	2.86	9.8	73	10.6	14.9	
	6	69	9CE069SA04	19.0	64.8	3.10	10.6	83	11.3	15.0	Single
	6	67	9CB067SA01	17.2	58.7	2.75	9.4	73	12.4	17.3	
			9CB067SA04	17.5	59.7	2.82	9.6	73	12.4	17.3	
	6	69	9CB069SA04	19.0	64.8	3.04	10.3	-	-	-	Tandem
	7	76	9CB076SA04	20.9	71.3	2.94	10.0	87	13.3	18.6	
	8	89.2	9CC089SA04	23.3	79.5	2.90	9.9	108	15.2	21.3	
	10	104.1	9CC104SA04	27.7	94.5	3.00	10.1	123	17.4	24.4	
	11	120.3	9CC120SA04	32.5	110.9	3.10	10.5	141	19.3	27.0	
	12	128.1	9CC128SA04	34.6	118.1	3.10	10.7	141	18.7	26.2	
	13	140.2	9CC141SA04	37.7	128.6	3.10	10.5	141	24.7	34.6	
15	171.2	9CC171SA04	46.2	157.6	3.10	10.5	-	-	-		


60Hz 208-230V										 R32	
相 Phase	额定功率 Output	排气量 Displacement	压缩机型号 Compressor Model	60Hz				堵转电流 LRA	额定电流 RLA	最大持续电流 MCC	备注 Remark
	HP	cm³/rev		制冷量 Capacity		COP					
				kW	kBTU/h	W/W	BTU/Wh				
3	3	34	9CE034QA01	11.2	38.2	2.90	9.9	-	-	-	Single
	3.5	39	9CE039QA01	13.0	44.4	3.06	10.4	137	13.8	19.3	
	4	46	9CE046QA01	15.3	52.2	3.10	10.5	-	-	-	
	4.5	51	9CE051QA01	17.1	58.5	3.12	10.6	161	21.9	30.7	
	5	58	9CE058QA01	19.6	66.9	3.16	10.8	-	-	-	
	6	69	9CE069QA01	23.4	79.8	3.15	10.8	-	-	-	


测试条件：冷凝温度54.5℃，蒸发温度7.0℃，过冷度8.5K，过热度11.5K


Rating Condition：Condensing Temperature54.5℃，Evaporating Temperature7.0℃，Sub Cooling8.5K，Superheat11.5K

备注Remark：Single表示单机机型；Tandem表示并联机型

基本参数
Basic Parameters


60Hz 380V										 R32	
相 Phase	额定功率 Output	排气量 Displacement	压缩机型号 Compressor Model	60Hz				堵转电流 LRA	额定电流 RLA	最大持续电流 MCC	备注 Remark
	HP	cm³/rev		制冷量 Capacity		COP					
				kW	kBTU/h	W/W	BTU/Wh				
3	3	34	9CE034WA01	11.2	38.2	2.90	9.9	-	-	-	Single
	3.5	39	9CE039WA01	13.0	44.4	3.10	10.6	77	7.7	10.8	
	4	46	9CE046WA01	15.3	52.2	3.10	10.6	-	-	-	
	4.5	51	9CE051WA01	17.1	58.5	3.15	10.7	88	11.5	16.1	
	5	58	9CE058WA01	19.6	66.9	3.20	10.8	-	-	-	
	6	69	9CE069WA01	23.3	79.5	3.15	10.8	-	-	-	


50Hz 380-415V/60Hz 440-460V														 R513A	
相 Phase	额定功率 Output	排气量 Displacement	压缩机型号 Compressor Model	50Hz				60Hz				堵转 电流 LRA	额定 电流 RLA	最大持 续电流 MCC	备注 Remark
	HP	cm³/rev		制冷量 Capacity		COP		制冷量 Capacity		COP					
				kW	kBTU/h	W/W	BTU/Wh	kW	kBTU/h	W/W	BTU/Wh				
3	5	83	LCB083LA04	9.7	32.9	2.97	10.1	11.8	40.3	3.04	10.4	65	10.1	14.1	Tandem
	6	100	LCB100LA04	11.6	39.6	3.09	10.6	14.0	47.8	3.12	10.6	72	12.5	17.5	
	8	137	LCC137LA04	16.2	55.1	3.12	10.6	19.4	66.0	3.05	10.4	95	16.0	22.4	
	10	171	LCC171LA04	20.2	68.9	3.23	11.0	24.1	82.2	3.16	10.8	110	20.2	28.3	
	12	205	LCC205LA04	23.9	81.6	3.23	11.0	28.4	96.7	3.14	10.7	110	24.0	33.6	

50Hz 380-415V/60Hz 440V														 R513A	
相 Phase	额定功率 Output	排气量 Displacement	压缩机型号 Compressor Model	50Hz				60Hz				堵转 电流 LRA	额定 电流 RLA	最大持 续电流 MCC	备注 Remark
	HP	cm³/rev		制冷量 Capacity		COP		制冷量 Capacity		COP					
				kW	kBTU/h	W/W	BTU/Wh	kW	kBTU/h	W/W	BTU/Wh				
3	15	260	LCC260RA04	29.9	102.0	3.10	10.6	35.0	119.4	2.97	10.1	158	31.7	44.4	Tandem

测试条件：冷凝温度54.5℃，蒸发温度7.0℃，过冷度8.5K，过热度11.5K
Rating Condition：Condensing Temperature54.5℃，Evaporating Temperature7.0℃，Sub Cooling8.5K，Superheat11.5K
备注Remark：Single表示单机机型；Tandem表示并联机型


基本参数
Basic Parameters

50Hz 380-415V										 R513A	
相 Phase	额定功率 Output	排气量 Displacement	压缩机型号 Compressor Model	50Hz				堵转电流 LRA	额定电流 RLA	最大持续电流 MCC	备注 Remark
	HP	cm³/rev		制冷量 Capacity		COP					
				kW	kBTU/h	W/W	BTU/Wh				
3	4	67	LCB067SA01	8.1	27.6	3.13	10.7	57	13.1	18.3	Single
	7	110	LCB110SA01	13.0	44.4	3.13	3.1	80	7.5	10.5	

60Hz 208-230V											 R513A
相 Phase	额定功率 Output	排气量 Displacement	压缩机型号 Compressor Model	60Hz				堵转电流 LRA	额定电流 RLA	最大持续电流 MCC	备注 Remark
	HP	cm³/rev		制冷量 Capacity		COP					
				kW	kBTU/h	W/W	BTU/Wh				
3	5	83	LCB083QA04	11.9	40.4	3.08	10.5	134	20.5	28.7	Tandem

测试条件：冷凝温度54.5℃，蒸发温度7.0℃，过冷度8.5K，过热度11.5K
Rating Condition：Condensing Temperature54.5℃，Evaporating Temperature7.0℃，Sub Cooling8.5K，Superheat11.5K
备注Remark：Single表示单机机型；Tandem表示并联机型

基本参数
Basic Parameters

50Hz 380-415V/60Hz 440-460V														 R22	
相 Phase	额定功率 Output	排气量 Displacement	压缩机型号 Compressor Model	50Hz				60Hz				堵转 电流 LRA	额定 电流 RLA	最大持 续电流 MCC	备注 Remark
	HP	cm³/rev		制冷量 Capacity		COP		制冷量 Capacity		COP					
				kW	kBTU/h	W/W	BTU/Wh	kW	kBTU/h	W/W	BTU/Wh	A	A	A	
3	3.1	52	C-SB263H8B	9.2	31.2	3.10	10.6	11.2	38.2	3.20	10.9	42	7.9	11.0	Single
			C-SB263H8C	9.2	31.2	3.10	10.6	11.2	38.2	3.20	10.9	42	7.9	11.0	
	3.5	56	C-SB263H8A	9.6	32.8	3.10	10.6	11.8	40.3	3.19	10.9	42	8.1	11.3	
			C-SBX120H38A	10.0	34.1	3.35	11.4	12.0	41.0	3.38	11.5	52	8.6	12.0	
	4	67	C-SB303H8A	11.8	40.3	3.23	11.0	14.4	49.2	3.27	11.2	48	8.1	11.3	Tandem
			C-SB303H8G	11.8	40.3	3.23	11.0	14.4	49.2	3.27	11.2	48	8.1	11.3	
			C-SBX145H38A	12.0	41.0	3.40	11.6	14.6	49.8	3.42	11.7	63	9.1	12.7	
	4.2	71	C-SBX150H38C	12.8	43.7	3.50	11.9	15.6	53.3	3.50	11.9	66	11.8	16.5	Single
			C-SBX150H38A	12.8	43.7	3.40	11.6	15.5	52.9	3.42	11.7	66	9.6	13.4	
	4.4	73	C-SBX160H38A	13.1	44.7	3.40	11.6	15.8	53.9	3.42	11.7	66	11.9	16.7	Tandem
	4.5	76	C-SBX165H38A	13.5	46.1	3.33	11.4	16.3	55.7	3.33	11.4	52	9.5	13.3	
			C-SBX165H38B	13.5	46.1	3.33	11.4	16.3	55.7	3.33	11.4	-	-	-	
			C-SBX165H38C	13.6	46.4	3.32	11.3	16.5	56.3	3.33	11.4	-	-	-	Single
	4.6	77	C-SB353H8A	13.5	46.1	3.18	10.9	16.7	57.0	3.28	11.2	52	9.6	13.5	Tandem
			C-SB353H8G	13.5	46.1	3.18	10.9	16.7	57.0	3.28	11.2	55	9.6	13.4	
	4.9	81	C-SBX180H38A	14.3	48.8	3.33	11.4	17.3	59.1	3.33	11.4	52	9.6	13.4	Single
			C-SBX180H38B	14.3	48.8	3.33	11.4	17.3	59.1	3.33	11.4	-	-	-	Tandem
	5	83	C-SB373H8A	14.5	49.5	3.19	10.9	17.9	61.1	3.23	11.0	48	9.6	13.5	Single
			C-SB373H8G	14.5	49.5	3.19	10.9	17.9	61.1	3.23	11.0	48	9.6	13.5	Tandem
	5	84	C-SBX180H38C	14.7	50.2	3.30	11.3	17.8	60.8	3.30	11.3	52	9.6	13.5	Single
			C-SBX180H38D	14.7	50.2	3.30	11.3	17.8	60.8	3.30	11.3	55	9.6	13.5	Tandem
	5.2	86	C-SB373H8F	15.0	51.2	3.19	10.9	18.4	62.8	3.20	10.9	48	9.9	13.8	Single
	5.5	91	C-SBX195H38A	16.3	55.7	3.33	11.4	19.8	67.6	3.38	11.5	73	10.4	14.6	
			C-SBR195H38A	16.0	54.6	3.20	10.9	19.4	66.2	3.23	11.0	-	-	-	
	6	100	C-SBX215H38P	17.7	60.4	3.33	11.4	21.5	73.4	3.33	11.4	73	11.4	15.9	
			C-SB453H8A	17.7	60.4	3.26	11.1	21.5	73.4	3.24	11.1	66	10.1	14.2	Tandem
			C-SB453H8G	17.7	60.4	3.26	11.1	21.5	73.4	3.24	11.1	66	10.1	14.2	
	7	110	C-SBR235H38A	19.2	65.6	3.20	10.9	23.2	79.2	3.27	11.2	73	11.5	16.1	Single
			C-SBR235H38B	19.2	65.6	3.20	10.9	23.2	79.2	3.27	11.2	73	11.5	16.1	Tandem
	7.7	132	C-SC583H8H	23.6	80.6	3.30	11.3	28.5	97.3	3.26	11.1	80	15.5	21.7	Single
			C-SC583H8K	23.6	80.6	3.30	11.3	28.5	97.3	3.26	11.1	80	15.5	21.7	Tandem
	8	137	C-SC603H8H	24.5	83.6	3.31	11.3	29.6	101.1	3.29	11.2	80	15.9	22.2	Single
			C-SC603H8K	24.5	83.6	3.31	11.3	29.6	101.1	3.29	11.2	80	15.9	22.2	Tandem
	9	149	C-SC673H8H	26.5	90.5	3.29	11.2	32.0	109.3	3.27	11.2	80	13.7	19.2	Single
			C-SC673H8K	26.5	90.5	3.29	11.2	32.0	109.3	3.27	11.2	80	13.7	19.2	Tandem
	10	171	C-SC753H8H	30.6	104.5	3.38	11.5	36.9	126.0	3.32	11.3	96	18.2	25.5	Single
			C-SC753H8K	30.6	104.5	3.38	11.5	36.9	126.0	3.32	11.3	111	18.2	25.5	Tandem
			C-SC753H8T	30.6	104.5	3.38	11.5	36.9	126.0	3.32	11.3	111	19.0	26.6	
	11.6	199	C-SCX435H38B	36.1	123.2	3.47	11.8	-	-	-	-	-	-	-	Single
			C-SC863H8H	35.2	120.2	3.32	11.3	-	-	-	-	111	19.7	27.6	
	12	205	C-SC903H8H	36.1	123.3	3.31	11.3	-	-	-	-	111	20.6	28.9	Tandem
			C-SC903H8K	36.1	123.3	3.31	11.3	-	-	-	-	111	20.6	28.9	
			C-SC903H8T	36.1	123.3	3.31	11.3	-	-	-	-	111	20.6	28.9	

测试条件：冷凝温度54.4℃，蒸发温度7.2℃，过冷度8.3K，过热度11.1K
Rating Condition: Condensing Temperature54.4℃, Evaporating Temperature7.2℃, Sub Cooling8.3K, Superheat11.1K
备注Remark: Single表示单机机型；Tandem表示并联机型


基本参数
Basic Parameters

60Hz 208-230V										 R22	
相 Phase	额定功率 OutPut	排气量 Displacement	压缩机型号 Compressor Model	60Hz				堵转电流 LRA	额定电流 RLA	最大持续电流 MCC	备注 Remark
	HP	cm³/rev		制冷量 Capacity		COP					
				kW	kBTU/h	W/W	BTU/Wh				
1	3.5	56	C-SBR120H16A	12.1	41.3	3.23	11.0	136	29.3	41.0	Single
			*C-SBR120H16P	11.9	40.6	3.09	10.5	-	-	-	
	4	67	C-SBR145H16A	14.5	49.5	3.26	11.1	155	35.4	49.6	
	4.6	77	C-SBR165H16A	16.8	57.4	3.20	10.9	180	35.4	49.6	
	5	83	C-SBR180H16A	18.0	61.5	3.13	10.7	170	37.6	52.7	
3	3.1	52	C-SB263H6C	11.1	37.9	3.13	10.7	115	15.0	21.0	Tandem
	3.5	56	C-SB263H6B	11.9	40.6	3.22	11.0	115	15.0	21.0	
			C-SB303H6A	14.4	49.2	3.27	11.2	115	17.1	23.9	
	4	67	C-SB303H6B	14.4	49.2	3.27	11.2	115	17.1	24.0	Single
			C-SB303H6G	14.4	49.2	3.27	11.2	-	-	-	
	4.6	77	C-SB353H6B	16.8	57.4	3.29	11.2	134	18.6	26.0	
			C-SB353H6C	16.8	57.4	3.29	11.2	-	-	-	
	5	83	C-SB373H6A	18.1	61.8	3.32	11.3	134	20.7	29.0	
			C-SB373H6B	18.1	61.8	3.32	11.3	134	20.7	29.0	
			C-SB373H6G	18.1	61.8	3.32	11.3	134	20.7	29.0	
	6	100	C-SB453H6A	21.3	72.7	3.25	11.1	153	19.1	26.7	
			C-SB453H6B	21.3	72.7	3.25	11.1	153	22.9	32.0	
		C-SB453H6G	21.3	72.7	3.25	11.1	153	22.9	32.0		
7	110	C-SBR235H36A	23.3	79.6	3.28	11.2	168	24.3	34.0	Single	
7.7	132	C-SC583H6H	27.9	95.3	3.19	10.9	205	31.4	44.0		
8	137	C-SC603H6H	29.6	101.1	3.31	11.3	205	32.5	45.5	Tandem	
		C-SC603H6K	29.6	101.1	3.31	11.3	205	32.5	45.5		
10	171	C-SC753H6H	37.0	126.3	3.36	11.5	240	38.9	54.5	Single	
		C-SC753H6K	37.0	126.3	3.36	11.5	240	38.9	54.5	Tandem	
12	205	C-SC903H6H	43.2	147.5	3.15	10.8	299	43.0	60.2	Single	
		C-SC903H6K	44.1	150.5	3.22	11.0	299	43.0	60.2	Tandem	

注：“*”代表应用于T3工况 For T3 Condition


测试条件：冷凝温度54.4℃，蒸发温度7.2℃，过冷度8.3K，过热度11.1K
Rating Condition: Condensing Temperature54.4℃, Evaporating Temperature7.2℃, Sub Cooling8.3K, Superheat11.1K
备注Remark: Single表示单机机型；Tandem表示并联机型


基本参数
Basic Parameters


50Hz 220-240V											 R22
相 Phase	额定功率 Output	排气量 Displacement	压缩机型号 Compressor Model	50Hz				堵转电流 LRA	额定电流 RLA	最大持续电流 MCC	备注 Remark
	HP	cm³/rev		制冷量 Capacity		COP					
				kW	kBTU/h	W/W	BTU/Wh				
1	3.1	52	C-SBR110H15A	9.1	31.1	2.94	10.0	103	13.3	18.6	Single
	3.5	56	C-SBR120H15A	9.7	33.1	2.98	10.2	103	14.0	19.6	
	3.5	56	*C-SBR120H15P	9.7	33.1	2.98	10.2	103	13.8	19.3	
	3.6	60	C-SBX135H15A	11.0	37.6	3.33	11.4	112	16.4	22.9	
	4	67	C-SBX145H15A	12.0	41.0	3.33	11.3	-	-	-	
			C-SBR145H15A	11.7	39.9	3.12	10.7	103	17.1	24.0	
			*C-SBR145H15P	11.8	40.3	3.19	10.9	130	25.6	35.8	
	4.6	77	C-SBR165H15A	13.7	46.8	3.08	10.5	125	18.5	25.9	
			*C-SBR165H15P	13.7	46.8	3.08	10.5	-	-	-	
	5	83	C-SBR180H15A	14.7	50.2	3.16	10.8	136	19.1	26.7	
5.8	93	C-SBR200H15H	16.4	56.0	3.12	10.7	130	13.7	19.2		
3	4	67	C-SB303H5A	11.7	39.9	3.16	10.8	81	16.1	22.5	
	5	83	C-SB373H5A	14.7	50.2	3.16	10.8	90	17.7	24.8	
	6	100	C-SB453H5A	17.8	60.8	3.24	11.1	113	22.2	31.1	
	10	171	C-SC753H5H	30.6	104.5	3.36	11.5	178	32.3	45.2	
	12	205	C-SC903H5H	36.0	122.9	3.30	11.3	207	36.4	50.9	

注：“*”代表应用于T3工况 For T3 Condition

基本参数（变频）
Basic Parameters

DC Inverter 380V							 R410A
压缩机型号 Compressor Model	排气量 Displacement	转速范围 Revolution Range	60r/s				备注 Remark
	cm³/rev	r/s	制冷量 Capacity		COP		
			kW	kBTU/h	W/W	BTU/Wh	
C-SDP205H02B	42	30-90	13.6	46.4	3.20	10.9	Tandem
C-SDP067H02A	67	15-120	22.3	76.1	3.30	11.2	
C-SDVN543H0A	81	15-120	26.7	91.2	3.36	11.4	
5CD120ZA11	120	20-120	40.0	136.5	3.31	11.3	Single

DC Inverter 220V							 R410A
压缩机型号 Compressor Model	排气量 Displacement	转速范围 Revolution Range	60r/s				备注 Remark
	cm³/rev	r/s	制冷量 Capacity		COP		
			kW	kBTU/h	W/W	BTU/Wh	
C-SDP205H03B	42	30-90	13.7	46.7	3.22	11.0	Tandem

60Hz 380V											 R22
相 Phase	额定功率 Output	排气量 Displacement	压缩机型号 Compressor Model	60Hz				堵转电流 LRA	额定电流 RLA	最大持续电流 MCC	备注 Remark
	HP	cm³/rev		制冷量 Capacity		COP					
				kW	kBTU/h	W/W	BTU/Wh				
3	3.1	52	C-SB263H9B	10.9	37.2	3.03	10.3	38	7.8	10.9	Single
			C-SB263H9C	10.9	37.2	3.03	10.3	38	7.8	10.9	
	3.5	56	C-SB263H9A	11.8	40.3	2.98	10.2	38	8.4	11.8	
	4	67	C-SB303H9A	14.2	48.5	3.23	11.0	58	9.6	13.5	Tandem
			C-SB303H9G	14.2	48.5	3.23	11.0	-	-	-	
	4.6	77	C-SB353H9A	16.6	56.7	3.25	11.1	63	11.2	15.7	Single
	5	83	C-SB373H9A	17.8	60.8	3.24	11.1	63	12.1	16.9	
			C-SB373H9G	17.8	60.8	3.24	11.1	63	12.1	16.9	Tandem
	6	100	C-SB453H9A	21.2	72.4	3.24	11.1	72	14.3	20.0	Single
			C-SB453H9G	21.2	72.4	3.24	11.1	72	14.3	20.0	Tandem
	7	110	C-SBR235H39A	23.4	79.9	3.30	11.3	90	13.9	19.4	Single
			C-SBR235H39B	23.4	79.9	3.30	11.3	90	13.9	19.4	Tandem
	8	137	C-SC603H9H	29.6	101.1	3.29	11.2	101	20.1	22.2	Single
			C-SC603H9K	29.6	101.1	3.29	11.2	101	20.1	28.1	Tandem
	10	171	C-SC753H9H	37.3	127.3	3.36	11.5	124	24.4	29.0	Single
			C-SC753H9K	37.3	127.3	3.36	11.5	124	24.4	29.0	Tandem
	12	205	C-SC903H9H	44.4	151.6	3.31	11.3	148	25.1	35.1	Single

测试条件：冷凝温度54.4℃，蒸发温度7.2℃，过冷度8.3K，过热度11.1K
Rating Condition：Condensing Temperature54.4℃，Evaporating Temperature7.2℃，Sub Cooling8.3K，Superheat11.1K
备注Remark：Single表示单机机型；Tandem表示并联机型

测试条件：冷凝温度54.4℃，蒸发温度7.2℃，过冷度8.3K，过热度11.1K
Rating Condition：Condensing Temperature54.4℃，Evaporating Temperature7.2℃，Sub Cooling8.3K，Superheat11.1K
备注Remark：Single表示单机机型；Tandem表示并联机型



热泵用

产品特点

- ▼ 适用于R407C/R410A/R134a等多种环保制冷剂
- ▼ 国内首创的中间补气专利技术，完美解决低温下的制热需求
- ▼ 采用成熟的直流变频技术，热泵能效提升，进一步优化用户体验
- ▼ 产品结构升级，为热泵机组在-30℃环境温度下的可靠运行保驾护航
- ▼ 满足家庭采暖、生活热水的需要，最高可制取65℃热水
- ▼ 满足工农业烘干应用的需要，最高出风温度80℃
- ▼ 采用先进的内部供油系统和高品质的机械材料，能够满足热泵机组在极端应用工况下的制热需求

HEAT PUMP APPLICATION

Features

- ▼ Environmental friendly refrigerant R407C/R410A/R134a.
- ▼ Patented vapor injection technology, meeting the heating requirement under low ambient temperature conditions.
- ▼ Higher COP heat pump supported by mature DC-Inverter technology, further improving customer satisfaction.
- ▼ Update product configuration, higher reliability for heat pump operation even under -30℃ ambient temperature.
- ▼ Maximum to 65℃ hot water temperature for house heating and sanitary hot water applications.
- ▼ Maximum to 80℃ hot wind temperature for industrial and agricultural drying applications.
- ▼ Advanced internal oil lubrication system, high quality mechanical materials, meeting the heating requirement under sever condition for heat pump.



中间补气专利
vapor injection technology



多种环保制冷剂
Environmentally friendly refrigerant



直流、变频
mature DC-Inverter

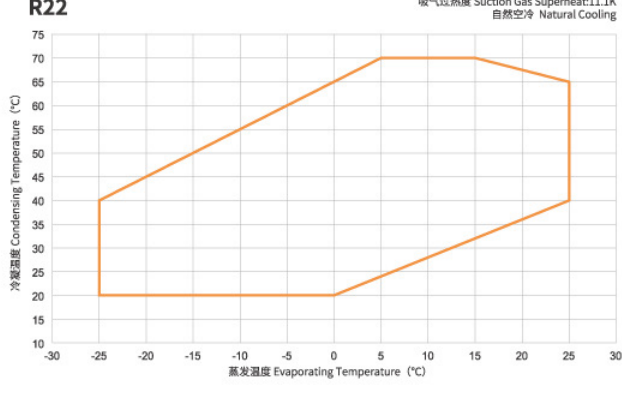
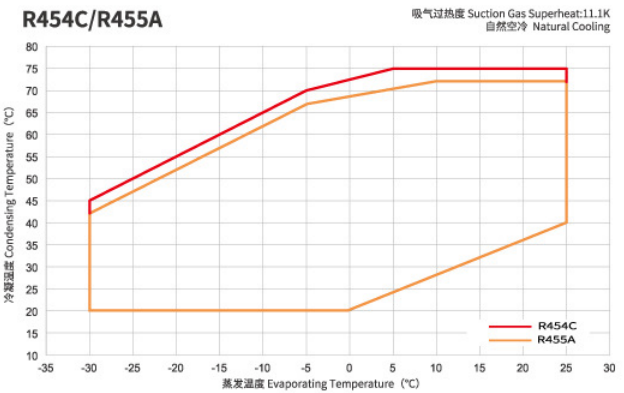
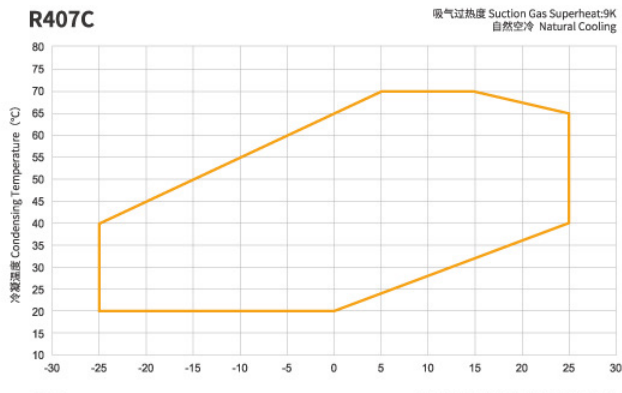
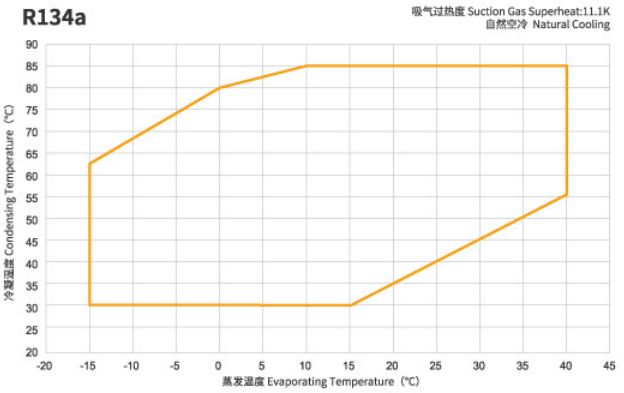
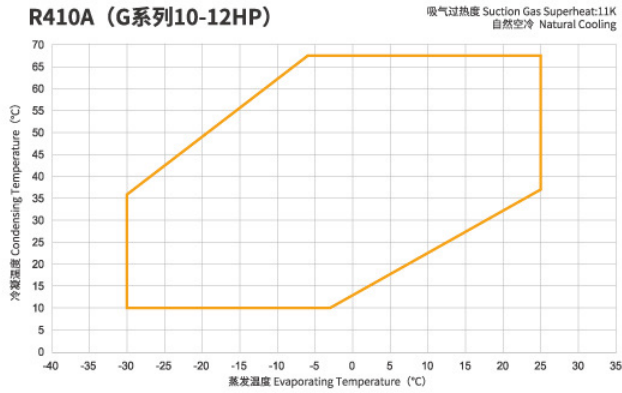
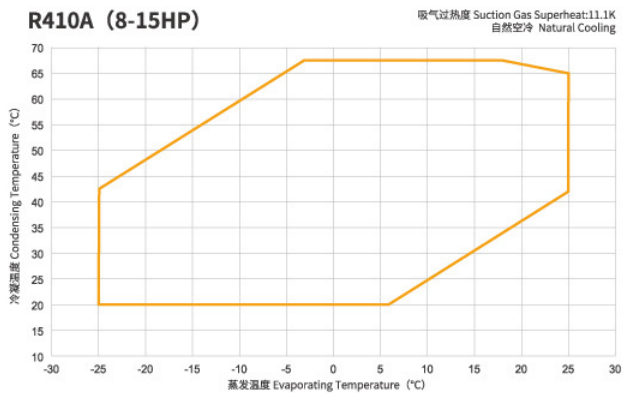
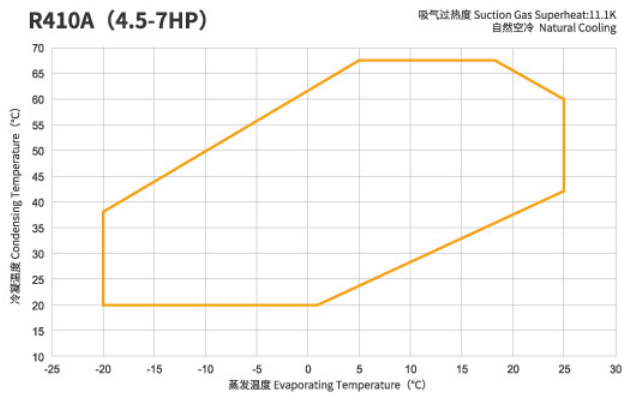


产品线
Product Line-up

产品类别 Product Class	制冷剂 Refrigerant	电源 Power Source	额定功率 Output (HP)														
			3	3.5	4	4.5	5	6	7	8	9	10	11	12	13	15	25
非补气机型 Standard Model	R410A	三相 3 Phase															
	R134a	三相 3 Phase															
		DC Inverter															
	R407C	三相 3 Phase															
	R22	三相 3 Phase															
	R32/R454B	三相 3 Phase															
	R454C/R455A	三相 3 Phase															
	R515B	三相 3 Phase															
	R290	三相 3 Phase															
中间补气机型 Vapor Injection Model	R410A	三相 3 Phase															
		DC Inverter															
	R407C(R134a)	三相 3 Phase															
		单相 1 Phase															
	R22	三相 3 Phase															
		单相 1 Phase															
	R32	DC Inverter															
	R290	DC Inverter															

运行范围
Operation Envelope

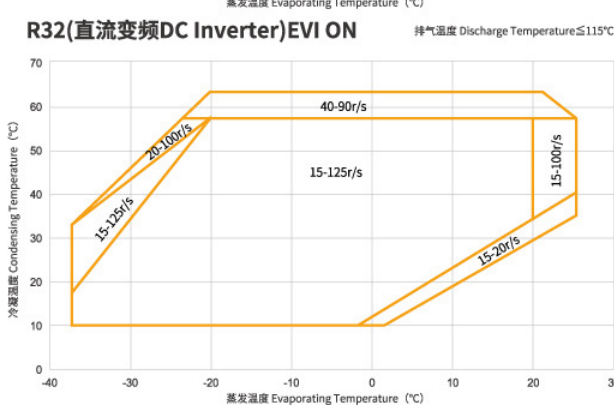
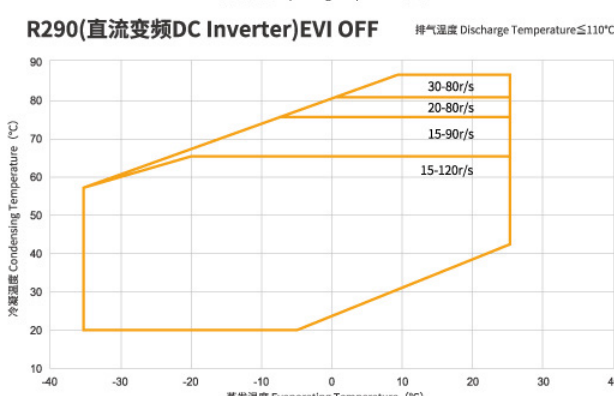
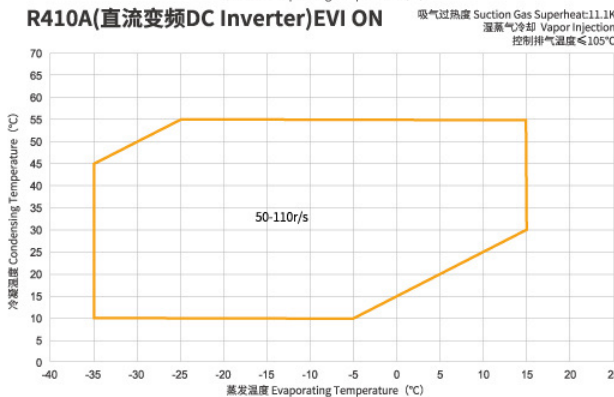
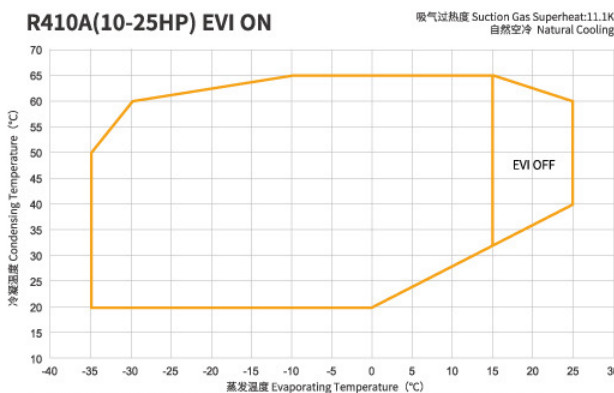
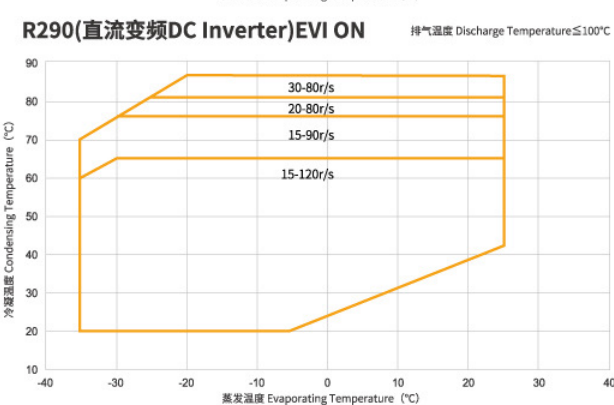
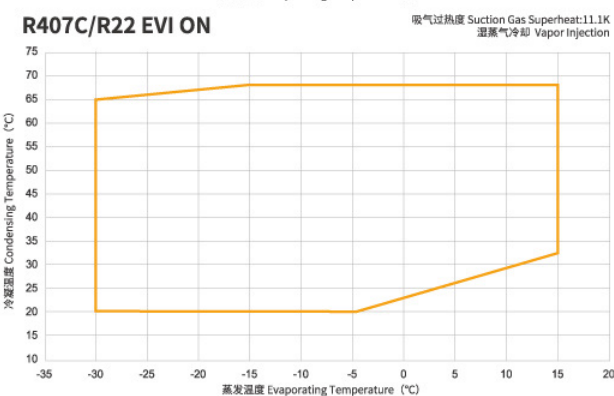
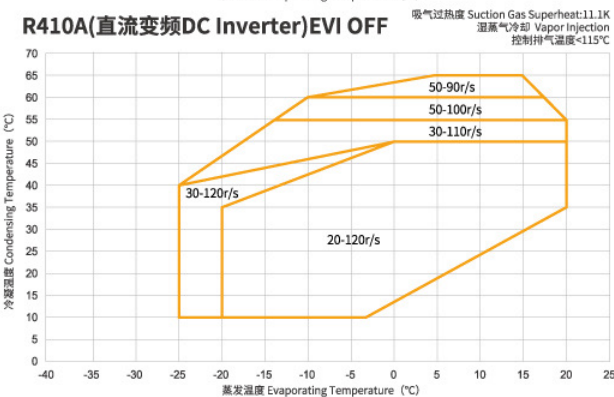
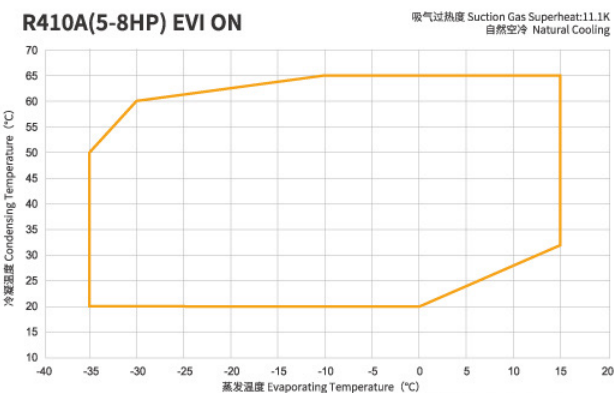
非补气 Without Vapor Injection



不同机型的运行范围稍有区别, 详见规格书。
The operation envelope is different from models, please refer to the specification for details.

运行范围 Operation Envelope

补气 Vapor Injection



不同机型的运行范围稍有区别, 详见规格书。
The operation envelope is different from models, please refer to the specification for details.

基本参数 Basic Parameters

50Hz 380-415V											R410A
相 Phase	额定功率 Output	排气量 Displacement	压缩机型号 Compressor Model	50Hz 制热量 Heating Capacity		HCOP		堵转电流 LRA	额定电流 RLA	最大持续电流 MCC	备注 Remark
	HP	cm³/rev		kW	kBTU/h	W/W	BTU/Wh				
3	4.5	52	C-SBP160H38K	11.6	39.6	3.06	10.4	-	9.1	12.8	非补气 Standard
	5	58.5	5CE058SA01	14.2	48.5	3.13	10.6	-	-	13.6	
	6	67	C-SBP205H38K	15.1	51.5	3.06	10.4	-	12.9	18.0	
	10	104	C-SCP315H38M	25.0	85.3	3.29	11.2	106	19.6	27.5	
	11	120	C-SCP360H38M	28.9	98.7	3.32	11.3	130	21.6	30.2	
	12	128	C-SCP400H38M	29.8	101.7	3.22	11.0	106	20.4	28.5	
	13	141	C-SCP420H38M	32.5	110.9	3.42	11.7	130	21.2	29.7	
	15	171	C-SCP510H38M	40.3	137.4	3.25	11.1	159	28.2	39.5	

测试条件: 冷凝温度50°C, 蒸发温度-7°C, 过冷度8.3K, 过热度11.1K
Rating Condition: Condensing Temperature50°C, Evaporating Temperature-7°C, Sub Cooling8.3K, Superheat11.1K


50Hz 380-415V											R407C
相 Phase	额定功率 Output	排气量 Displacement	压缩机型号 Compressor Model	50Hz 制热量 Heating Capacity		HCOP		堵转电流 LRA	额定电流 RLA	最大持续电流 MCC	备注 Remark
	HP	cm³/rev		kW	kBTU/h	W/W	BTU/Wh				
3	3.5	56	C-SBS120H38A	8.7	29.7	3.16	10.8	52	10.4	14.6	非补气 Standard
	4	67	C-SBS145H38A	10.3	35.1	3.26	11.1	66	10.7	15.0	
	5	84	C-SBS180H38C	12.7	43.3	3.22	11.0	53	9.6	13.5	
	8	137	C-SCN603H8H	19.0	64.8	3.25	11.1	80	15.9	22.3	
	9	149	C-SCN673H8H	20.5	69.9	3.28	11.2	80	13.7	19.2	
	10	171	4CC171LA01	23.0	78.4	3.26	11.1	-	-	-	
	12	205	4CC205SA01	27.0	92.1	3.25	11.1	-	-	-	

测试条件: 冷凝温度50°C, 蒸发温度-7°C, 过冷度8.3K, 过热度9K
Rating Condition: Condensing Temperature50°C, Evaporating Temperature-7°C, Sub Cooling8.3K, Superheat9K


50Hz 380-415V											R22
相 Phase	额定功率 Output	排气量 Displacement	压缩机型号 Compressor Model	50Hz 制热量 Heating Capacity		HCOP		堵转电流 LRA	额定电流 RLA	最大持续电流 MCC	备注 Remark
	HP	cm³/rev		kW	kBTU/h	W/W	BTU/Wh				
3	4	67	C-SBX145H38A	10.3	35.1	3.34	11.4	63	9.1	12.7	非补气 Standard
	5	84	C-SBR180H38K	12.7	43.3	3.31	11.3	70	9.4	13.1	
	8	137	C-SC603H8H	19.0	64.8	3.33	11.4	80	15.9	22.2	
	9	149	C-SC673H8H	20.5	69.9	3.36	11.5	80	13.7	19.2	
	10	171	2CC171LA01	23.5	80.1	3.36	11.5	-	-	-	
	12	205	2CC205SA11	27.5	93.8	3.40	11.6	-	-	-	

测试条件: 冷凝温度50°C, 蒸发温度-7°C, 过冷度8.3K, 过热度11.1K
Rating Condition: Condensing Temperature50°C, Evaporating Temperature-7°C, Sub Cooling8.3K, Superheat11.1K


基本参数
Basic Parameters

50Hz 380-415V (高温烘干 For Drying Application)										 R134a	
相 Phase	额定功率	排气量	压缩机型号 Compressor Model	50Hz				堵转电流 LRA	额定电流 RLA	最大持续电流 MCC	备注 Remark
	Output	Displacement		制热量 Heating Capacity		HCOP					
	HP	cm³/rev		kW	kBTU/h	W/W	BTU/Wh	A	A	A	
3	4	67	6CB067SA01	10.4	35.5	4.23	14.4	57	8.4	11.7	非补气 Standard
	5	84	6CB084SA01	13.0	44.4	4.30	14.7	72	9.9	13.8	
	6	100	6CB100SA01	15.5	52.9	4.28	14.6	70	11.0	15.4	
	7	110	6CB110SA01	17.1	58.1	4.26	14.5	80	12.7	17.8	
	8	137	6CC137SA01	20.9	71.3	4.27	14.6	-	-	-	
	10	171	6CC171SA01	26.2	89.2	4.25	14.5	103	19.3	27.0	
	12	205	6CC205SA01	30.8	105.0	4.22	14.4	124	21.9	30.7	
	15	260	6CC260SA01	39.0	133.1	4.15	14.1	159	29.3	41.0	

测试条件：冷凝温度54.4℃，蒸发温度7.2℃，过冷度8.3K，过热度11.1K
Rating Condition：Condensing Temperature54.4℃，Evaporating Temperature7.2℃，Sub Cooling8.3K，Superheat11.1K


50Hz 380-415V										 R454C/R455A	
相 Phase	额定功率 Output	排气量 Displacement	压缩机型号 Compressor Model	50Hz				堵转电流 LRA	额定电流 RLA	最大持续电流 MCC	备注 Remark
	HP	cm³/rev		制热量 Heating Capacity		HCOP					
				kW	kBTU/h	W/W	BTU/Wh	A	A	A	
3	3.5	59	GCB058LA04	8.4	28.6	3.17	10.8	-	7.9	11.0	非补气 Standard
	4	67	GCB067LA04	9.6	32.7	3.17	10.8	-	9.3	13.0	
	5	84	GCB084LA04	11.6	40.3	3.28	11.2	70	10.9	15.2	
	6	100	GCB100LA04	14.1	48.1	3.24	11.1	78	14.1	19.7	
	7	110	GCB110LA04	15.6	53.2	3.23	11.0	78	13.8	19.3	

测试条件：冷凝温度50℃，蒸发温度-7℃，过冷度8.3K，过热度11.1K
Rating Condition：Condensing Temperature50℃，Evaporating Temperature-7℃，Sub Cooling8.3K，Superheat11.1K

50Hz 380-415V											 R410A
相 Phase	额定功率 Output	排气量 Displacement	压缩机型号 Compressor Model	50Hz				堵转电流 LRA	额定电流 RLA	最大持续电流 MCC	备注 Remark
	HP	cm³/rev		制热量 Heating Capacity		HCOP					
				kW	kBTU/h	W/W	BTU/Wh	A	A	A	
3	5	56	C-SBP170H38Q	14.6	49.8	2.91	9.9	-	12.9	18.0	补气 Vapor Injection
	6	67	C-SBP205H38Q	17.1	58.3	2.90	9.9	-	14.2	19.9	
	8	90	C-SCP270H38Q	23.3	79.5	3.05	10.4	-	18.8	26.3	
	10	104	C-SCP315H38Q	27.8	94.8	3.16	10.8	131	20.1	28.1	
	11	120	C-SCP360H38Q	32.4	110.5	3.15	10.7	124	23.0	32.2	
	13	145	C-SCP435H38Q	40.6	138.4	3.22	11.0	141	26.2	36.7	
	15	171	5CC171SA02	46.0	156.9	3.22	11.0	166	28.1	39.3	
	25	277	5CF277SA12	76.9	262.5	3.39	11.6	282	47.9	67.0	

测试条件：冷凝温度50℃，蒸发温度-7℃，过冷度2K，过热度11.1K
Rating Condition：Condensing Temperature50℃，Evaporating Temperature-7℃，Sub Cooling2K，Superheat11.1K

基本参数
Basic Parameters

50Hz 380-415V										 R22	
相 Phase	额定功率 Output	排气量 Displacement	压缩机型号 Compressor Model	50Hz				堵转电流 LRA	额定电流 RLA	最大持续电流 MCC	备注 Remark
	HP	cm³/rev		制热量 Heating Capacity		HCOP					
				kW	kBTU/h	W/W	BTU/Wh	A	A	A	
3	3.5	56	C-SBR120H38Q	10.2	34.8	3.29	11.2	-	8.6	12.0	补气 Vapor Injection
	4	67	C-SBR145H38Q	12.1	41.3	3.36	11.5	-	9.1	12.7	
	5	83	C-SBR180H38Q	14.4	49.1	3.31	11.3	-	9.6	13.5	
	6	96	C-SBR205H38Q	16.9	57.6	3.38	11.5	-	11.8	16.5	
	8	137	C-SCR295H38Q	24.5	83.5	3.38	11.5	-	19.9	27.8	
	10	171	C-SCR370H38Q	30.0	102.3	3.37	11.5	-	23.3	32.6	
	12	205	C-SCR435H38Q	35.2	120.0	3.35	11.4	-	27.2	38.1	

测试条件：冷凝温度50℃，蒸发温度-7℃，过冷度2K，过热度11.1K
Rating Condition：Condensing Temperature50℃，Evaporating Temperature-7℃，Sub Cooling2K，Superheat11.1K


50Hz 380-415V										 R407C	
相 Phase	额定功率 Output	排气量 Displacement	压缩机型号 Compressor Model	50Hz				堵转电流 LRA	额定电流 RLA	最大持续电流 MCC	备注 Remark
	HP	cm³/rev		制热量 Heating Capacity		HCOP					
				kW	kBTU/h	W/W	BTU/Wh	A	A	A	
3	3.5	56	C-SBS120H38Q	10.4	118.7	3.20	10.9	-	8.6	12.0	补气 Vapor Injection
	4	67	C-SBS145H38Q	12.3	140.8	3.15	10.7	-	9.0	12.6	
	5	83	C-SBS180H38Q	15.0	167.4	3.26	11.1	-	9.6	13.5	
	6	96	C-SBS205H38Q	17.3	196.4	3.23	11.0	-	11.8	16.5	
	8	137	C-SCS295H38Q	25.0	284.7	3.23	11.0	-	11.8	27.7	
	10	171	C-SCS370H38Q	29.6	348.8	3.22	11.0	-	11.8	32.5	
	12	205	C-SCS435H38Q	35.5	409.2	3.14	10.7	-	11.8	38.0	

测试条件：冷凝温度50℃，蒸发温度-7℃，过冷度2K，过热度9K
Rating Condition：Condensing Temperature50℃，Evaporating Temperature-7℃，Sub Cooling2K，Superheat9K



基本参数

Basic Parameters


50Hz 220-240V										 R407C	
相 Phase	额定功率 Output	排气量 Displacement	压缩机型号 Compressor Model	50Hz				堵转电流 LRA	额定电流 RLA	最大持续电流 MCC	备注 Remark
	HP	cm³/rev		制热量 Heating Capacity		HCOP					
				kW	kBTU/h	W/W	BTU/Wh				
1	3.5	56	C-SBS120H15Q	10.1	117.3	3.01	10.3	-	22.9	32.1	补气 Vapor Injection
	4	67	C-SBS145H15Q	12.4	140.8	3.18	10.8	-	27.9	39.1	


测试条件：冷凝温度50°C，蒸发温度-7°C，过冷度2K，过热度9K
Rating Condition：Condensing Temperature50°C，Evaporating Temperature-7°C，Sub Cooling2K，Superheat9K



基本参数（变频）

Basic Parameters

DC Inverter 380V							 R410A
压缩机型号 Compressor Model	排气量 Displacement	转速范围 Revolution Range	90r/s				备注 Remark
	cm³/rev	r/s	制热量 Heating Capacity		HCOP		
			kW	kBTU/h	W/W	BTU/Wh	
5CD067ZA02	67	15-120	24.0	81.9	3.35	11.4	补气 Vapor Injection
5CD081ZA02	81	15-120	29.0	98.9	3.40	11.6	
5CD120ZA02	120	20-120	43.0	146.7	3.30	11.3	


DC Inverter 380V							 R134a
压缩机型号 Compressor Model	排气量 Displacement	转速范围 Revolution Range	90r/s				备注 Remark
	cm³/rev	r/s	制热量 Heating Capacity		HCOP		
			kW	kBTU/h	W/W	BTU/Wh	
6CD081ZA01	81	15-120	10.7	36.5	3.34	11.4	非补气 Standard


测试条件：冷凝温度50°C，蒸发温度-7°C，过冷度8.3K，过热度11.1K
Rating Condition：Condensing Temperature50°C，Evaporating Temperature-7°C，Sub Cooling8.3K，Superheat11.1K




基本参数（变频）

Basic Parameters

DC Inverter 380V							 R290
压缩机型号 Compressor Model	排气量 Displacement	转速范围 Revolution Range	60r/s				备注 Remark
	cm³/rev	r/s	制冷量 Capacity		HCOP		
			kW	kBTU/h	W/W	BTU/Wh	
7CD081ZA12	81	15-120	15.9	54.1	3.70	12.6	补气 Vapor Injection
7CD081ZA11	81	15-120	15.9	54.1	3.70	12.6	非补气 Standard

DC Inverter 380V							 R32
压缩机型号 Compressor Model	排气量 Displacement	转速范围 Revolution Range	60r/s				备注 Remark
	cm³/rev	r/s	制冷量 Capacity		HCOP		
			kW	kBTU/h	W/W	BTU/Wh	
9CD067ZA02	67	15-120	24.5	83.6	3.20	10.5	补气 Vapor Injection
9CD081ZA02	81	15-120	29.6	100.6	3.30	11.9	

DC Inverter 200V							 R32
压缩机型号 Compressor Model	排气量 Displacement	转速范围 Revolution Range	60r/s				备注 Remark
	cm³/rev	r/s	制冷量 Capacity		HCOP		
			kW	kBTU/h	W/W	BTU/Wh	
9CD067XA02	67	15-120	24.5	83.6	3.15	11.1	补气 Vapor Injection
9CD081XA02	81	15-120	29.6	100.6	3.25	11.6	

测试条件：冷凝温度54.4°C，蒸发温度7.2°C，过冷度8.3K，过热度11.1K
Rating Condition：Condensing Temperature54.4°C，Evaporating Temperature7.2°C，Sub Cooling8.3K，Superheat11.1K

冷冻冷藏用

产品特点

- ▼ 适用于R404A/R410A/R448A/R449A等多种环保制冷剂
- ▼ 采用喷液冷却技术，完美解决低蒸发温度工况的高排气温度问题
- ▼ 依靠超精密加工及组装配，获得更低运行噪音
- ▼ 使用温度开关保护电机，温度保护更精准
- ▼ 专业的油镜和回油接头设计
- ▼ 最低蒸发温度-45℃，满足多领域冷冻冷藏需求
- ▼ 变频技术快速制冷、高效节能



REFRIGERATION APPLICATION

Features

- ▼ Environmental friendly refrigerant R404A、R410A、R448A、R449A.
- ▼ Adoption of liquid injection technology, solving the problem of high discharge temperature under low evaporating temperature condition.
- ▼ Lower sound level by ultra-precision machining and assembly technologie.
- ▼ Accurate motor temperature protection with inside thermostat.
- ▼ Oil level sight glass and oil return connector, professional design for refrigeration application.
- ▼ Minimum -45°C evaporating temperature, meeting the requirements of different refrigeration application.
- ▼ Inverter solutions, fast cooling, high efficiency and energy saving.



喷液冷却技术
Liquid injection technology



多种环保制冷剂
Environmentally friendly refrigerant



直流变频
Mature DC-Inverter



产品线(低温机型型谱)
Product Line-up(Low Temperature Application Line-up)

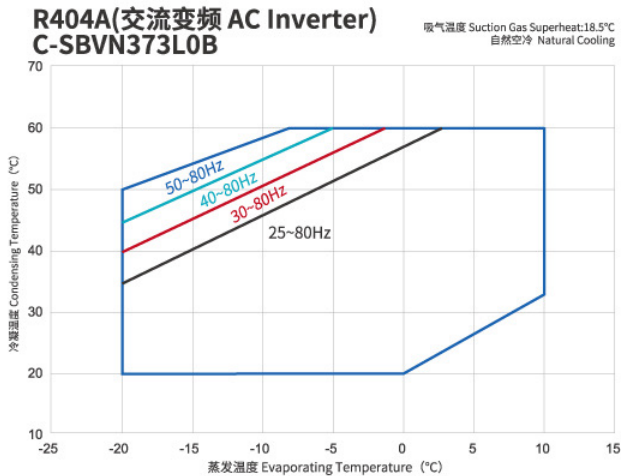
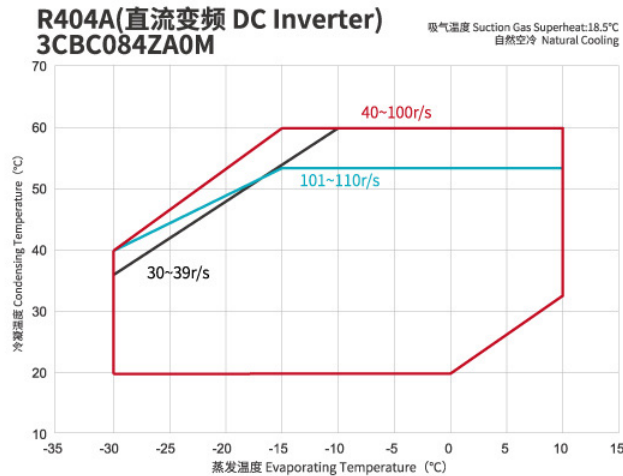
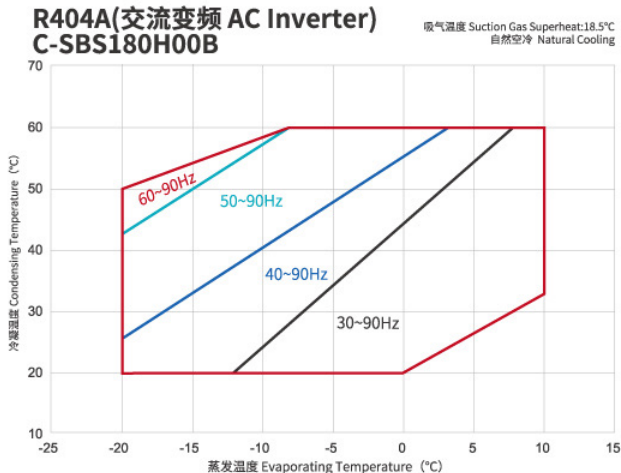
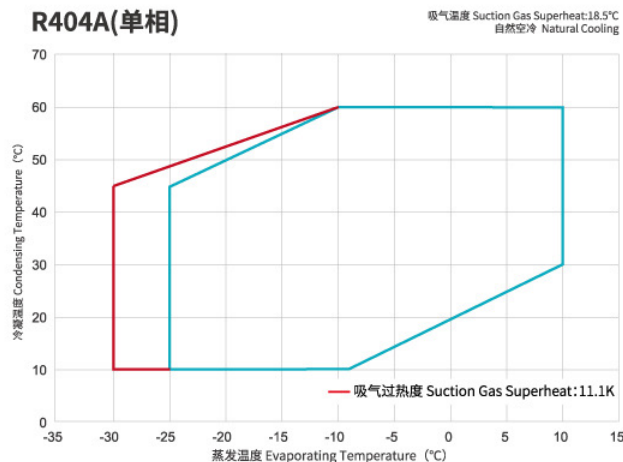
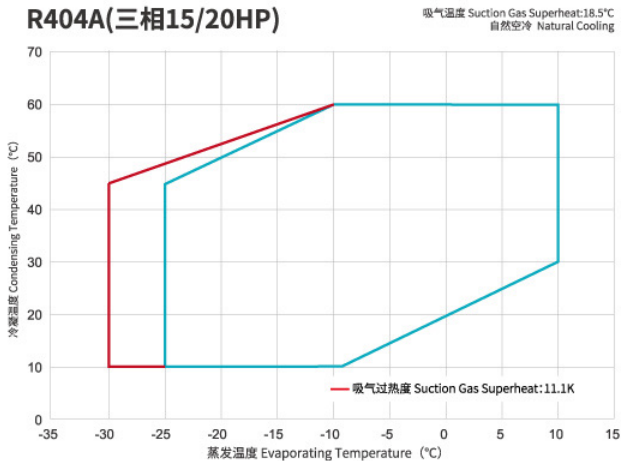
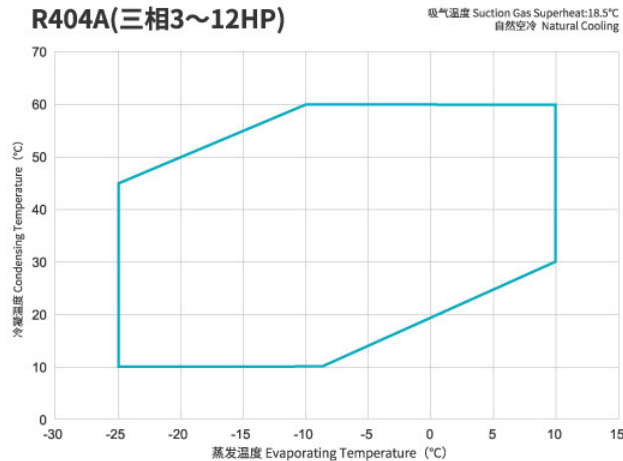
产品类别 Product Class	制冷剂 Refrigerant	电源 Power Source	额定功率 Output (HP)												
			2	3	4	5	6	7	8	10	12	12.5	13	14	
喷液压缩机 Liquid Injection Compressor	R410A	50Hz 380-415V 3 Phase 60Hz 440-460V 3 Phase		<div></div>											
		50Hz 200V 3 Phase 60Hz 200-220V 3 Phase		<div></div>											
		60Hz 380V 3 Phase		<div></div>											
		AC Inverter 400V 3 Phase		<div></div>											
		AC Inverter 200V 3 Phase		<div></div>											
	R448A R449A	50Hz 200V 3 Phase 60Hz 200-220V 3 Phase		<div></div>											
		AC Inverter 400V 3 Phase		<div></div>											
		AC Inverter 200V 3 Phase		<div></div>											
	R22	50Hz 380-415V 3 Phase 60Hz 440-460V 3 Phase		<div></div>											
		50Hz 200V 3 Phase 60Hz 200-220V 3 Phase		<div></div>											
		60Hz 380V 3 Phase		<div></div>											
	R410A	50Hz 200V 3 Phase 60Hz 200-220V 3 Phase		<div></div>											
		60Hz 380V 3 Phase		<div></div>											
		AC Inverter 400V 3 Phase AC Inverter 200V 3 Phase		<div></div>											
补气压缩机 Vapor Injection compressor	R404A	50Hz 380-415V 3 Phase 60Hz 440-460V 3 Phase		<div></div>											

产品线(中温机型型谱)
Product Line-up(Medium Temperature Application Line-up)

产品类别 Product Class	制冷剂 Refrigerant	电源 Power Source	额定功率 Output (HP)											
			3	3.5	4	5	6	7	8	9	10	12	15	25
常规机型 Standard Compressor	R410A	50Hz 380-415V 3 Phase												
		50Hz 220-240V 3 Phase												
		DC Inverter 400V 3 Phase												
		AC Inverter 400V 3 Phase												
	R22	50Hz 380-415V 3 Phase 60Hz 440-460V 3 Phase												
		50Hz 220-240V 3 Phase												

运行范围
Operation Envelope

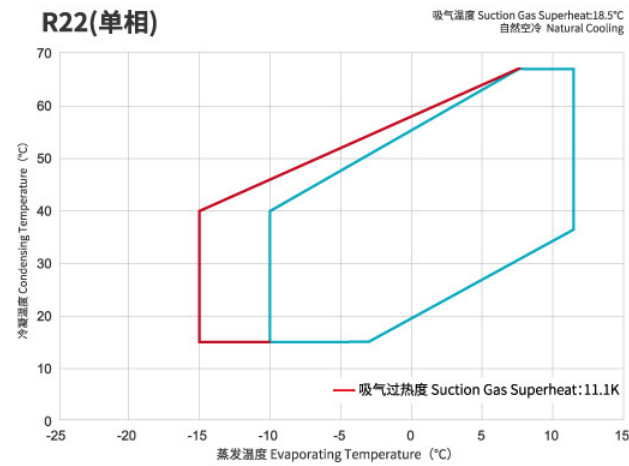
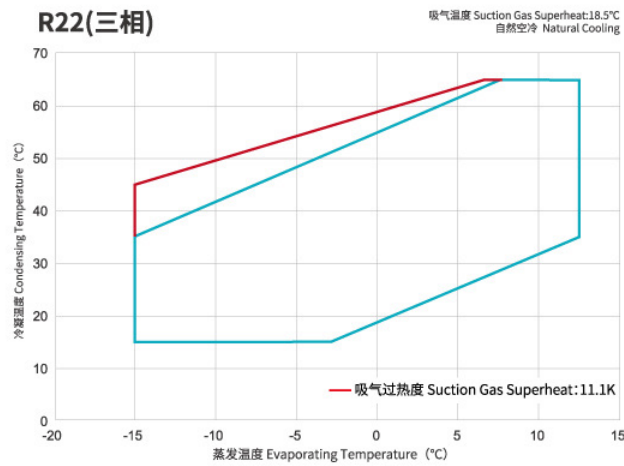
中温 Medium Temperature



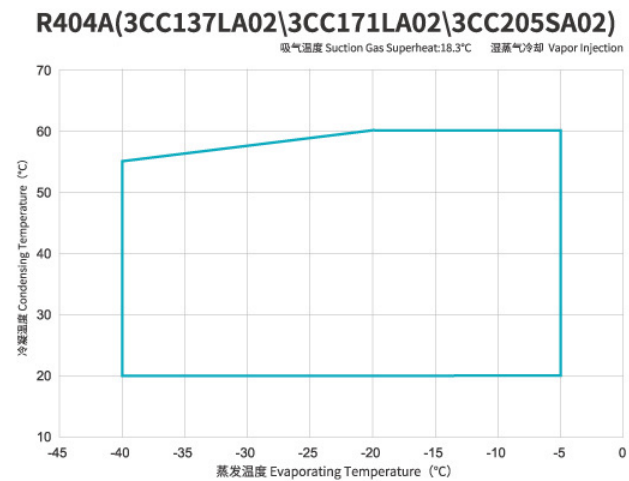
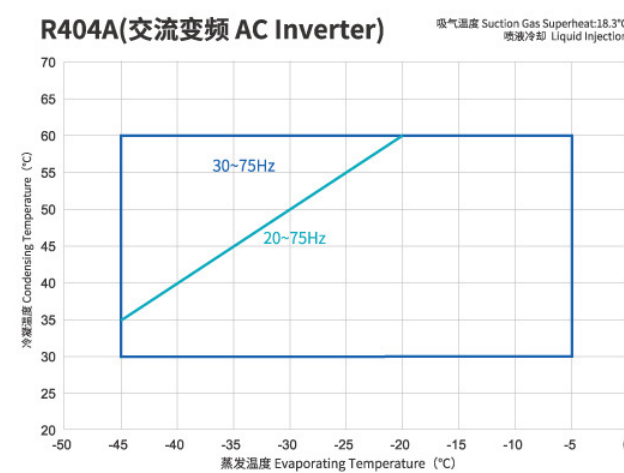
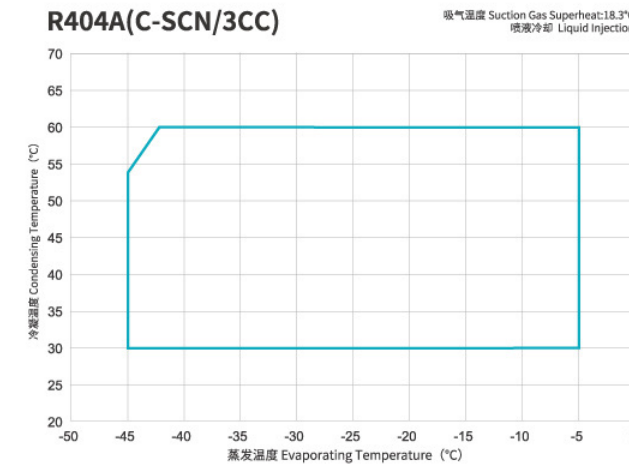
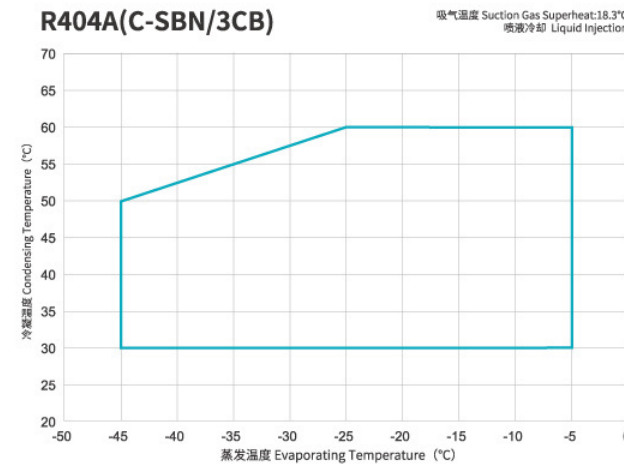
不同机型的运行范围稍有区别, 详见规格书。
The operation envelope is different from models, please refer to the specification for details.

运行范围

Operation Envelope



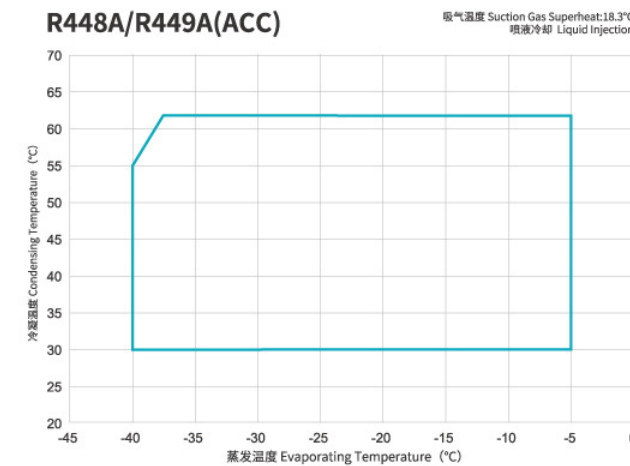
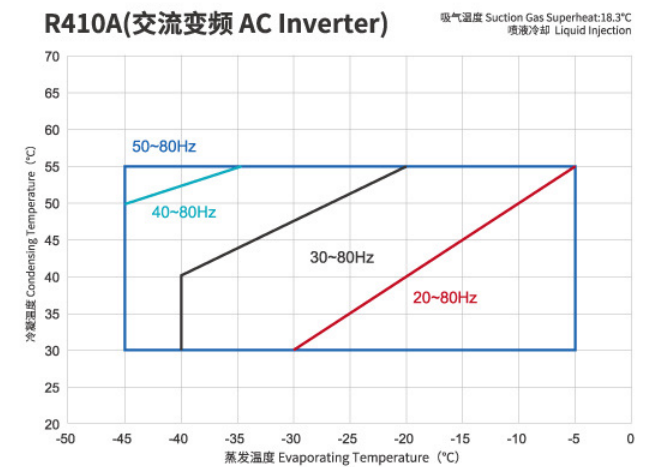
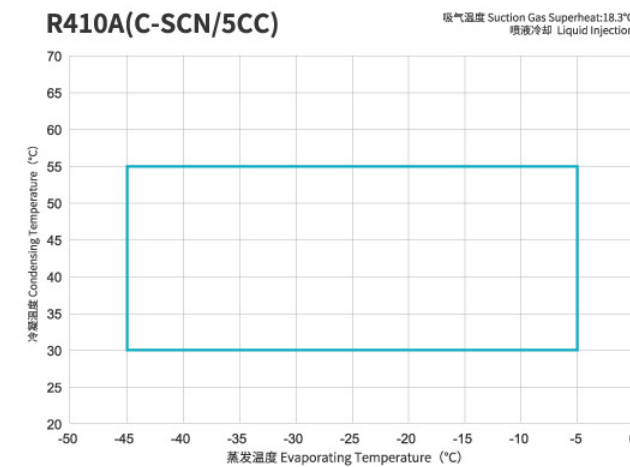
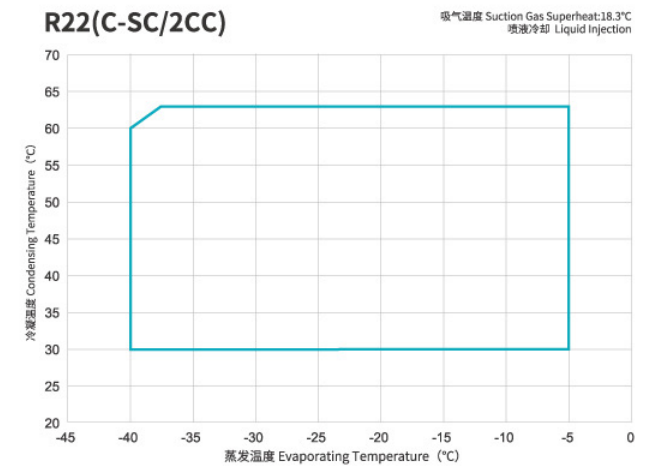
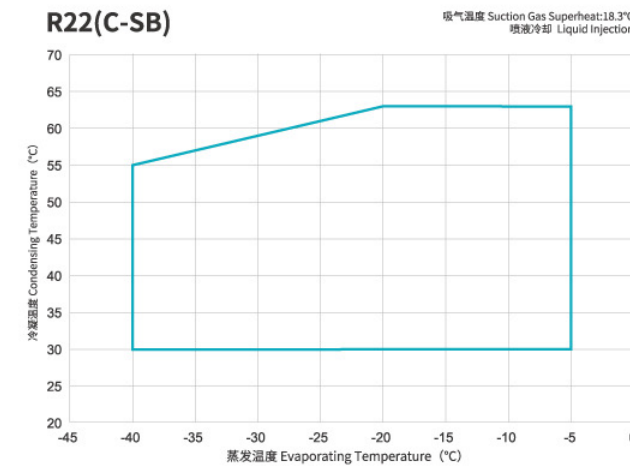
低温 Low Temperature



不同机型的运行范围稍有区别, 详见规格书。
The operation envelope is different from models, please refer to the specification for details.

运行范围


Operation Envelope




不同机型的运行范围稍有区别, 详见规格书。
The operation envelope is different from models, please refer to the specification for details.

基本参数

Basic Parameters

50Hz 380-415V/60Hz 440-460V														 R404A	
相 Phase	额定功率 Output	排气量 Displacement	压缩机型号 Compressor Model	50Hz				60Hz				堵转 电流 LRA	额定 电流 RLA	最大持 续电流 MCC	备注 Remark
				制冷量 Capacity		功率 Input	电流 Current	制冷量 Capacity		功率 Input	电流 Current				
	HP	cm³/rev		kW	kBTU/h	kW	A	kW	kBTU/h	W/W	BTU/Wh	A	A	A	
3	3	52	3CB052SA0M	6.2	21.2	2.7	5.3	-	-	-	-	52	6.0	8.4	中温 Medium Temperature
	4	67	3CB067SA0M	8.0	27.3	3.3	6.1	-	-	-	-	57	8.4	11.8	
	5	84	3CB084SA0M	10.0	34.1	4.0	7.2	-	-	-	-	70	10.9	15.3	
	6	100	3CB100SA0M	11.8	40.3	4.8	8.3	-	-	-	-	70	11.5	16.1	
	7	110	3CB110SA0M	13.0	44.4	5.3	9.4	-	-	-	-	78	14.4	20.1	
	8	137	3CC137LA0M	16.1	54.8	6.7	11.9	19.2	65.4	8.10	12.2	95	15.1	21.1	
	9	149	3CC149LA0M	17.4	59.4	7.2	12.6	20.7	70.7	8.75	13.1	95	16.7	23.4	
	10	171	3CC171LA0M	19.9	67.8	8.1	14.2	23.6	80.6	9.90	14.7	111	18.5	25.9	
	12	205	3CC205LA0M	23.0	78.5	9.7	16.6	27.4	93.5	11.70	17.2	111	24.2	33.9	
	15	260	3CC260LA0M	30.2	103.0	12.4	22.3	35.2	120.1	15.10	22.9	167	28.6	40.0	
	20	277	3CF277SA0M	34.9	119.0	13.2	24.6	-	-	-	-	205	30.7	43.0	


50Hz 220-240V										 R404A	
相 Phase	额定功率 Output	排气量 Displacement	压缩机型号 Compressor Model	50Hz			堵转 电流 LRA	额定 电流 RLA	最大持 续电流 MCC	备注 Remark	
				制冷量 Capacity		功率 Input					电流 Current
	HP	cm³/rev		kW	kBTU/h	kW	A	A	A		A
1	3	52	3CB052EA0M	6.1	20.6	2.8	12.5	108	16.6	23.3	中温 Medium Temperature

50Hz 380~415V/60Hz 440~460V														 R22	
相 Phase	额定功率 Output	排气量 Displacement	压缩机型号 Compressor Model	50Hz				60Hz				堵转 电流 LRA	额定 电流 RLA	最大持 续电流 MCC	备注 Remark
				制冷量 Capacity		功率 Input	电流 Current	制冷量 Capacity		功率 Input	电流 Current				
	HP	cm³/rev		kW	kBTU/h	kW	A	kW	kBTU/h	W/W	BTU/Wh	A	A	A	
3	3.5	56	2CB056LA0M	6.4	21.8	2.4	4.7	7.7	26.1	2.90	4.8	53	7.9	11.1	中温 Medium Temperature
	4	67	2CB067LA0M	7.8	26.5	2.9	5.3	9.3	31.9	3.45	5.4	53	8.6	12.0	
	5	83	2CB083LA0M	9.5	32.3	3.5	6.4	11.6	39.7	4.32	6.6	62	9.7	13.6	
	6	100	2CB100LA0M	11.5	39.1	4.2	7.5	14.0	47.9	5.12	7.8	69	11.6	16.3	
	7	110	2CB110RA0M	12.7	43.3	4.5	8.5	15.4	52.7	5.50	8.7	76	11.5	16.1	
	8	137	2CC137LA0M	15.6	53.1	5.8	10.3	18.8	64.2	7.05	10.6	95	14.3	20.0	
	9	149	2CC149LA0M	17.1	58.4	6.3	11.1	20.3	69.3	7.70	11.5	95	13.7	19.2	
	10	171	2CC171LA0M	19.7	67.3	7.1	12.4	23.8	81.3	8.60	12.8	110	19.0	26.6	
	12	205	2CC205SA0M	23.4	79.7	8.5	14.5	-	-	-	-	110	24.2	33.9	


测试条件:冷凝温度43.5°C, 蒸发温度-6.5°C, 过冷度0K, 吸气温度18.5K
Rating Condition:Condensing Temperature43.5°C, Evaporating Temperature-6.5°C, Sub Cooling0K, Suction Gas Temperature18.5K

基本参数

Basic Parameters

50Hz 220-240V										 R22	
相 Phase	额定功率 Output	排气量 Displacement	压缩机型号 Compressor Model	60Hz			堵转 电流 LRA	额定 电流 RLA	最大持 续电流 MCC	备注 Remark	
				制冷量 Capacity		功率 Input					电流 Current
	HP	cm³/rev		kW	kBTU/h	kW	A	A	A		A
1	3	52	2CB052EA0M	5.8	19.8	2.5	10.9	108	16.2	22.7	中温 Medium Temperature
		67	2CB067EA0M	7.4	25.1	3.0	14.3	108	26.9	37.6	


测试条件:冷凝温度43.5°C, 蒸发温度-6.5°C, 过冷度0K, 吸气温度18.5K
Rating Condition:Condensing Temperature43.5°C, Evaporating Temperature-6.5°C, Sub Cooling0K, Suction Gas Temperature18.5K

50Hz 380-415V/60Hz 440-460V														 R404A	
相 Phase	额定功率 Output	排气量 Displacement	压缩机型号 Compressor Model	50Hz				60Hz				堵转 电流 LRA	额定 电流 RLA	最大持 续电流 MCC	备注 Remark
				制冷量 Capacity		功率 Input	电流 Current	制冷量 Capacity		功率 Input	电流 Current				
	HP	cm³/rev		kW	kBTU/h	kW	A	kW	kBTU/h	W/W	BTU/Wh	A	A	A	
3	3	52	3CB052LA03	4.0	13.7	2.9	5.4	4.9	16.7	3.39	5.4	44	6.4	9.0	低温 Low Temperature 喷液 liquid injection
	4	67	C-SBN303L8A	5.3	18.1	3.7	6.6	6.5	22.1	4.27	6.6	70	6.4	9.0	
	5	83	C-SBN373L8A	6.5	22.2	4.7	8.2	8.1	27.7	5.50	8.2	66	8.7	12.2	
	6	96	C-SBN453L8A	7.4	25.3	5.0	9.2	9.2	31.2	5.85	9.1	77	10.1	14.2	
	6	104	*C-SCN453L8H	8.2	27.8	5.8	10.4	9.8	33.3	6.86	11.3	-	-	-	
	7	120	*C-SCN523L8H	9.4	31.9	6.5	11.8	11.1	37.9	7.65	11.7	99	12.9	18.1	
	7	120	3CC120SA03	9.4	31.9	6.5	11.8	-	-	-	-	99	12.9	18.1	
	8	137	*C-SCN603L8H	10.2	34.8	7.4	13.5	12.4	42.3	8.85	13.5	104	14.5	20.3	
	8	137	3CC137SA03	10.2	34.8	7.4	13.5	-	-	-	-	104	14.5	20.3	
	10	171	*C-SCN753L8H	13.3	45.4	9.0	16.3	15.7	53.6	10.70	16.4	121	18.0	25.2	
	10	171	3CC171SA03	13.3	45.4	9.0	16.3	-	-	-	-	121	18.0	25.2	
	12.5	216	3CC216SA03	16.9	57.7	11.4	20.6	-	-	-	-	151	21.0	29.4	
	8	137	3CC137LA02	14.6	49.8	8.8	15.0	17.7	60.4	10.20	14.9	100	15.5	21.7	
	10	171	3CC171LA02	18.0	61.4	10.3	17.5	21.6	73.7	12.40	17.5	108	22.5	31.5	
	12	205	3CC205SA02	20.9	71.2	12.2	20.9	-	-	-	-	107	27.1	37.9	

注:“*”代表接管类型Connections:法兰Flanged
测试条件:冷凝温度50°C, 蒸发温度-15°C, 过冷度0K, 吸气温度18.3K
Rating Condition:Condensing Temperature50°C, Evaporating Temperature-15°C, Sub Cooling0K, Suction Gas Temperature18.3K

基本参数

Basic Parameters


50Hz 200V/60Hz 200-220V												 R404A
相 Phase	额定功率 Output	排气量 Displacement	压缩机型号 Compressor Model	50Hz			60Hz			备注 Remark		
				制冷量 Capacity		功率 Input	电流 Current	制冷量 Capacity			功率 Input	电流 Current
	HP	cm³/rev		kW	kBTU/h	kW	A	kW	kBTU/h		W/W	BTU/Wh
3	5	89	*C-SCN373L3H	7.0	23.7	5.1	19.2	8.2	28.0	5.90	19.3	低温 Low Temperature 喷液 liquid injection
	6	104	*C-SCN453L3H	8.1	27.7	5.9	21.6	9.6	32.6	6.80	21.9	
	7	120	*C-SCN523L3H	9.3	31.6	6.5	23.6	10.9	37.2	7.55	24.2	
	8	137	*C-SCN603L3H	10.5	35.8	7.5	27.0	12.4	42.3	8.85	28.3	
	10	171	*C-SCN753L3H	13.1	44.6	9.2	32.5	15.2	51.9	10.75	34.4	
			*ACC171JA03	13.1	44.6	9.2	32.5	15.2	51.9	10.75	34.4	
	12.5	216	*C-SCN903L3H	16.9	57.7	11.4	39.8	19.6	66.9	13.50	42.6	
			*ACC216JA03	16.9	57.7	11.4	39.8	19.6	66.9	13.50	42.6	

注:ACC机型适用于R448A/R449A制冷剂 For R448A/R449A Refrigerant

60Hz 380V										 R404A	
相 Phase	额定功率 Output	排气量 Displacement	压缩机型号 Compressor Model	60Hz				堵转 电流 LRA	额定 电流 RLA	最大持 续电流 MCC	备注 Remark
				制冷量 Capacity		功率 Input	电流 Current				
				kW	kBTU/h						
3	4	67	3CB067WA03	6.4	21.8	4.45	7.7	58	8.4	11.8	低温 Low Temperature 喷液 liquid injection
	5	83	3CB084WA03	8.2	27.8	5.54	9.4	68	9.8	13.7	
	6	96	3CB096WA03	9.3	31.6	6.15	10.9	93	10.6	14.8	
	7	120	*C-SCN523L9H	11.6	39.6	7.55	13.5	—	13.4	18.8	
			3CC120WA03	11.6	39.6	7.55	13.5	—	13.4	18.8	
	8	137	*C-SCN603L9H	13.1	44.7	8.80	15.4	—	15.1	21.1	
			3CC137WA03	13.1	44.7	8.80	15.4	—	15.1	21.1	
	10	171	*C-SCN753L9H	16.5	56.3	10.60	18.5	—	18.8	26.3	
			3CC171WA03	16.5	56.3	10.60	18.5	126	18.8	26.3	
	12.5	216	3CC216WA03	19.8	67.6	13.00	22.5	143	22.1	30.9	

测试条件:冷凝温度50°C, 蒸发温度-15°C, 过冷度0K, 吸气温度18.3K

Rating Condition:Condensing Temperature50°C, Evaporating Temperature-15°C, Sub Cooling0K, Suction Gas Temperature18.3K

50Hz 380-415V/60Hz 440-460V														 R22	
相 Phase	额定功率 Output	排气量 Displacement	压缩机型号 Compressor Model	50Hz				60Hz				堵转 电流 LRA	额定 电流 RLA	最大持 续电流 MCC	备注 Remark
				制冷量 Capacity		功率 Input	电流 Current	制冷量 Capacity		功率 Input	电流 Current				
	HP	cm³/rev		kW	kBTU/h	kW	A	kW	kBTU/h	W/W	BTU/Wh	A	A	A	
3	4	67	C-SB303L8A	5.2	17.8	3.3	6.0	6.3	21.6	3.89	6.0	70	6.4	9.0	低温 Low Temperature 喷液 liquid injection
	5	83	C-SB373L8A	6.7	22.9	4.2	7.5	8.1	27.6	4.95	7.5	66	7.9	11.1	
	6	96	C-SB453L8A	7.7	26.3	4.7	8.7	8.9	30.5	5.55	8.7	77	9.4	13.2	
	8	137	C-SC603L8H	10.5	35.8	6.7	12.4	12.4	42.3	7.90	12.4	116	13.6	19.0	
			2CC137RA03	10.5	35.8	6.7	12.4	12.4	42.3	7.90	12.4	101	13.6	19.0	
	10	171	C-SC753L8H	13.0	44.4	8.1	14.8	15.5	52.9	9.60	14.8	110	17.1	24.0	
			2CC171RA03	13.0	44.4	8.1	14.8	15.5	52.9	9.60	14.8	117	17.1	24.0	
	12.5	216	2CC216RA03	16.8	57.3	9.9	17.9	20.0	68.2	11.80	18.1	115	19.5	27.3	


注:“*”代表接管类型Connections:法兰Flanged


测试条件:冷凝温度50°C, 蒸发温度-10°C, 过冷度0K, 吸气温度18.3K

Rating Condition:Condensing Temperature50°C, Evaporating Temperature-10°C, Sub Cooling0K, Suction Gas Temperature18.3K

基本参数

Basic Parameters

50Hz 200V/60Hz 200-220V												 R22
相 Phase	额定功率 Output	排气量 Displacement	压缩机型号 Compressor Model	50Hz			60Hz				备注 Remark	
				制冷量 Capacity		功率 Input	电流 Current	制冷量 Capacity		功率 Input		电流 Current
	HP	cm³/rev		kW	kBTU/h	kW	A	kW	kBTU/h	W/W		BTU/Wh
3	5	89	*C-SC373L3G	6.8	23.2	4.7	16.3	8.1	27.5	5.50	17.5	低温 Low Temperature 喷液 liquid injection
	6	104	*C-SC453L3G	8.0	27.1	5.2	18.0	9.4	31.9	6.10	19.3	
	7	120	*C-SC523L3G	9.3	31.8	6.1	21.6	11.0	37.4	7.00	22.2	
	8	137	*C-SC603L3G	10.4	35.5	7.0	23.5	12.3	42.0	8.25	26.0	
	10	171	*C-SC753L3G	13.2	45.1	8.5	28.0	15.6	53.3	10.00	31.0	

50Hz 200V/60Hz 200-220V											 R410A	
相 Phase	额定功率 Output	排气量 Displacement	压缩机型号 Compressor Model	50Hz			60Hz			备注 Remark		
				制冷量 Capacity		功率 Input	电流 Current	制冷量 Capacity			功率 Input	电流 Current
	HP	cm³/rev		kW	kBTU/h	kW	A	kW	kBTU/h		W/W	BTU/Wh
3	10	120	*C-SCVN753L3J	13.1	44.7	9.3	33.1	15.6	53.3	10.60	33.9	低温 Low Temperature 喷液 liquid injection
	14	171	*C-SCN113L3A	18.5	63.2	12.5	43.9	21.6	73.7	14.70	46.8	

测试条件:冷凝温度50°C, 蒸发温度-10°C, 过冷度0K, 吸气温度18.3K

RatingCondition:CondensingTemperature50°C, EvaporatingTemperature-10°C, SubCooling0K, SuctionGasTemperature18.3K

60Hz 380V										 R410A	
相 Phase	额定功率 Output	排气量 Displacement	压缩机型号 Compressor Model	60Hz				堵转 电流 LRA	额定 电流 RLA	最大持 续电流 MCC	备注 Remark
				制冷量 Capacity		功率 Input	电流 Current				
				kW	kBTU/h						
3	10	120	5CC120WA03	15.9	54.3	10.60	18.6	—	17.7	24.8	低温 Low Temperature 喷液 liquid injection

注:“*”代表接管类型Connections:法兰Flanged

测试条件:冷凝温度50°C, 蒸发温度-15°C, 过冷度0K, 吸气温度18.3K

Rating Condition:Condensing Temperature50°C, Evaporating Temperature-15°C, Sub Cooling0K, Suction Gas Temperature18.3K


基本参数（变频）
Basic Parameters

DC Inverter 400V										 R404A
压缩机型号 Compressor Model	排气量 Displacement	60r/s				90r/s				备注 Remark
		制冷量 Capacity		功率 Input	电流 Current	制冷量 Capacity		功率 Input	电流 Current	
		cm³/rev	kW	kBTU/h	kW	A	kW	kBTU/h	W/W	A
3CB084ZA0M	84	12.7	43.3	4.9	12.6	18.9	64.5	7.60	13.6	中温 Medium Temperature


注:适用于R448A/R449A制冷剂 For R448A/R449A Refrigerant

AC Inverter 400V										 R404A
压缩机型号 Compressor Model	排气量 Displacement	50Hz				70Hz				备注 Remark
		制冷量 Capacity		功率 Input	电流 Current	制冷量 Capacity		功率 Input	电流 Current	
		cm³/rev	kW	kBTU/h	kW	A	kW	kBTU/h	W/W	A
C-SBS180H00B	56	8.6	29.3	3.9	8.4	12.7	43.3	5.87	10.2	中温 Medium Temperature

注:适用于R448A/R449A制冷剂 For R448A/R449A Refrigerant

AC Inverter 400V										 R404A
压缩机型号 Compressor Model	排气量 Displacement	50Hz				80Hz				备注 Remark
		制冷量 Capacity		功率 Input	电流 Current	制冷量 Capacity		功率 Input	电流 Current	
		cm³/rev	kW	kBTU/h	kW	A	kW	kBTU/h	W/W	A
C-SBVN373L0B	86	10.3	35.2	4.4	8.9	15.9	54.3	6.97	12.2	中温 Medium Temperature


注:适用于R448A/R449A制冷剂 For R448A/R449A Refrigerant

AC Inverter 400V										 R404A
压缩机型号 Compressor Model	排气量 Displacement	50Hz				70Hz				备注 Remark
		制冷量 Capacity		功率 Input	电流 Current	制冷量 Capacity		功率 Input	电流 Current	
		cm³/rev	kW	kBTU/h	kW	A	kW	kBTU/h	W/W	A
C-SCVN603L0J	144	13.9	47.4	7.9	15.4	18.1	61.8	11.40	20.7	低温 Low Temperature 喷液 liquid injection


注:适用于R448A/R449A制冷剂 For R448A/R449A Refrigerant


测试条件:冷凝温度50°C, 蒸发温度-10°C, 过冷度0K, 吸气温度18.3K
Rating Condition:Condensing Temperature50°C, Evaporating Temperature-15°C, Sub Cooling0K, Suction Gas Temperature18.3K

基本参数（变频）
Basic Parameters

AC Inverter 400V										 R404A
压缩机型号 Compressor Model	排气量 Displacement	50Hz				75Hz				备注 Remark
		制冷量 Capacity		功率 Input	电流 Current	制冷量 Capacity		功率 Input	电流 Current	
		cm³/rev	kW	kBTU/h	kW	A	kW	kBTU/h	W/W	A
ACC144NA03	144	13.2	45.1	8.2	18.2	17.9	61.1	11.45	19.1	低温 Low Temperature 喷液 liquid injection

测试条件:冷凝温度43.5°C, 蒸发温度-6.5°C, 过冷度0K, 吸气温度18.5K
Rating Condition:Condensing Temperature43.5°C, Evaporating Temperature-6.5°C, Sub Cooling0K, Suction Gas Temperature18.5K

AC Inverter 200V										 R404A
压缩机型号 Compressor Model	排气量 Displacement	50Hz				80Hz				备注 Remark
		制冷量 Capacity		功率 Input	电流 Current	制冷量 Capacity		功率 Input	电流 Current	
		cm³/rev	kW	kBTU/h	kW	A	kW	kBTU/h	W/W	A
ACC144MA03	144	14.3	48.8	8.2	32.6	19.3	65.9	11.80	39.0	低温 Low Temperature 喷液 liquid injection
ACC171MA03	171	16.8	57.4	9.5	34.7	21.8	74.4	13.60	43.8	低温 Low Temperature 喷液 liquid injection

AC Inverter 200-240V										 R410A
压缩机型号 Compressor Model	排气量 Displacement	50Hz				70Hz				备注 Remark
		制冷量 Capacity		功率 Input	电流 Current	制冷量 Capacity		功率 Input	电流 Current	
		cm³/rev	kW	kBTU/h	kW	A	kW	kBTU/h	W/W	A
C-SCVN753L0J	120	16.1	55.0	9.6	36.6	22.0	75.1	13.50	44.8	低温 Low Temperature 喷液 liquid injection

AC Inverter 400V										 R410A
压缩机型号 Compressor Model	排气量 Displacement	50Hz				75Hz				备注 Remark
		制冷量 Capacity		功率 Input	电流 Current	制冷量 Capacity		功率 Input	电流 Current	
		cm³/rev	kW	kBTU/h	kW	A	kW	kBTU/h	W/W	A
5CC120NA03	120	15.9	54.3	10.1	18.6	21.6	73.7	13.30	22.4	低温 Low Temperature 喷液 liquid injection

测试条件:冷凝温度50°C, 蒸发温度-10°C, 过冷度0K, 吸气温度18.3K
Rating Condition:Condensing Temperature50°C, Evaporating Temperature-10°C, Sub Cooling0K, Suction Gas Temperature18.3K

冷冻冷藏用

冷冻冷藏用

TRAIN APPLICATION

Features

- ▼ With its vector technology to achieve accurate control of indoor temperature, brings comfortable experience to passengers.
- ▼ Compact structure (height less than 180mm), saving installation space and reduce cost for customer on unit design.
- ▼ Split-type design between the compressor and drive module ensure that the drive system could be optimized and chosen according to the operating envelope.
- ▼ Weather ability design with full metal shell achieves IP67 protection and meets the highest protection standards in the industry.



矢量变频控制
Vector Technology



结构紧凑
Compact Structure



高防护等级
IP67 Protection



轨道列车空调用

产品特点

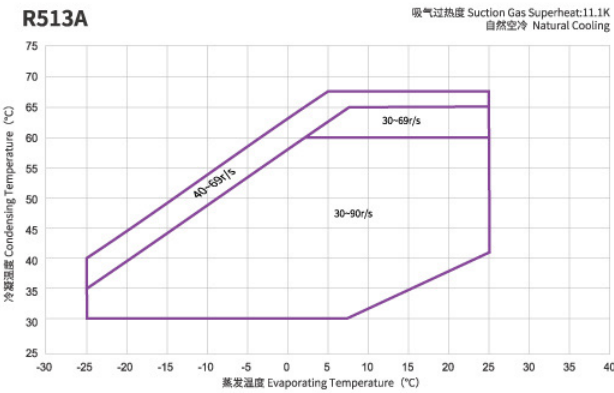
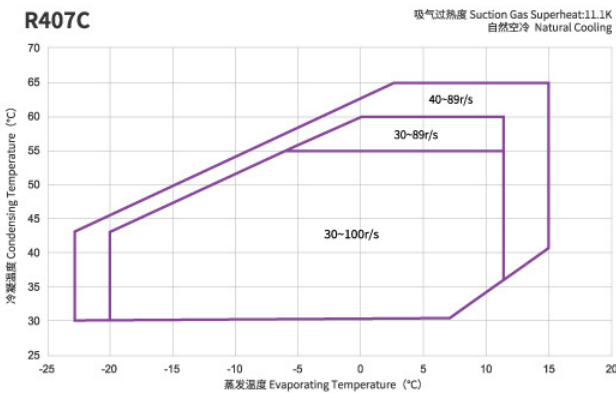
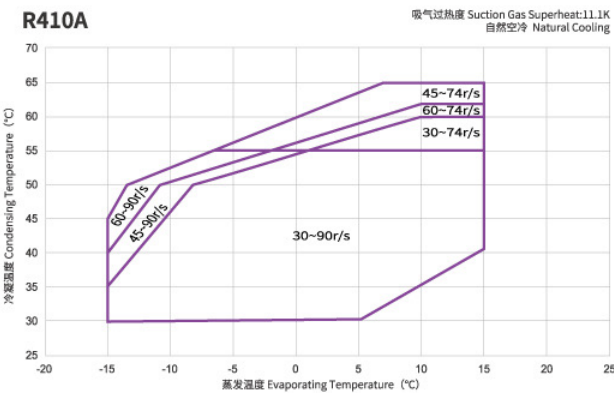
- ▼ 矢量变频控制技术，实现室内温度精准控制，为乘客带来舒适体验
- ▼ 结构紧凑（高度小于180mm），缩小安装空间，降低客户机组设计成本
- ▼ 压缩机与驱动模块分体式设计，确保驱动系统视运转环境而优化选取
- ▼ 全金属外壳的耐候性设计，可实现IP67防护等级，满足行业最高防护标准要求



产品线
Product Line-up

制冷剂 Refrigerant	电源 Power Source	排气容积 Displacement	制冷能力 Capacity(kW)									
			5	10	15	20	25	30	35	40	45	50
R410A	DC Inverter	67cc		10-33								
R407C	AC Inverter	56cc	6-21									
		74cc	8-27									
		110cc		12-35								
R513A	AC Inverter	74cc	5-16									
		110cc	7-23									

运行范围
Operation Envelope



不同机型的运行范围稍有区别, 详见规格书。
The operation envelope is different from models, please refer to the specification for details.

基本参数
Basic Parameters

DC Inverter 380V							R410A
压缩机型号 Compressor Model	排气量 Displacement	转速范围 Revolution Range	60r/s		COP		备注 Remark
	cm³/rev	r/s	制冷量 Capacity kW	kBTU/h	W/W	BTU/Wh	
C-SWP330H02C	67	30-90	22.3	76.1	3.20	10.9	防水型
T-SWP067H02A	67	30-90	22.3	76.1	3.20	10.9	

AC Inverter 380V							R513A
压缩机型号 Compressor Model	排气量 Displacement	转速范围 Revolution Range	60r/s		COP		备注 Remark
	cm³/rev	r/s	制冷量 Capacity kW	kBTU/h	W/W	BTU/Wh	
T-SWY074H00A	74	30-100	11.0	37.5	3.14	10.7	防水型
T-SWY110H00A	110	30-90	16.2	55.3	3.15	10.7	

AC Inverter 380V							R407C
压缩机型号 Compressor Model	排气量 Displacement	转速范围 Revolution Range	60r/s		COP		备注 Remark
	cm³/rev	r/s	制冷量 Capacity kW	kBTU/h	W/W	BTU/Wh	
C-SWS225H00C	74	30-100	16.5	56.3	3.03	10.3	防水型
C-SWS225H00F	74	30-100	16.5	56.3	3.03	10.3	
T-SWS110H00A	110	30-90	25.2	86.0	3.25	11.1	

AC Inverter 220V							R407C
压缩机型号 Compressor Model	排气量 Displacement	转速范围 Revolution Range	60r/s		COP		备注 Remark
	cm³/rev	r/s	制冷量 Capacity kW	kBTU/h	W/W	BTU/Wh	
C-SWS180H01C	56	30-100	12.9	44.0	3.19	10.9	防水型
T-SWS056H01A	56	30-100	12.9	44.0	3.19	10.9	-
C-SWS225H01C	74	30-100	16.5	56.3	3.17	10.8	防水型

测试条件: 冷凝温度54.4°C, 蒸发温度7.2°C, 过冷度8.3K, 过热度11.1K
Rating Condition: Condensing Temperature 54.4°C, Evaporating Temperature 7.2°C, Sub Cooling 8.3K, Superheat 11.1K

ELECTRIC BUS APPLICATION

Features

- ▼ With its vector technology to achieve accurate control of indoor temperature, brings comfortable experience to passengers.
- ▼ Jet enthalpy technology effectively solves the low temperature operation characteristics of compressors and improves performance.
- ▼ Compact structure (height less than 180mm), saving installation space and reduce cost for customer on unit design.
- ▼ Split-type design between the compressor and drive module ensure that the drive system could be optimized and chosen according to the operating envelope.
- ▼ Weather ability design with full metal shell achieves IP67 protection and meets the highest protection standards in the industry.




矢量变频控制
Vector Technology



结构紧凑
Compact Structure



喷气增焓技术
Jet Enthalpy



电动巴士空调用

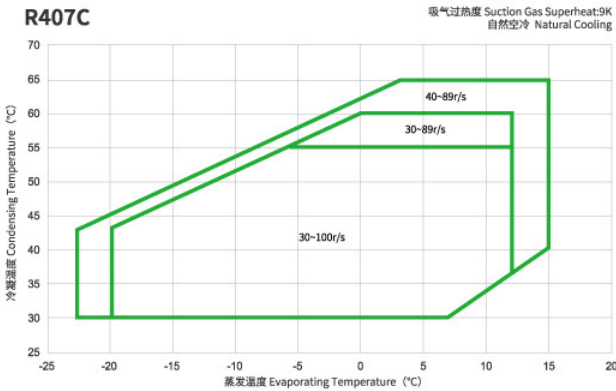
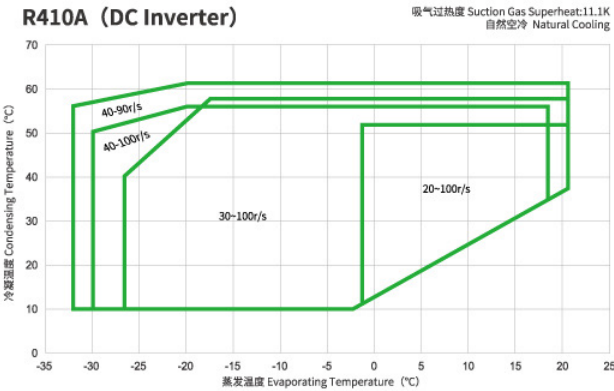
产品特点

- ▼ 矢量变频控制技术，实现室内温度精准控制，为乘客带来舒适体验
- ▼ 喷气增焓技术有效解决压缩机低温运转特性，提升性能
- ▼ 结构紧凑（高度小于180mm），缩小安装空间，降低机组设计成本
- ▼ 压缩机与驱动模块分体式设计，确保驱动系统视运转环境而优化选取
- ▼ 全金属外壳的耐候性设计，可实现IP67防护等级，满足行业最高防护标准要求

产品线
Product Line-up


制冷剂 Refrigerant	电源 Power Source	排气容积 Displacement	制冷能力 Capacity(kW)											
			5	10	15	20	25	30	35	40	45	50	55	
R410A	DC Inverter	42cc	6-20											
		67cc	10-33											
		73cc(EVI)	9-48											
		81cc	10-53											
R407C	AC Inverter	56cc	6-21											
		74cc	8-27											
		110cc	12-35											


运行范围
Operation Envelope




不同机型的运行范围稍有区别, 详见规格书。
The operation envelope is different from models, please refer to the specification for details.

基本参数
Basic Parameters

DC Inverter 380V							 R410A
压缩机型号 Compressor Model	排气量 Displacement	转速范围 Revolution Range	60r/s				备注 Remark
			制冷量 Capacity		COP		
			kW	kBTU/h	W/W	BTU/Wh	
5CW042ZA11	42	30-90	13.9	47.4	3.17	10.8	防水型 Waterproof type
5CW067ZA01	67	30-90	22.3	76.1	3.19	10.9	
5CW073ZA02	73	20-100	24.8	84.6	3.16	10.8	
5CW081ZA01	81	20-100	26.8	91.4	3.15	10.8	

AC Inverter 380V							 R407C
压缩机型号 Compressor Model	排气量 Displacement	转速范围 Revolution Range	60r/s				备注 Remark
			制冷量 Capacity		COP		
			kW	kBTU/h	W/W	BTU/Wh	
4CW074NA01	74	30-100	16.5	56.3	3.06	10.4	防水型 Waterproof type
4CW110NA01	110	30-90	25.2	86.0	3.25	11.1	

注:适用于R134a/R513A制冷剂 For R134a/R513A Refrigerant

AC Inverter 220V							 R407C
压缩机型号 Compressor Model	排气量 Displacement	转速范围 Revolution Range	60r/s				备注 Remark
			制冷量 Capacity		COP		
			kW	kBTU/h	W/W	BTU/Wh	
4CW056MA01	56	30-100	12.9	44.0	3.19	10.9	防水型 Waterproof type
4CW074MA01	75	30-100	16.5	56.3	3.17	10.8	
4CW074MA21	74	30-100	16.5	56.3	3.17	10.8	

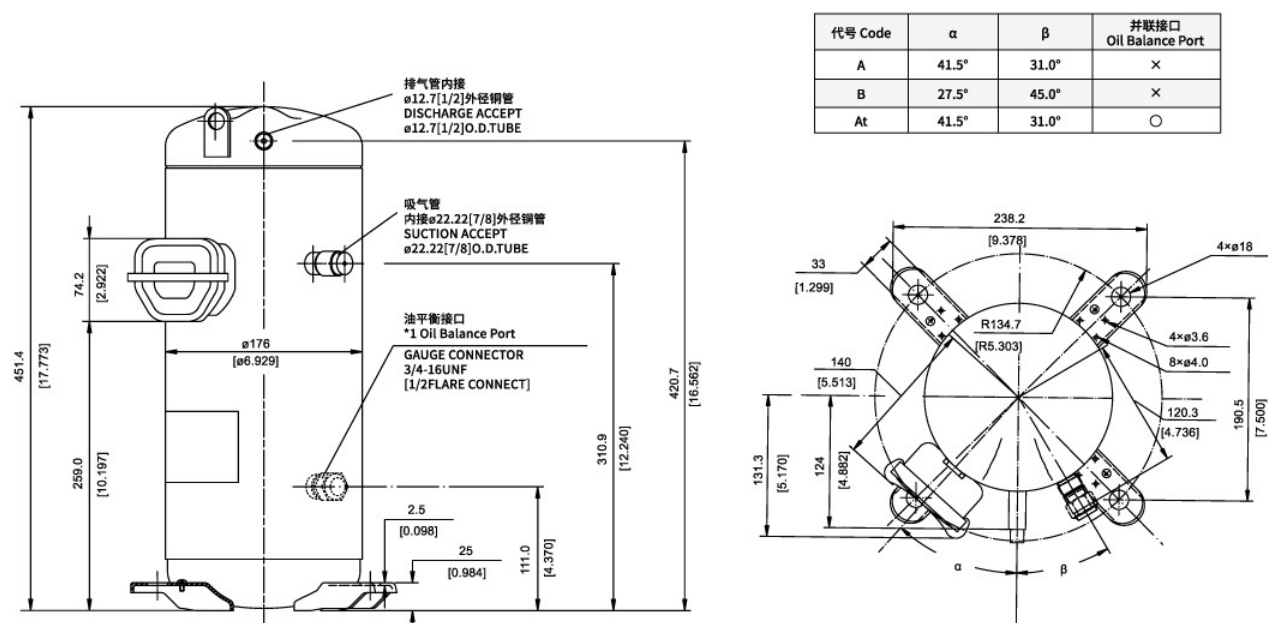
注:适用于R134a/R513A制冷剂 For R134a/R513A Refrigerant

测试条件:冷凝温度54.4°C, 蒸发温度7.2°C, 过冷度8.3K, 过热度11.1K
Rating Condition:Condensing Temperature54.4°C, Evaporating Temperature7.2°C, Sub Cooling8.3K, Superheat11.1K

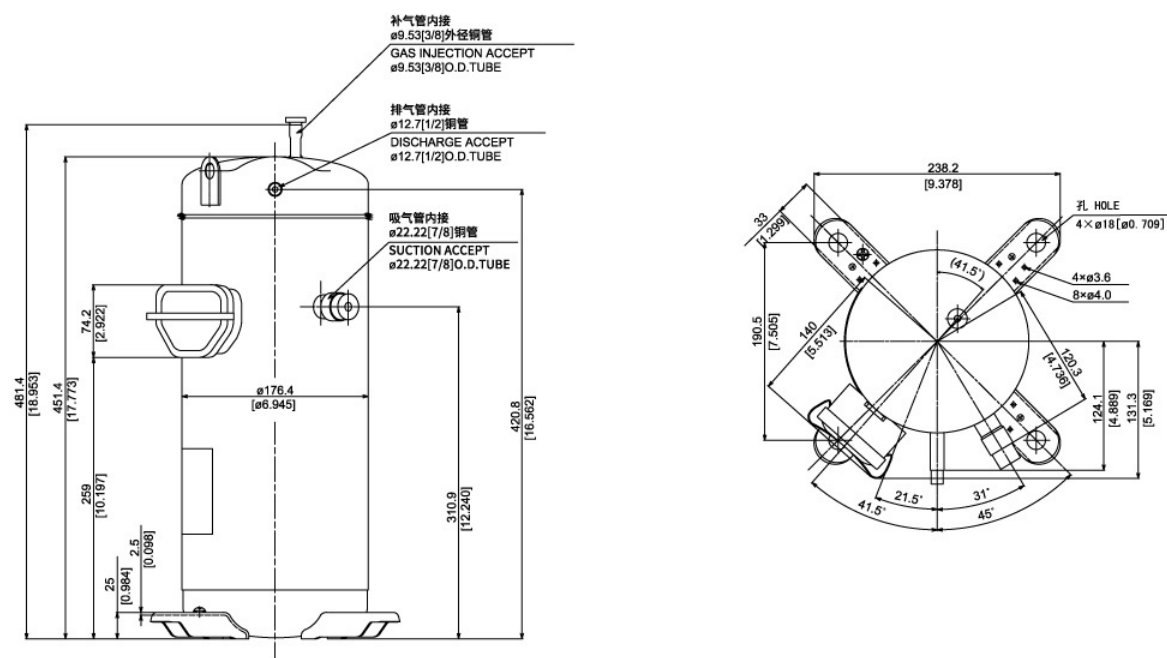
外观图

Outline Graph

B系列代表机型 (常规) B Series Standard Model



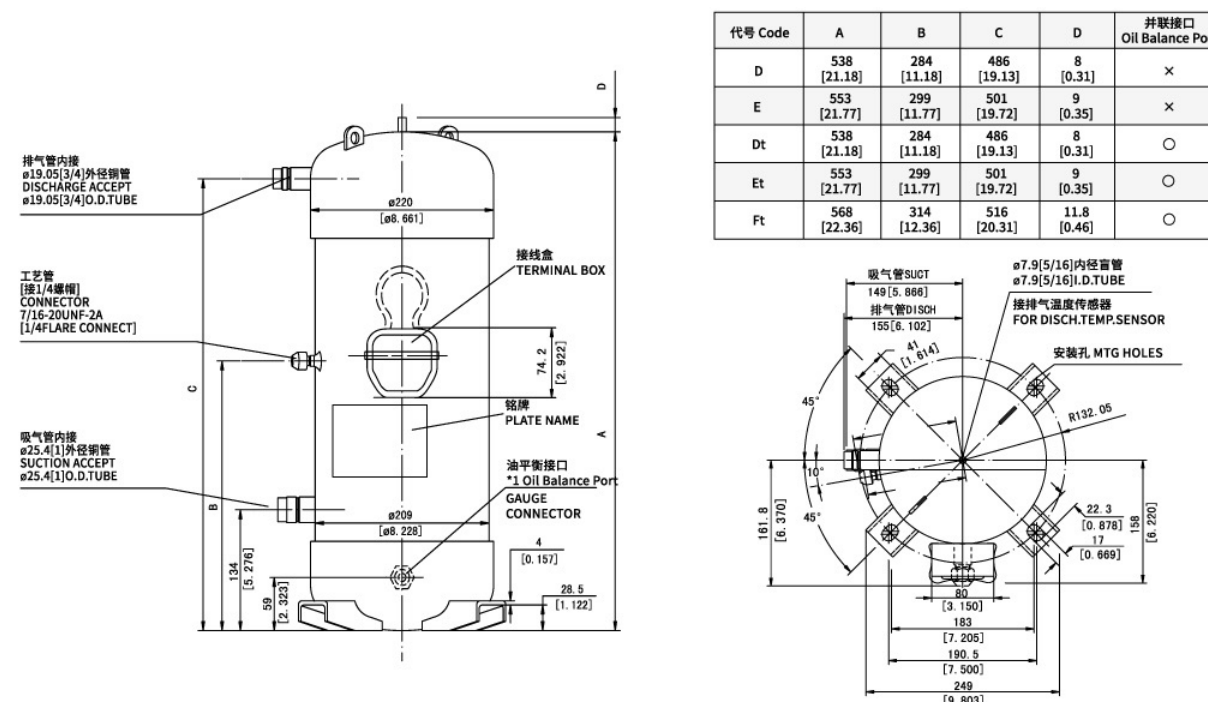
B系列代表机型 (补气) B Series Vapor Injection Model



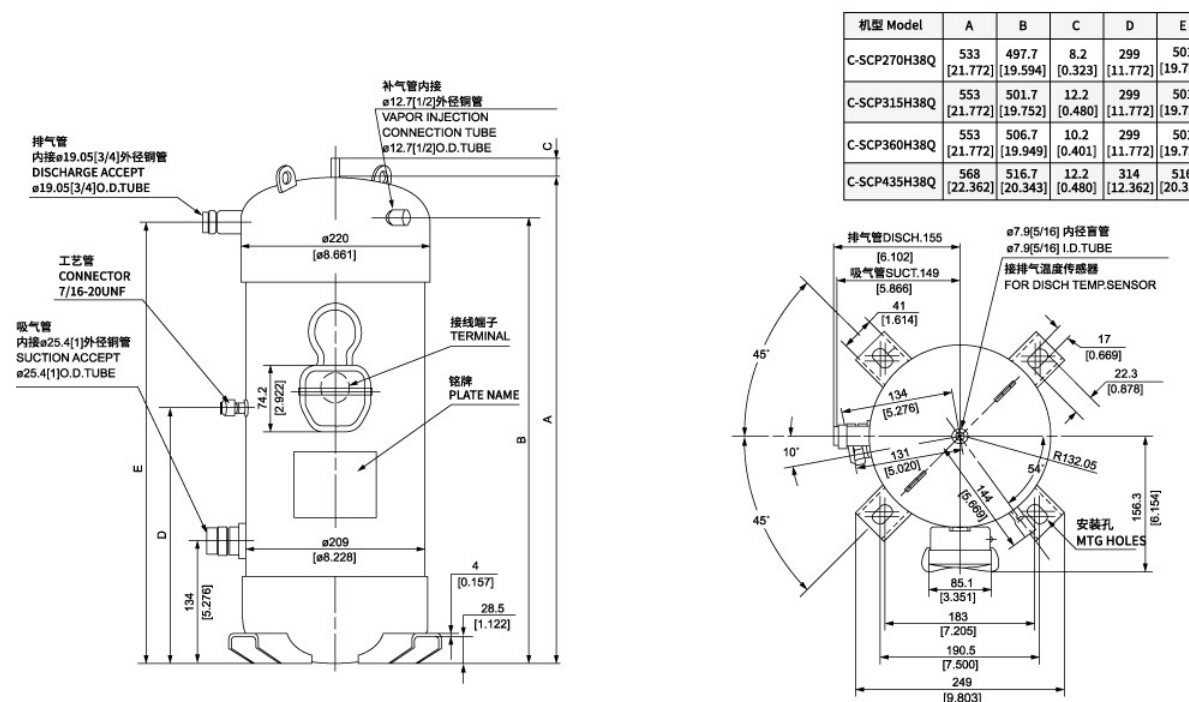
外观图

Outline Graph

C系列代表机型 (常规) C Series Standard Model

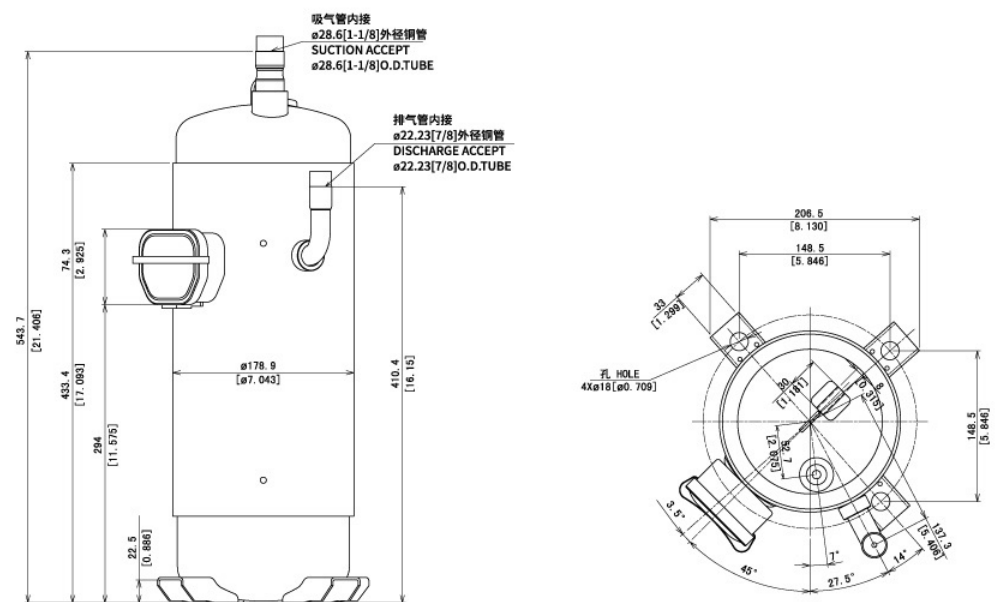


C系列代表机型 (补气) C Series Vapor Injection Model

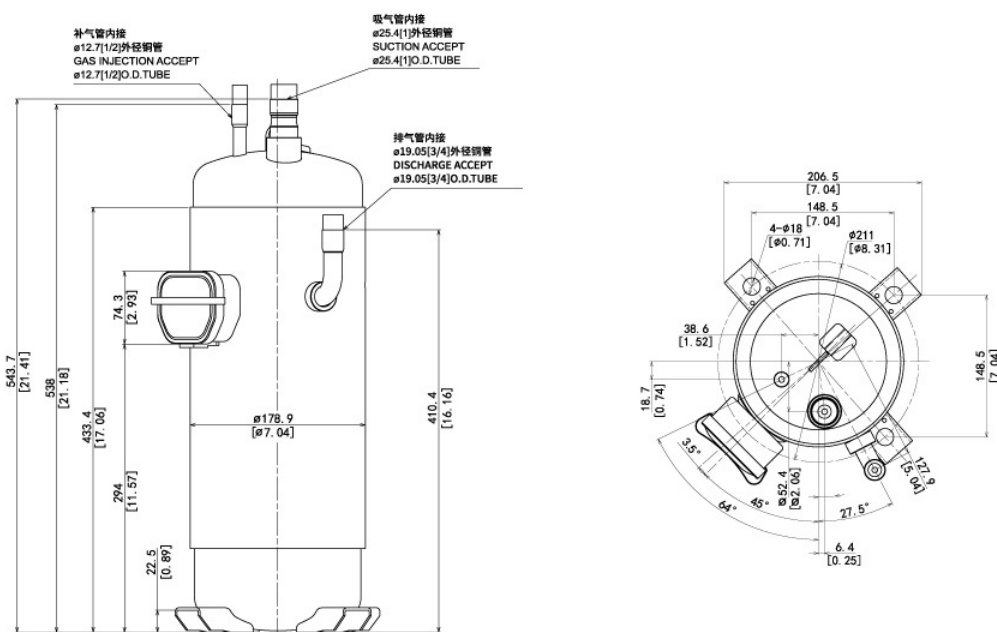


外观图 Outline Graph

D系列代表机型 (常规) D Series Standard Model

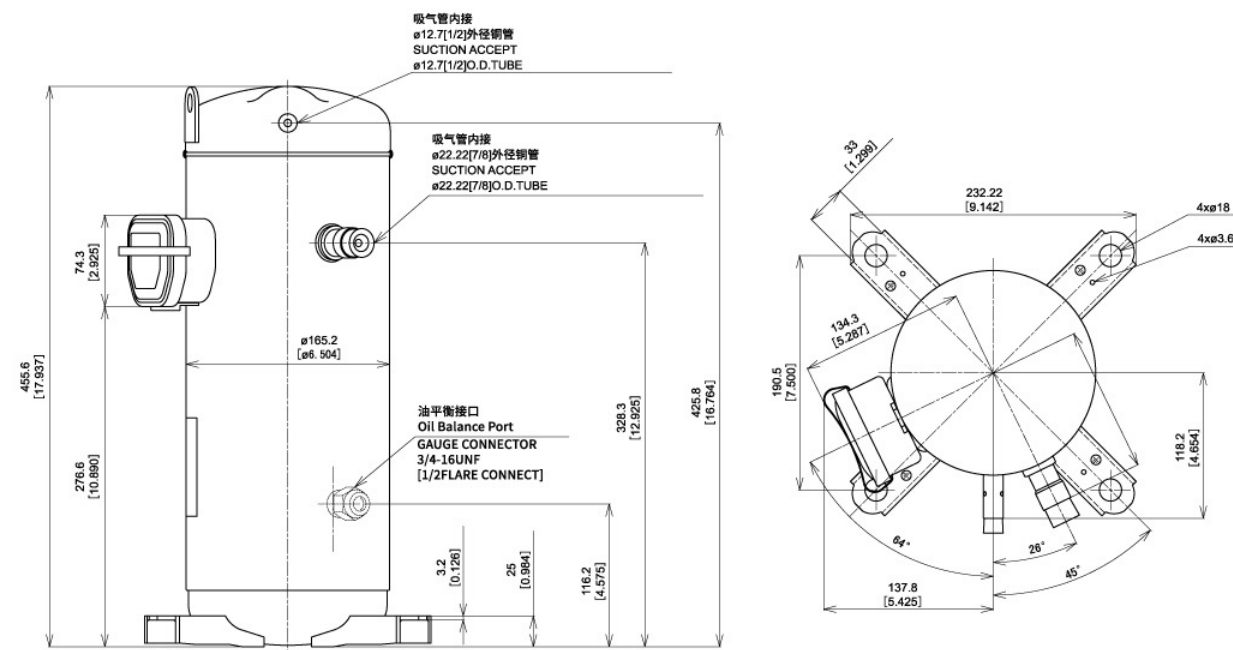


D系列代表机型 (补气) D Series Vapor Injection Model

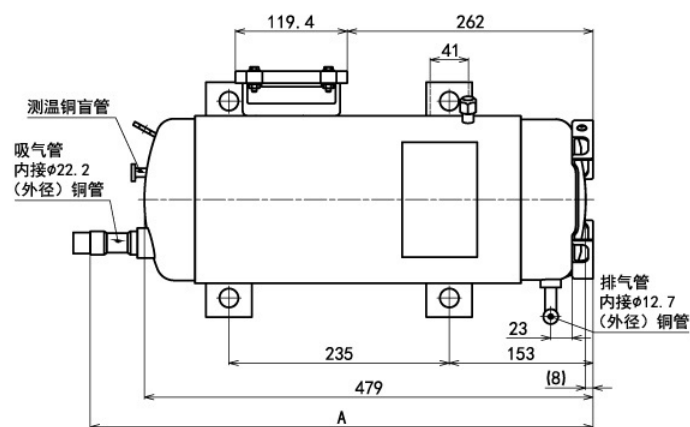


外观图 Outline Graph

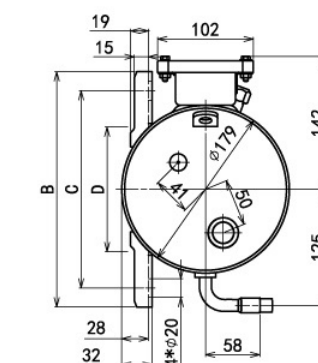
E系列代表机型 E Series Standard Model



W系列代表机型 W Series Standard Model



机型型号	外观代号	A	B	C	D
5CW042ZA11	Ps	533	230.5	190.5	148.5
4CW056MA01					
5CW067ZA02					
4CW074NA01	Qs	537	230.5	190.5	148.5
4CW074MA01					
4CW074MA11	Q	537	250.4	210	133
5CW073ZA02	参见规格书				
5CW081ZA01					



排气管
内接OD (外径) Ø34.93铜管
DISCHARGE ACCERT
Ø34.93 O.D.TUBE

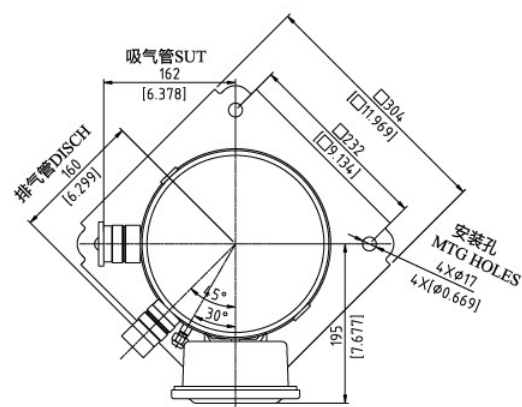
铭牌
PLATE NAME

工艺管
[接1/4螺母]
CONNECTOR
1/16-20UNF-2A
[1/4 FLARE CONNECT]

吸气管
内接OD (外径) Ø41.28铜管
SUCTION ACCERT
Ø41.28 O.D.TUBE

接线盒
TERMINAL BOX

688 [27.087]
639 [25.157]
180 [7.087]
24 [0.945]
230 [9.055]
233 [9.173]
263 [10.354]
225 [8.858]



接气管
内接OD(外径) ø34.93铜管
DISCHARGE ACCEPT
ø34.93 O.D.TUBE

铭牌
PLATE NAME

工艺管
[接1/4螺母]
CONNECTOR
1/16-20UNF-2A
[1/4 FLARE CONNECT]

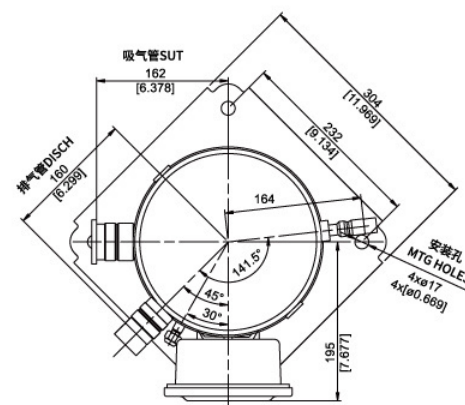
吸气管内接
OD(外径) 41.28铜管
配合深度20
SUCTION ACCEPT
ø41.28 O.D.TUBE

接线盒
TERMINAL BOX

补气管
内接ø15.88外径铜管
配合深度15
GAS INJECTION ACCEPT
ø15.88[5/8]O.D.TUBE

视油镜
OIL LEVEL GAUGE

Dimensions:
Total height: 709 [27.913]
Height from base to top of terminal box: 660 [25.984]
Height from base to center of suction accept: 180 [7.087]
Height from base to center of gas injection accept: 567 [23.504]
Height from base to center of oil level gauge: 225 [8.856]
Width: ø230 [ø9.055]
Width of terminal box: ø233 [ø9.173]
Other dimensions: 263 [10.354], 24 [0.945], 80 [3.150]

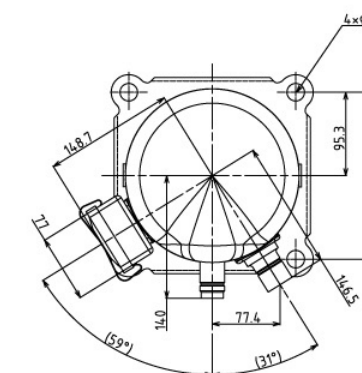


排气管
DISCHARGE TUBE
 $\phi 22.4 - \phi 22.6 [7/8]$ I.D.
 $\nabla 20$ MIN

吸气管
SUCTION TUBE
 $\phi 28.8 - \phi 29.0 [1-1/8]$ I.D.
 $\nabla 21$ MIN

机型	A	B	C	D
SOC116SA01	566	533.5	311.6	379.5
SOC116SA01	584	553.5	331.6	394.5

机型	A	B	C	D
5CG118SA01	566	533.5	311.6	379.
5CG136SA01	586	553.5	326.6	394.



Technical drawing of the 1000 Series Vertical Centrifugal Pump, showing dimensions and components.

Dimensions:

- A: Total height
- B: Height to the center of the discharge tube
- C: Height to the center of the suction tube
- 89.5: Distance from the base to the center of the suction tube
- 109.5: Distance from the center of the suction tube to the center of the discharge tube
- 153: Distance from the base to the center of the discharge tube
- 197: Diameter of the pump body

Components:

- 排气管 (Discharge Tube): $\phi 22.4 - \phi 22.6 [7/8]$ I.D., $\nabla 20$ MIN
- 吸气管 (Suction Tube): $\phi 28.8 - \phi 29.0 [1-1/8]$ I.D., $\nabla 21$ MIN

机型	A	B	C	D
5CG102RA21	566	533.5	311.6	379.5
5CG118RA21				
5CG136RA21	586	553.5	326.6	394.5
5CG170RA21	611	578.5	326.6	394.5

